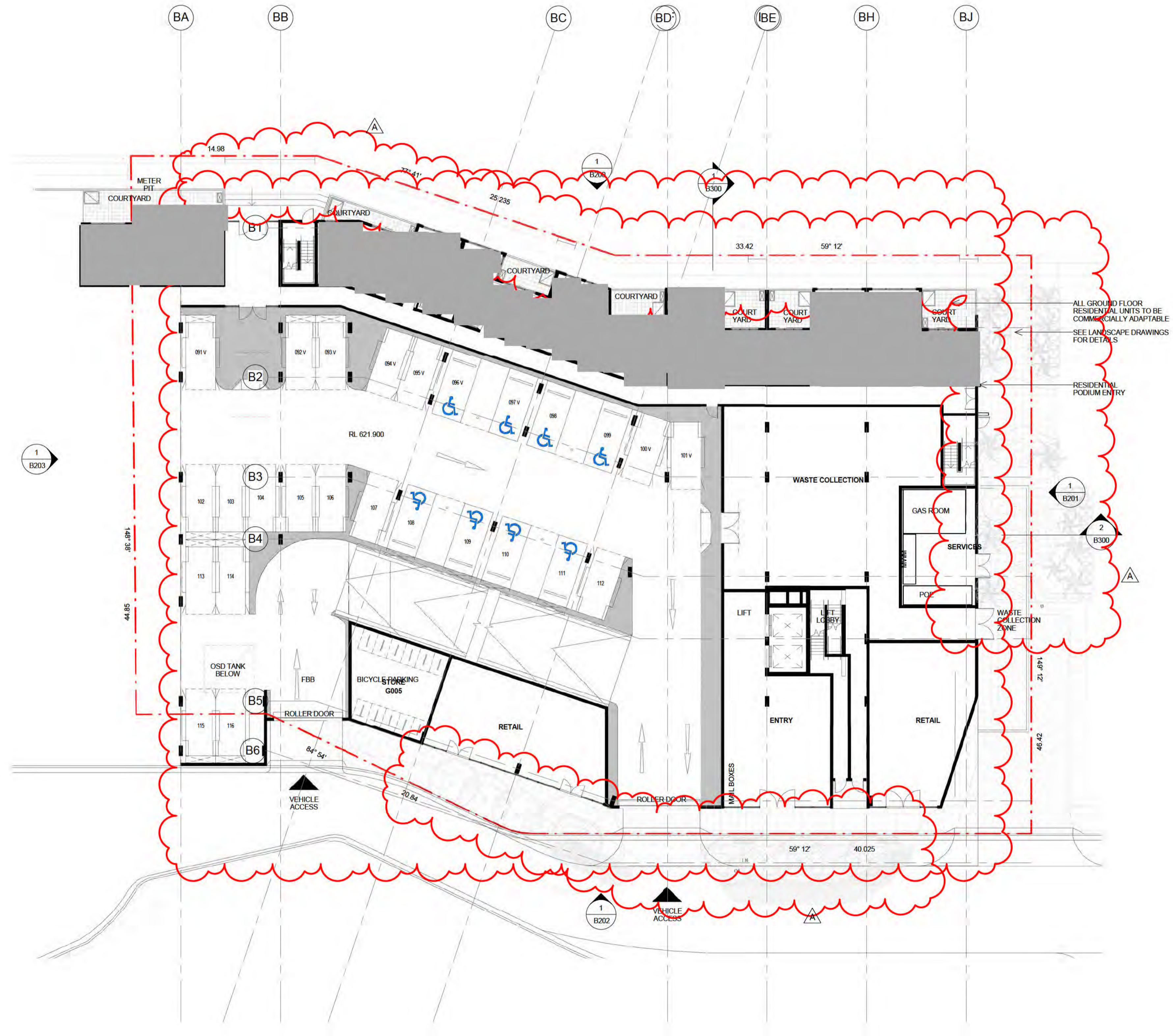


PARKING SCHEDULE - BUILDING B GROUND FLOOR

TYPE	COUNT
ACCESSIBLE	8
STANDARD	18
Total	26

DA AMENDMENTS	
A	BUILDING A & B PODIUM LEVELS COMBINED - REVISED LANDSCAPING
B	BUILDING A & B PODIUMS COMBINED - REVISED RESIDENTIAL, RETAIL, AMENITIES AND PARKING ON GROUND FLOOR
C	PARKING NUMBERS CHANGED, OVERALL AN ADDITIONAL 10 SPACES PROVIDED
D	BUILDING A & B PODIUM LEVELS COMBINED & TOWER UNITS MODIFIED - REVISED GFA
E	BUILDING A & B PODIUM LEVELS COMBINED - REVISED RESIDENTIAL & CAR PARKING
F	REVISED BUILDING A & B TOWER LEVEL UNITS
G	BUILDING A & B PODIUM LEVELS COMBINED - REVISED ELEVATION TREATMENT
H	BUILDING A BASEMENT LEVELS DELETED
I	REVISED PODIUM UNIT LAYOUTS FOR BUILDINGS A&B
J	BUILDING B BASEMENT REVISED
K	UNIT MAKE UP REVISED
L	ADAPTABLE UNIT PLANS REVISED



- NOTES**
- HEAD HEIGHT OVER ACCESSIBLE CAR PARKING SPACES TO BE IN ACCORDANCE WITH AS 2890.6
 - PASSENGER LIFTS TO AS 1735.12 & BCA E3.6
 - ACCESSIBLE PATH OF TRAVEL PROVIDED TO ALL SOLE OCCUPANCY UNITS SERVED BY A LIFT
 - TACTILE INDICATORS TO ROAD CROSSINGS AS PER AS 1428.4
 - ENTRANCE TO ALL BUILDINGS ALONG ACCESSIBLE PATH OF TRAVEL ARE ACCESSIBLE TO AS 128.1
 - ALL DOORS SINGLE LEAF 920mm OR ACTIVE LEAF OF DOUBLE DOORS MIN 920mm
 - ACCESS TO WASTE ROOM NOT PROVIDED TO TENANTS
 - ALL FLOOR SURFACES TO BE SLIP RESISTANT, BROOM FINISHED CONCRETE EXTERNAL (OR SIMILAR), SLIP RESISTANT FLOOR FINISH INTERNALLY (TO BE SELECTED BY COMMERCIAL TENANT)
 - HANDRAIL TO AS 1428.1
 - EXTERNAL LIGHTING DESIGNED IN ACCORDANCE WITH AS 1158.3 - LIGHTING OF ROADS & PUBLIC SPACES & TO THE ACT CRIME PREVENTION & URBAN DESIGN RESOURCES MANUAL
 - TO BE READ IN CONJUNCTION WITH LANDSCAPE DRAWINGS
 - ALL ADAPTABLE UNITS TO COMPLY WITH AS 4299-1995 & THE ACCESS MOBILITY CODE
 - REFER TO ACOUSTIC REPORT
 - REFER TO WIND REPORT
 - TENANCY LAYOUT, RETAIL CONFIGURATION & ACCESS OFF STREET TENANCIES TO BE CONFIRMED WITH SUBSEQUENT INDIVIDUAL DEVELOPMENT APPLICATIONS
 - MINIMUM SIGHTLINES FOR PEDESTRIAN TRAFFIC WILL OCCUR IN ACCORDANCE WITH AS 2890.1
 - PASSENGER LIFTS TO AS 1735.12 & BCA E3.6
 - ALL ADAPTABLE UNITS TO COMPLY WITH AS 4299-1995 & THE ACCESS MOBILITY CODE
 - ALL UNITS TO COMPLY WITH RELEVANT SECTIONS OF THE BCA & AUSTRALIAN STANDARDS
 - ALL TOWER UNITS HAVE DIRECT ACCESS TO WASTE CHUTE THAT FEED TO WASTE ROOM BELOW
 - ACCESSIBLE PATH OF TRAVEL PROVIDED TO SOLE OCCUPANCY UNITS SERVED BY A LIFT
 - TACTILE INDICATORS TO ROAD CROSSINGS AS PER AS 1428.4
 - ENTRANCE TO ALL BUILDINGS ALONG ACCESSIBLE PATH OF TRAVEL ARE ACCESSIBLE TO AS 128.1
 - ALL DOORS SINGLE LEAF 920mm OR ACTIVE LEAF OF DOUBLE DOORS MIN 920mm
 - ACCESS TO WASTE ROOM, ELECTRICAL ROOM OR GREASE TRAP ROOM NOT PROVIDED TO TENANTS
 - ALL FLOOR SURFACES TO BE SLIP RESISTANT, BROOM FINISHED CONCRETE EXTERNAL (OR SIMILAR), SLIP RESISTANT FLOOR FINISH INTERNALLY (TO BE SELECTED BY COMMERCIAL TENANT)
 - HANDRAIL TO AS 1428.1
- LEGEND**
- A ACCESSIBLE APARTMENT
 - PS 1.8 NOM. HIGH PRIVACY SCREENING
 - ADAPTABLE PARKING
 - BICYCLE PARKING
 - STORAGE AREA 2400mm x 600mm
 - V VISITOR PARKING
 - CAR PARK MIRRORS
 - DRYING AREA
 - CONDENSOR UNITS
 - SITE BOUNDARY

PARKING SCHEDULE - BUILDING B LEVEL 1

TYPE	COUNT
ACCESSIBLE	4
STANDARD	41
STANDARD (PARALLEL)	6
Total	51

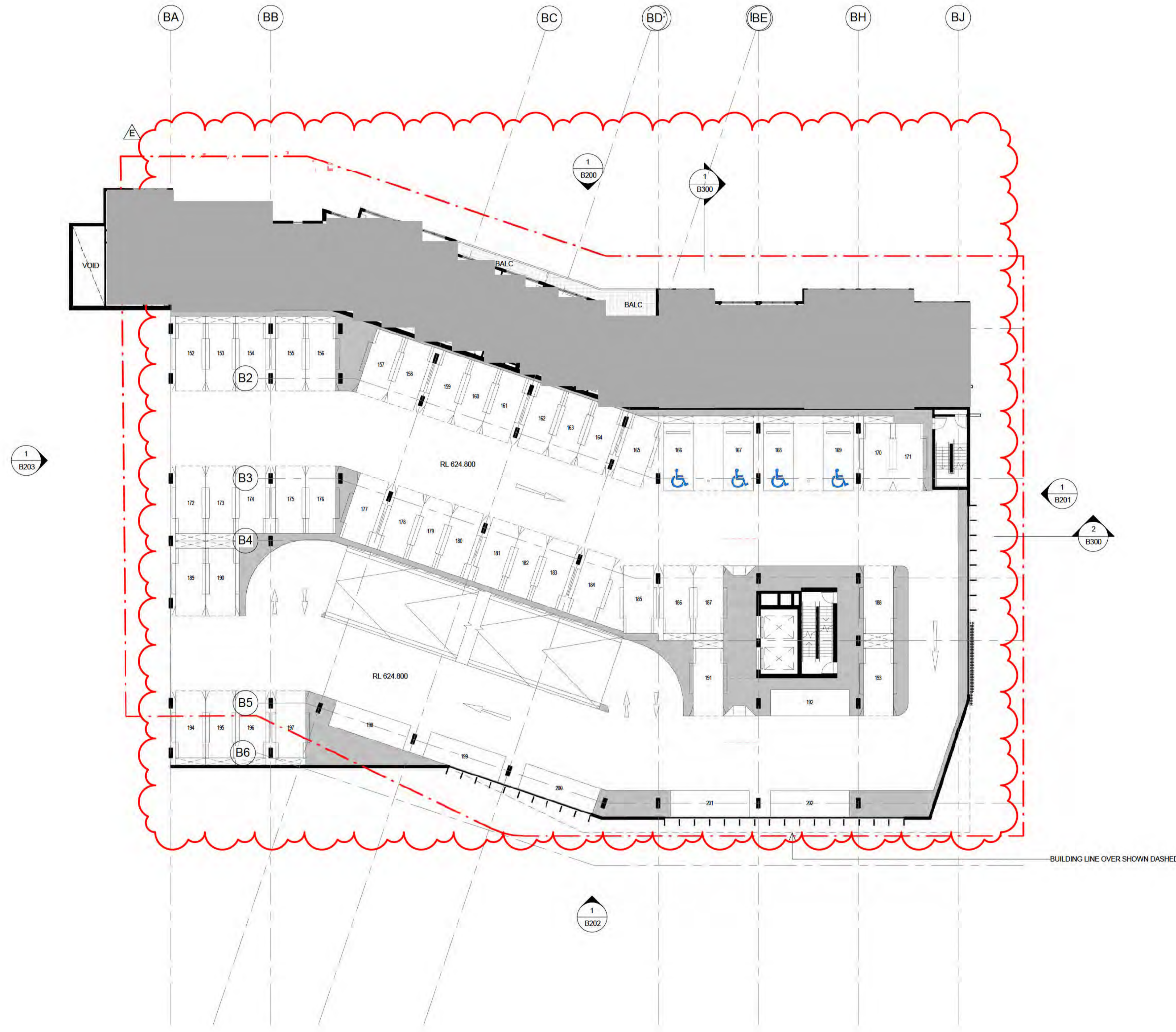
DA AMENDMENTS	
A	BUILDING A & B PODIUM LEVELS COMBINED - REVISED LANDSCAPING
B	BUILDING A & B PODIUMS COMBINED - REVISED RESIDENTIAL, RETAIL, AMENITIES AND PARKING ON GROUND FLOOR
C	PARKING NUMBERS CHANGED - OVERALL AN ADDITIONAL 10 SPACES PROVIDED
D	BUILDING A & B PODIUM LEVELS COMBINED & TOWER UNITS MODIFIED - REVISED GFA
E	BUILDING A & B PODIUM LEVELS COMBINED - REVISED RESIDENTIAL & CAR PARKING
F	REVISED BUILDING A & B TOWER LEVEL UNITS
G	BUILDING A & B PODIUM LEVELS COMBINED - REVISED ELEVATION TREATMENT
H	BUILDING A BASEMENT LEVELS DELETED
I	REVISED PODIUM UNIT LAYOUTS FOR BUILDINGS A&B
J	BUILDING B BASEMENT REVISED
K	UNIT MAKE UP REVISED
L	ADAPTABLE UNIT PLANS REVISED

NOTES

- HEAD HEIGHT OVER ACCESSIBLE CAR PARKING SPACES TO BE IN ACCORDANCE WITH AS 2890.6
- PASSENGER LIFTS TO AS 1735.12 & BCA E3.6
- ACCESSIBLE PATH OF TRAVEL PROVIDED TO ALL SOLE OCCUPANCY UNITS SERVED BY A LIFT
- TACTILE INDICATORS TO ROAD CROSSINGS AS PER AS 1428.4
- ENTRANCE TO ALL BUILDINGS ALONG ACCESSIBLE PATH OF TRAVEL ARE ACCESSIBLE TO AS 128.1
- ALL DOORS SINGLE LEAF 920mm OR ACTIVE LEAF OF DOUBLE DOORS MIN 920mm
- ACCESS TO WASTE ROOM NOT PROVIDED TO TENANTS
- ALL FLOOR SURFACES TO BE SLIP RESISTANT, BROOM FINISHED CONCRETE EXTERNAL (OR SIMILAR), SLIP RESISTANT FLOOR FINISH INTERNALLY (TO BE SELECTED BY COMMERCIAL TENANT)
- HANDRAIL TO AS 1428.1
- EXTERNAL LIGHTING DESIGNED IN ACCORDANCE WITH AS 1158.3 - LIGHTING OF ROADS & PUBLIC SPACES & TO THE ACT CREME PREVENTION & URBAN DESIGN RESOURCES MANUAL
- TO BE READ IN CONJUNCTION WITH LANDSCAPE DRAWINGS
- ALL ADAPTABLE UNITS TO COMPLY WITH AS 4299-1996 & THE ACCESS MOBILITY CODE
- REFER TO ACOUSTIC REPORT
- REFER TO WIND REPORT
- TENANCY LAYOUT, RETAIL CONFIGURATION & ACCESS OFF STREET TENANCIES TO BE CONFIRMED WITH SUBSEQUENT INDIVIDUAL DEVELOPMENT APPLICATIONS
- MINIMUM SIGHTLINES FOR PEDESTRIAN SAFETY WILL OCCUR IN ACCORDANCE WITH AS 2890.1
- PASSENGER LIFTS TO AS 1735.12 & BCA E3.6
- ALL ADAPTABLE UNITS TO COMPLY WITH AS 4299-1996 & THE ACCESS MOBILITY CODE
- ALL UNITS TO COMPLY WITH RELEVANT SECTIONS OF THE BCA & AUST STANDARDS
- ALL TOWER UNITS HAVE DIRECT ACCESS TO WASTE CHUTE THAT FEED TO WASTE ROOM BELOW
- ACCESSIBLE PATH OF TRAVEL PROVIDED TO SOLE OCCUPANCY UNITS SERVED BY A LIFT
- TACTILE INDICATORS TO ROAD CROSSINGS AS PER AS 1428.4
- ENTRANCE TO ALL BUILDINGS ALONG ACCESSIBLE PATH OF TRAVEL ARE ACCESSIBLE TO AS 128.1
- ALL DOORS SINGLE LEAF 920mm OR ACTIVE LEAF OF DOUBLE DOORS MIN 920mm
- ACCESS TO WASTE ROOM, ELECTRICAL ROOM OR GREASE TRAP ROOM NOT PROVIDED TO TENANTS
- ALL FLOOR SURFACES TO BE SLIP RESISTANT, BROOM FINISHED CONCRETE EXTERNAL (OR SIMILAR), SLIP RESISTANT FLOOR FINISH INTERNALLY (TO BE SELECTED BY COMMERCIAL TENANT)
- HANDRAIL TO AS 1428.1

LEGEND
 A ACCESSIBLE APARTMENT
 PS 1.8 NOM. HIGH PRIVACY SCREENING

- ADAPTABLE PARKING
- BICYCLE PARKING
- STORAGE AREA 2400mm x 600mm
- VISITOR PARKING
- CAR PARK MIRRORS
- DRYING AREA
- CONDENSOR UNITS NOT TO BE USED FOR CONSTRUCTION



BUILDING LINE OVER SHOWN DASHED

PARKING SCHEDULE - BUILDING B LEVEL 2

TYPE	COUNT
ACCESSIBLE	4
STANDARD	32
STANDARD (PARALLEL)	1
Total	37

DA AMENDMENTS	
A	BUILDING A & B PODIUM LEVELS COMBINED - REVISED LANDSCAPING
B	BUILDING A & B PODIUMS COMBINED - REVISED RESIDENTIAL, RETAIL, AMENITIES AND PARKING ON GROUND FLOOR
C	PARKING NUMBERS CHANGED, OVERALL AN ADDITIONAL 10 SPACES PROVIDED.
D	BUILDING A & B PODIUM LEVELS COMBINED & TOWER UNITS MODIFIED - REVISED GFA
E	BUILDING A & B PODIUM LEVELS COMBINED - REVISED RESIDENTIAL & CAR PARKING
F	REVISED BUILDING A & B TOWER LEVEL UNITS
G	BUILDING A & B PODIUM LEVELS COMBINED - REVISED ELEVATION TREATMENT
H	BUILDING A BASEMENT LEVELS DELETED
I	REVISED PODIUM UNIT LAYOUTS FOR BUILDINGS A&B
J	BUILDING B BASEMENT REVISED
K	UNIT MAKE UP REVISED
L	ADAPTABLE UNIT PLANS REVISED

NOTES

HEAD HEIGHT OVER ACCESSIBLE CAR PARKING SPACES TO BE IN ACCORDANCE WITH AS 2890.6

PASSENGER LIFTS TO AS 1735.12 & BCA E3.6

ACCESSIBLE PATH OF TRAVEL PROVIDED TO ALL SOLE OCCUPANCY UNITS SERVED BY A LIFT

TACTILE INDICATORS TO ROAD CROSSINGS AS PER AS 1428.4

ENTRANCE TO ALL BUILDINGS ALONG ACCESSIBLE PATH OF TRAVEL ARE ACCESSIBLE TO AS 128.1

ALL DOORS SINGLE LEAF 920mm OR ACTIVE LEAF OF DOUBLE DOORS MIN 920mm

ACCESS TO WASTE ROOM NOT PROVIDED TO TENANTS

ALL FLOOR SURFACES TO BE SLIP RESISTANT, BROOM FINISHED CONCRETE EXTERNAL (OR SIMILAR), SLIP RESISTANT FLOOR FINISH INTERNALLY (TO BE SELECTED BY COMMERCIAL TENANT)

HANDRAIL TO AS 1428.1

EXTERNAL LIGHTING DESIGNED IN ACCORDANCE WITH AS 1168.3 - LIGHTING OF ROADS & PUBLIC SPACES & TO THE ACT CRIME PREVENTION & URBAN DESIGN RESOURCES MANUAL

TO BE READ IN CONJUNCTION WITH LANDSCAPE DRAWINGS

ALL ADAPTABLE UNITS TO COMPLY WITH AS 4299-1995 & THE ACCESS MOBILITY CODE

REFER TO ACOUSTIC REPORT

REFER TO WIND REPORT

TENANCY LAYOUT, RETAIL CONFIGURATION & ACCESS OFF STREET TENANCIES TO BE CONFIRMED WITH SUBSEQUENT INDIVIDUAL DEVELOPMENT APPLICATIONS

MINIMUM SIGHTLINES FOR PEDESTRIAN SAFETY WILL OCCUR IN ACCORDANCE WITH AS 2890.1

NOTES

PASSENGER LIFTS TO AS 1735.12 & BCA E3.6

ALL ADAPTABLE UNITS TO COMPLY WITH AS 4299-1995 & THE ACCESS MOBILITY CODE

ALL UNITS TO COMPLY WITH RELEVANT SECTIONS OF THE BCA & AUST STANDARDS

ALL TOWER UNITS HAVE DIRECT ACCESS TO WASTE CHUTE THAT FEED TO WASTE ROOM BELOW

ACCESSIBLE PATH OF TRAVEL PROVIDED TO SOLE OCCUPANCY UNITS SERVED BY A LIFT

TACTILE INDICATORS TO ROAD CROSSINGS AS PER AS 1428.4

ENTRANCE TO ALL BUILDINGS ALONG ACCESSIBLE PATH OF TRAVEL ARE ACCESSIBLE TO AS 128.1

ALL DOORS SINGLE LEAF 920mm OR ACTIVE LEAF OF DOUBLE DOORS MIN 920mm

ACCESS TO WASTE ROOM, ELECTRICAL ROOM OR GREASE TRAP ROOM NOT PROVIDED TO TENANTS

ALL FLOOR SURFACES TO BE SLIP RESISTANT, BROOM FINISHED CONCRETE EXTERNAL (OR SIMILAR), SLIP RESISTANT FLOOR FINISH INTERNALLY (TO BE SELECTED BY COMMERCIAL TENANT)

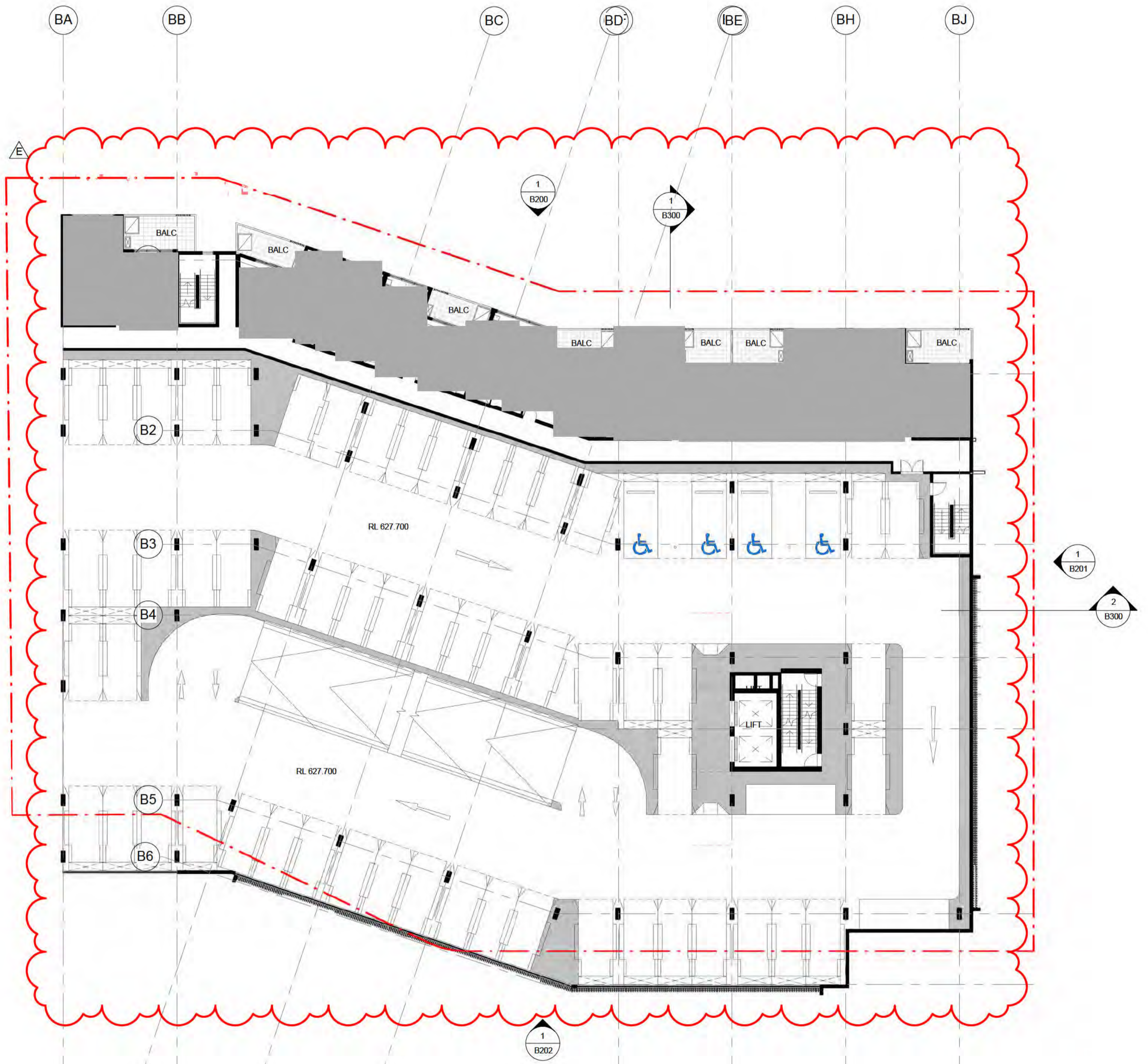
HANDRAIL TO AS 1428.1

LEGEND

A ACCESSIBLE APARTMENT

PS 1.8 NOM. HIGH PRIVACY SCREENING

- ADAPTABLE PARKING
- BICYCLE PARKING
- STORAGE AREA 2400mm x 600mm
- VISITOR PARKING
- CAR PARK MIRRORS
- DRYING AREA
- CONDENSOR UNITS
- SITE BOUNDARY TO BE USED FOR CONSTRUCTION



PARKING SCHEDULE - BUILDING B LEVEL 3

TYPE	COUNT
ACCESSIBLE	4
STANDARD	57
STANDARD (PARALLEL)	2
Total	63

DA AMENDMENTS	
A	BUILDING A & B PODIUM LEVELS COMBINED - REVISED LANDSCAPING
B	BUILDING A & B PODIUMS COMBINED - REVISED RESIDENTIAL, RETAIL, AMENITIES AND PARKING ON GROUND FLOOR
C	PARKING NUMBERS CHANGED, OVERALL AN ADDITIONAL 10 SPACES PROVIDED.
D	BUILDING A & B PODIUM LEVELS COMBINED & TOWER UNITS MODIFIED - REVISED GFA
E	BUILDING A & B PODIUM LEVELS COMBINED - REVISED RESIDENTIAL & CAR PARKING
F	REVISED BUILDING A & B TOWER LEVEL UNITS
G	BUILDING A & B PODIUM LEVELS COMBINED - REVISED ELEVATION TREATMENT
H	BUILDING A BASEMENT LEVELS DELETED
I	REVISED PODIUM UNIT LAYOUTS FOR BUILDINGS A&B
J	BUILDING B BASEMENT REVISED
K	UNIT MAKE UP REVISED
L	ADAPTABLE UNIT PLANS REVISED

NOTES

HEAD HEIGHT OVER ACCESSIBLE CAR PARKING SPACES TO BE IN ACCORDANCE WITH AS 2890.6

PASSENGER LIFTS TO AS 1735.12 & BCA E3.6

ACCESSIBLE PATH OF TRAVEL PROVIDED TO ALL SOLE OCCUPANCY UNITS SERVED BY A LIFT

TACTILE INDICATORS TO ROAD CROSSINGS AS PER AS 1428.4

ENTRANCE TO ALL BUILDINGS ALONG ACCESSIBLE PATH OF TRAVEL ARE ACCESSIBLE TO AS 128.1

ALL DOORS SINGLE LEAF 920mm OR ACTIVE LEAF OF DOUBLE DOORS MIN 920mm

ACCESS TO WASTE ROOM NOT PROVIDED TO TENANTS

ALL FLOOR SURFACES TO BE SLIP RESISTANT, BROOM FINISHED CONCRETE EXTERNAL (OR SIMILAR), SLIP RESISTANT FLOOR FINISH INTERNALLY (TO BE SELECTED BY COMMERCIAL TENANT)

HANDRAIL TO AS 1428.1

EXTERNAL LIGHTING DESIGNED IN ACCORDANCE WITH AS 1188.3 - LIGHTING OF ROADS & PUBLIC SPACES & TO THE ACT CRIME PREVENTION & URBAN DESIGN RESOURCES MANUAL

TO BE READ IN CONJUNCTION WITH LANDSCAPE DRAWINGS

ALL ADAPTABLE UNITS TO COMPLY WITH AS 4299-1996 & THE ACCESS MOBILITY CODE

REFER TO ACOUSTIC REPORT

REFER TO WIND REPORT

TENANCY LAYOUT, RETAIL CONFIGURATION & ACCESS OFF STREET TENANCIES TO BE CONFIRMED WITH SUBSEQUENT INDIVIDUAL DEVELOPMENT APPLICATIONS

MINIMUM SIGHTLINES FOR PEDESTRIAN SAFETY WILL OCCUR IN ACCORDANCE WITH AS 2890.1

NOTES

PASSENGER LIFTS TO AS 1735.12 & BCA E3.6

ALL ADAPTABLE UNITS TO COMPLY WITH AS 4299-1996 & THE ACCESS MOBILITY CODE

ALL UNITS TO COMPLY WITH RELEVANT SECTIONS OF THE BCA & AUSTRALIAN STANDARDS

ALL TOWER UNITS HAVE DIRECT ACCESS TO WASTE CHUTE THAT FEED TO WASTE ROOM BELOW

ACCESSIBLE PATH OF TRAVEL PROVIDED TO SOLE OCCUPANCY UNITS SERVED BY A LIFT

TACTILE INDICATORS TO ROAD CROSSINGS AS PER AS 1428.4

ENTRANCE TO ALL BUILDINGS ALONG ACCESSIBLE PATH OF TRAVEL ARE ACCESSIBLE TO AS 128.1

ALL DOORS SINGLE LEAF 920mm OR ACTIVE LEAF OF DOUBLE DOORS MIN 920mm

ACCESS TO WASTE ROOM, ELECTRICAL ROOM OR GREASE TRAP ROOM NOT PROVIDED TO TENANTS

ALL FLOOR SURFACES TO BE SLIP RESISTANT, BROOM FINISHED CONCRETE EXTERNAL (OR SIMILAR), SLIP RESISTANT FLOOR FINISH INTERNALLY (TO BE SELECTED BY COMMERCIAL TENANT)

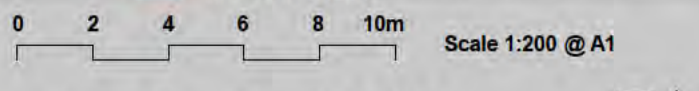
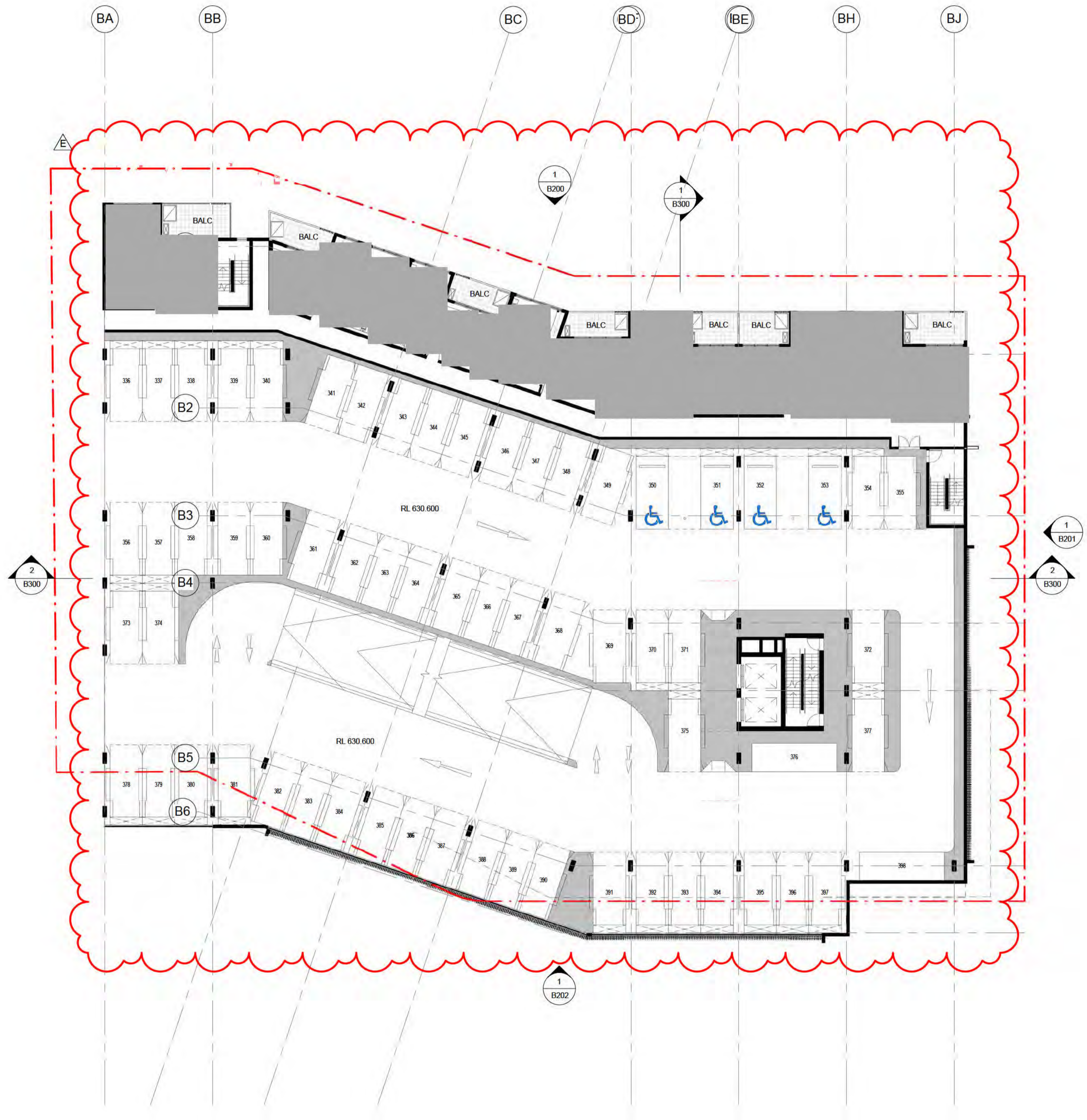
HANDRAIL TO AS 1428.1

LEGEND

A ACCESSIBLE APARTMENT

PS 1.8 NOM. HIGH PRIVACY SCREENING

- ADAPTABLE PARKING
 - BICYCLE PARKING
 - STORAGE AREA 2400mm x 600mm
 - VISITOR PARKING
 - CAR PARK MIRRORS
 - DRYING AREA
 - CONDENSOR UNITS
 - CITY PTV IN STUDY
- NOT TO BE USED FOR CONSTRUCTION

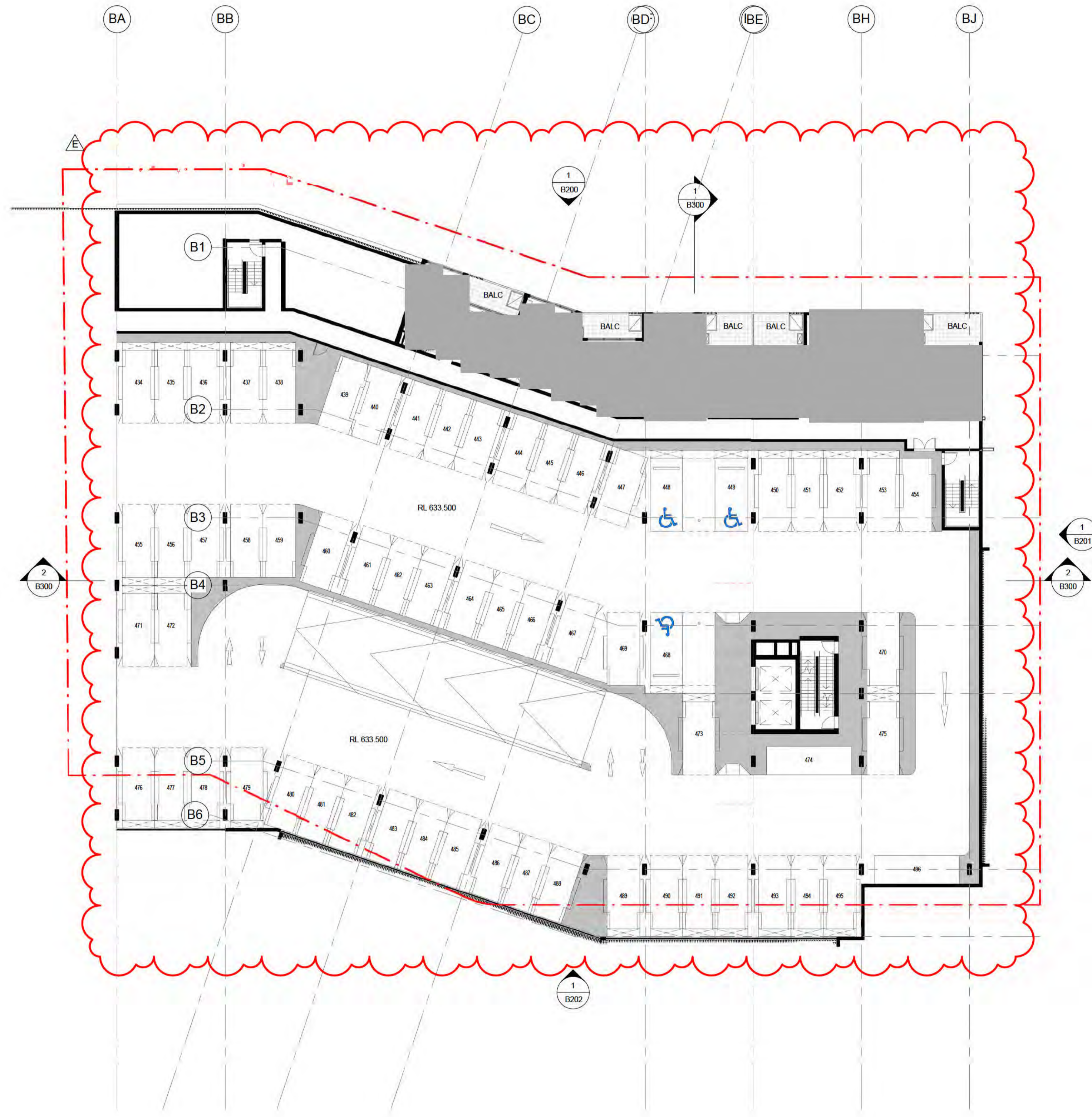


revision N date 09.02.16 project 4188

PARKING SCHEDULE - BUILDING B LEVEL 4

TYPE	COUNT
ACCESSIBLE	3
STANDARD	58
STANDARD (PARALLEL)	2
Total	63

DA AMENDMENTS	
A	BUILDING A & B PODIUM LEVELS COMBINED - REVISED LANDSCAPING
B	BUILDING A & B PODIUMS COMBINED - REVISED RESIDENTIAL, RETAIL, AMENITIES AND PARKING ON GROUND FLOOR
C	PARKING NUMBERS CHANGED. OVERALL AN ADDITIONAL 10 SPACES PROVIDED.
D	BUILDING A & B PODIUM LEVELS COMBINED & TOWER UNITS MODIFIED - REVISED OFA
E	BUILDING A & B PODIUM LEVELS COMBINED - REVISED RESIDENTIAL & CAR PARKING
F	REVISED BUILDING A & B TOWER LEVEL UNITS
G	BUILDING A & B PODIUM LEVELS COMBINED - REVISED ELEVATION TREATMENT
H	BUILDING A BASEMENT LEVELS DELETED
I	REVISED PODIUM UNIT LAYOUTS FOR BUILDINGS A&B
J	BUILDING B BASEMENT REVISED
K	UNIT MAKE UP REVISED
L	ADAPTABLE UNIT PLANS REVISED



NOTES

HEAD HEIGHT OVER ACCESSIBLE CAR PARKING SPACES TO BE IN ACCORDANCE WITH AS 2890.6

PASSENGER LIFTS TO AS 1735.12 & BCA E3.6

ACCESSIBLE PATH OF TRAVEL PROVIDED TO ALL SOLE OCCUPANCY UNITS SERVED BY A LIFT

TACTILE INDICATORS TO ROAD CROSSINGS AS PER AS 1428.4

ENTRANCE TO ALL BUILDINGS ALONG ACCESSIBLE PATH OF TRAVEL ARE ACCESSIBLE TO AS 128.1

ALL DOORS SINGLE LEAF 920mm OR ACTIVE LEAF OF DOUBLE DOORS MIN 920mm

ACCESS TO WASTE ROOM NOT PROVIDED TO TENANTS

ALL FLOOR SURFACES TO BE SLIP RESISTANT, BROOM FINISHED CONCRETE EXTERNAL (OR SIMILAR), SLIP RESISTANT FLOOR FINISH INTERNALLY (TO BE SELECTED BY COMMERCIAL TENANT)

HANDRAIL TO AS 1428.1

EXTERNAL LIGHTING DESIGNED IN ACCORDANCE WITH AS 1158.3 - LIGHTING OF ROADS & PUBLIC SPACES & TO THE ACT CRIME PREVENTION & URBAN DESIGN RESOURCES MANUAL

TO BE READ IN CONJUNCTION WITH LANDSCAPE DRAWINGS

ALL ADAPTABLE UNITS TO COMPLY WITH AS 4299-1996 & THE ACCESS MOBILITY CODE

REFER TO ACOUSTIC REPORT

REFER TO WIND REPORT

TENANCY LAYOUT, RETAIL CONFIGURATION & ACCESS OFF STREET TENANCIES TO BE CONFIRMED WITH SUBSEQUENT INDIVIDUAL DEVELOPMENT APPLICATIONS

MINIMUM SIGHTLINES FOR PEDESTRIAN SAFETY WILL OCCUR IN ACCORDANCE WITH AS 2890.1

NOTES

PASSENGER LIFTS TO AS1735.12 & BCA E3.6

ALL ADAPTABLE UNITS TO COMPLY WITH AS 4299-1996 & THE ACCESS MOBILITY CODE

ALL UNITS TO COMPLY WITH RELEVANT SECTIONS OF THE BCA & AJUST STANDARDS

ALL TOWER UNITS HAVE DIRECT ACCESS TO WASTE CHUTE THAT FEED TO WASTE ROOM BELOW

ACCESSIBLE PATH OF TRAVEL PROVIDED TO SOUL OCCUPANCY UNITS SERVED BY A LIFT

TACTILE INDICATORS TO ROAD CROSSINGS AS PER AS 1428.4

ENTRANCE TO ALL BUILDINGS ALONG ACCESSIBLE PATH OF TRAVEL ARE ACCESSIBLE TO AS 128.1

ALL DOORS SINGLE LEAF 920mm OR ACTIVE LEAF OF DOUBLE DOORS MIN 920mm

ACCESS TO WASTE ROOM, ELECTRICAL ROOM OR GREASE TRAP ROOM NOT PROVIDED TO TENANTS

ALL FLOOR SURFACES TO BE SLIP RESISTANT, BROOM FINISHED CONCRETE EXTERNAL (OR SIMILAR), SLIP RESISTANT FLOOR FINISH INTERNALLY (TO BE SELECTED BY COMMERCIAL TENANT)

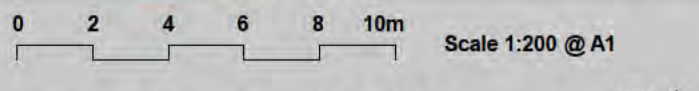
HANDRAIL TO AS 1428.1

LEGEND

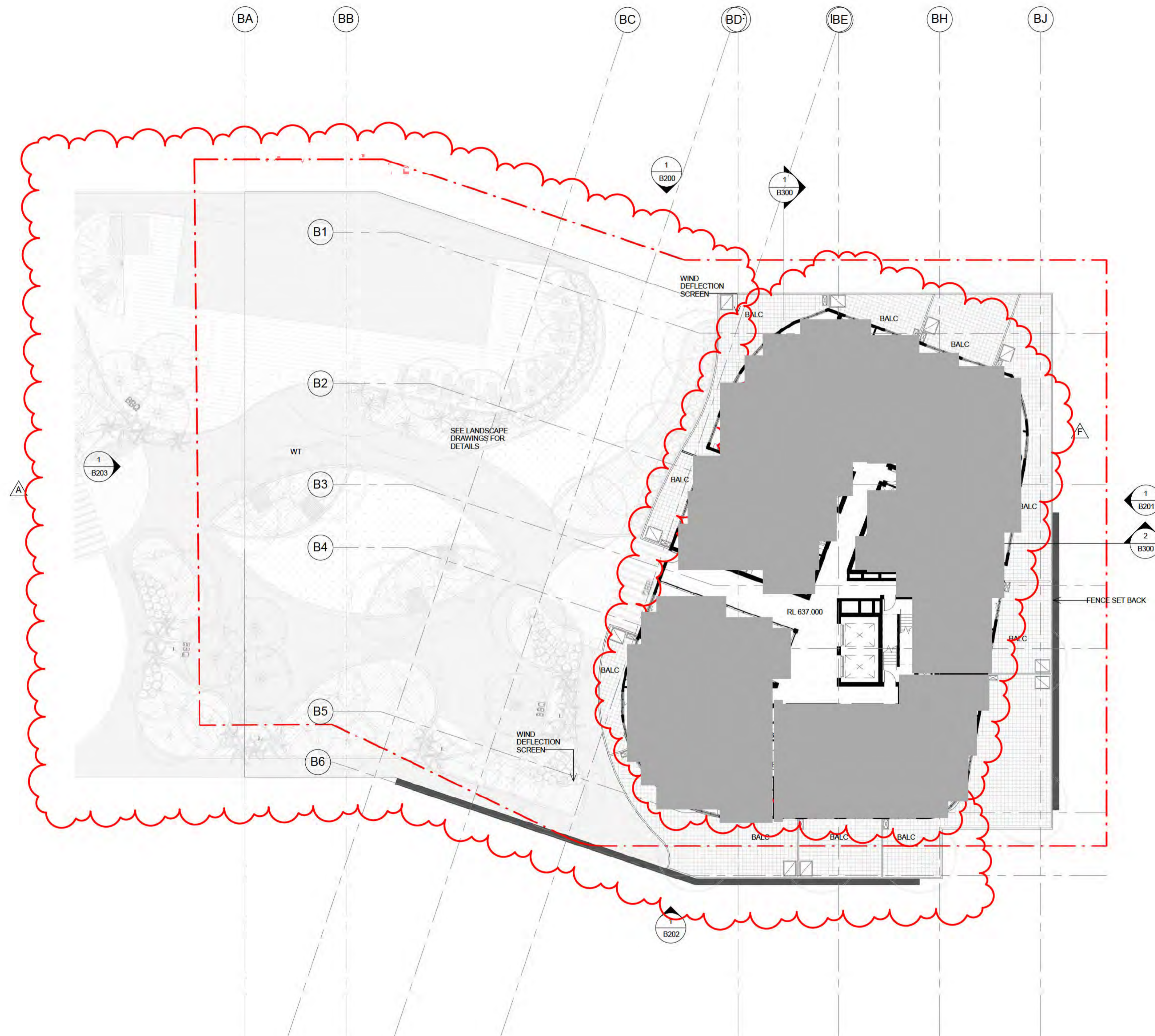
A ACCESSIBLE APARTMENT

PS 1.8 NOM. HIGH PRIVACY SCREENING

- ADAPTABLE PARKING
- BICYCLE PARKING
- STORAGE AREA 2400mm x 600mm
- VISITOR PARKING
- CAR PARK MIRRORS
- DRYING AREA
- CONDENSOR UNITS
- SITE BOUNDARY TO BE USED FOR CONSTRUCTION



revision N date 09.02.16 project 4188



DA AMENDMENTS	
A	BUILDING A & B PODIUM LEVELS COMBINED - REVISED LANDSCAPING
B	BUILDING A & B PODIUMS COMBINED - REVISED RESIDENTIAL, RETAIL, AMENITIES AND PARKING ON GROUND FLOOR
C	PARKING NUMBERS CHANGED - OVERALL AN ADDITIONAL 10 SPACES PROVIDED
D	BUILDING A & B PODIUM LEVELS COMBINED & TOWER UNITS MODIFIED - REVISED GFA
E	BUILDING A & B PODIUM LEVELS COMBINED - REVISED RESIDENTIAL & CAR PARKING
F	REVISED BUILDING A & B TOWER LEVEL UNITS
G	BUILDING A & B PODIUM LEVELS COMBINED - REVISED ELEVATION TREATMENT
H	BUILDING A BASEMENT LEVELS DELETED
I	REVISED PODIUM UNIT LAYOUTS FOR BUILDINGS A&B
J	BUILDING B BASEMENT REVISED
K	UNIT MAKE UP REVISED
L	ADAPTABLE UNIT PLANS REVISED


NOTES

- PASSENGER LIFTS TO AS1735.12 & BCA E3.6
- ALL ADAPTABLE UNITS TO COMPLY WITH AS 4299-1996 & THE ACCESS MOBILITY CODE
- ALL UNITS TO COMPLY WITH RELEVANT SECTIONS OF THE BCA & AUSTRALIAN STANDARDS
- ALL TOWER UNITS HAVE DIRECT ACCESS TO WASTE CHUTE THAT FEED TO WASTE ROOM BELOW
- ACCESSIBLE PATH OF TRAVEL PROVIDED TO SOUL OCCUPANCY UNITS SERVED BY A LIFT
- TACTILE INDICATORS TO ROAD CROSSINGS AS PER AS 1428.4
- ENTRANCE TO ALL BUILDINGS ALONG ACCESSIBLE PATH OF TRAVEL ARE ACCESSIBLE TO AS 128.1
- ALL DOORS SINGLE LEAF 920mm OR ACTIVE LEAF OF DOUBLE DOORS MIN 920mm
- ACCESS TO WASTE ROOM, ELECTRICAL ROOM OR GREASE TRAP ROOM NOT PROVIDED TO TENANTS
- ALL FLOOR SURFACES TO BE SLIP RESISTANT, BROOM FINISHED CONCRETE EXTERNAL (OR SIMILAR), SLIP RESISTANT FLOOR FINISH INTERNALLY (TO BE SELECTED BY COMMERCIAL TENANT)
- HANDRAIL TO AS 1428.1

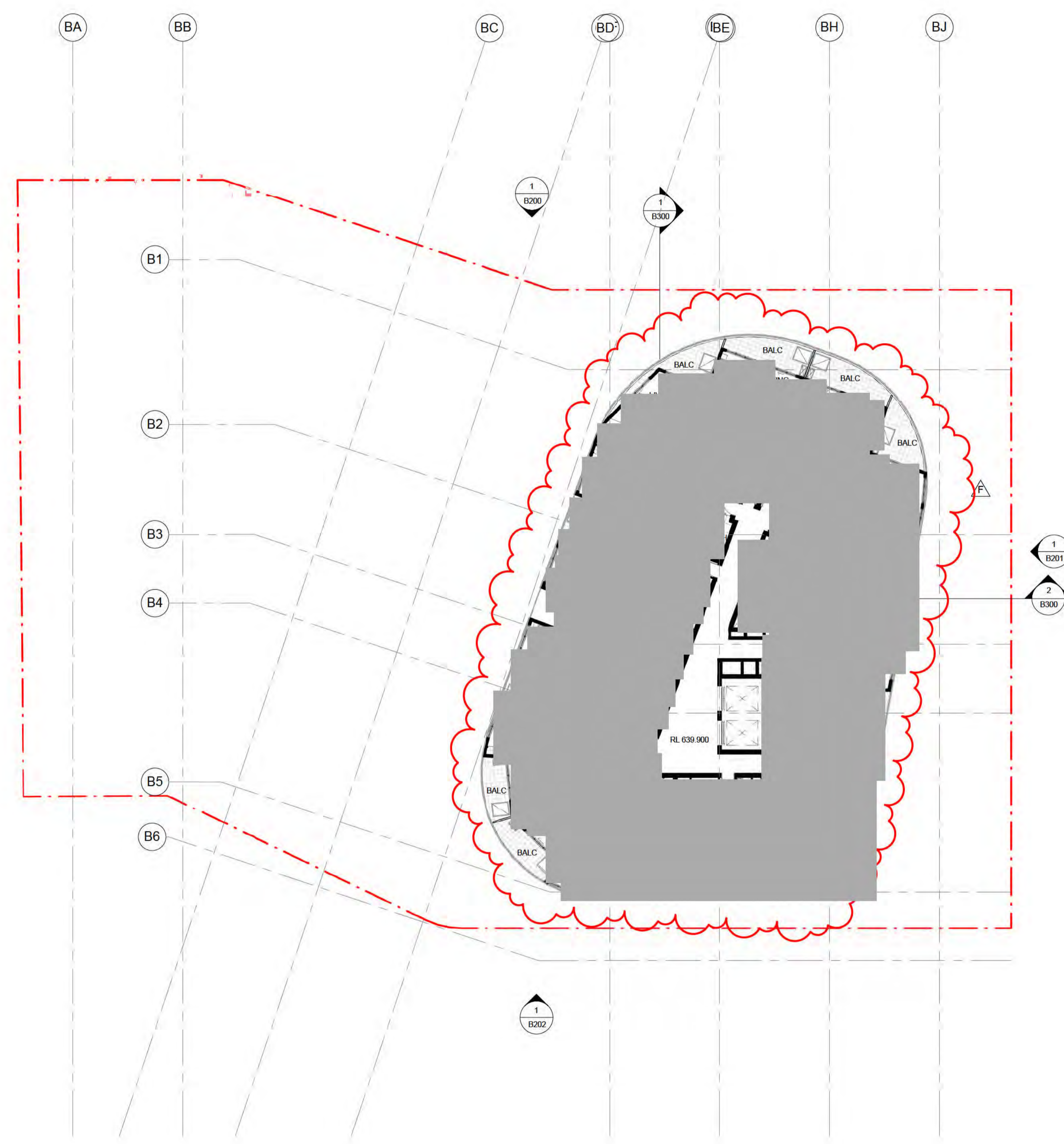
LEGEND

- A ACCESSIBLE APARTMENT
- PS 1.8 NOM. HIGH PRIVACY SCREENING
- ADAPTABLE PARKING
- BICYCLE PARKING
- STORAGE AREA 2400mm x 600mm
- V VISITOR PARKING
- CAR PARK MIRRORS
- DRYING AREA
- CONDENSOR UNITS
- SITE BOUNDARY

NOT TO BE USED FOR CONSTRUCTION



revision P date 09.02.16 project 4188



DA AMENDMENTS	
A	BUILDING A & B PODIUM LEVELS COMBINED - REVISED LANDSCAPING
B	BUILDING A & B PODIUMS COMBINED - REVISED RESIDENTIAL, RETAIL, AMENITIES AND PARKING ON GROUND FLOOR
C	PARKING NUMBERS CHANGED - OVERALL AN ADDITIONAL 10 SPACES PROVIDED
D	BUILDING A & B PODIUM LEVELS COMBINED & TOWER UNITS MODIFIED - REVISED GFA
E	BUILDING A & B PODIUM LEVELS COMBINED - REVISED RESIDENTIAL & CAR PARKING
F	REVISED BUILDING A & B TOWER LEVEL UNITS
G	BUILDING A & B PODIUM LEVELS COMBINED - REVISED ELEVATION TREATMENT
H	BUILDING A BASEMENT LEVELS DELETED
I	REVISED PODIUM UNIT LAYOUTS FOR BUILDINGS A&B
J	BUILDING B BASEMENT REVISED
K	UNIT MAKE UP REVISED
L	ADAPTABLE UNIT PLANS REVISED

NOTES

PASSENGER LIFTS TO AS1735.12 & BCA E3.6

ALL ADAPTABLE UNITS TO COMPLY WITH AS 4299-1995 & THE ACCESS MOBILITY CODE

ALL UNITS TO COMPLY WITH RELEVANT SECTIONS OF THE BCA & AUSTRALIAN STANDARDS

ALL TOWER UNITS HAVE DIRECT ACCESS TO WASTE CHUTE THAT FEED TO WASTE ROOM BELOW

ACCESSIBLE PATH OF TRAVEL PROVIDED TO SOUL OCCUPANCY UNITS SERVED BY A LIFT

TACTILE INDICATORS TO ROAD CROSSINGS AS PER AS 1428.4

ENTRANCE TO ALL BUILDINGS ALONG ACCESSIBLE PATH OF TRAVEL ARE ACCESSIBLE TO AS 128.1

ALL DOORS SINGLE LEAF 920mm OR ACTIVE LEAF OF DOUBLE DOORS MIN 920mm

ACCESS TO WASTE ROOM, ELECTRICAL ROOM OR GREASE TRAP ROOM NOT PROVIDED TO TENANTS

ALL FLOOR SURFACES TO BE SLIP RESISTANT, BROOM FINISHED CONCRETE EXTERNAL (OR SIMILAR), SLIP RESISTANT FLOOR FINISH INTERNALLY (TO BE SELECTED BY COMMERCIAL TENANT)

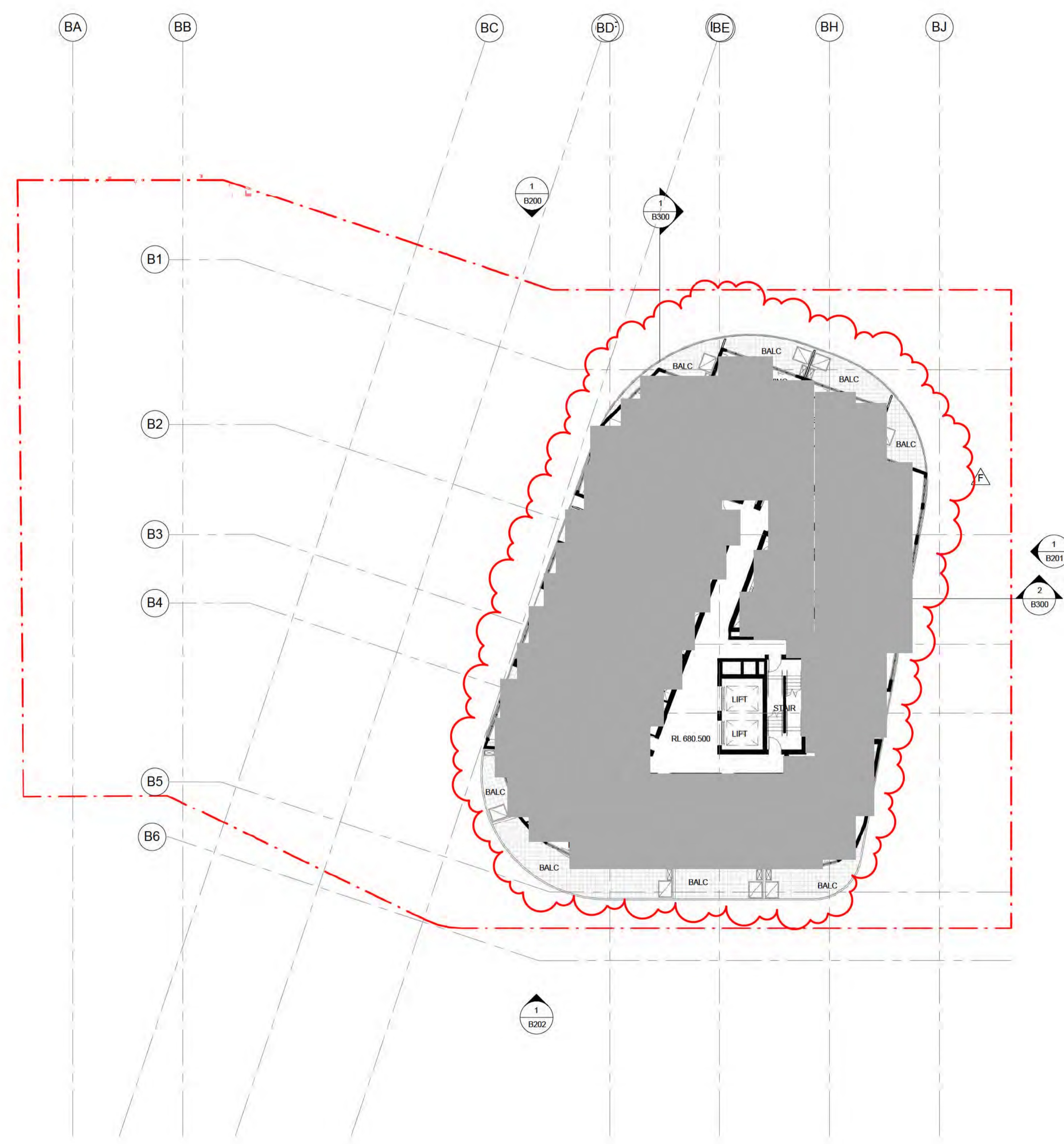
HANDRAIL TO AS 1428.1

- LEGEND**
- A ACCESSIBLE APARTMENT
 - PS 1.8 NOM HIGH PRIVACY SCREENING
 - ADAPTABLE PARKING
 - BICYCLE PARKING
 - STORAGE AREA 2400mm x 600mm
 - V VISITOR PARKING
 - CAR PARK MIRRORS
 - DRYING AREA
 - CONDENSOR UNITS
 - SITE BOUNDARY

NOT TO BE USED FOR CONSTRUCTION

0 2 4 6 8 10m Scale 1:200 @ A1

revision P date 09.02.16 project 4188



DA AMENDMENTS	
A	BUILDING A & B PODIUM LEVELS COMBINED - REVISED LANDSCAPING
B	BUILDING A & B PODIUMS COMBINED - REVISED RESIDENTIAL, RETAIL, AMENITIES AND PARKING ON GROUND FLOOR
C	PARKING NUMBERS CHANGED - OVERALL AN ADDITIONAL 10 SPACES PROVIDED
D	BUILDING A & B PODIUM LEVELS COMBINED & TOWER UNITS MODIFIED - REVISED GFA
E	BUILDING A & B PODIUM LEVELS COMBINED - REVISED RESIDENTIAL & CAR PARKING
F	REVISED BUILDING A & B TOWER LEVEL UNITS
G	BUILDING A & B PODIUM LEVELS COMBINED - REVISED ELEVATION TREATMENT
H	BUILDING A BASEMENT LEVELS DELETED
I	REVISED PODIUM UNIT LAYOUTS FOR BUILDINGS A&B
J	BUILDING B BASEMENT REVISED
K	UNIT MAKE UP REVISED
L	ADAPTABLE UNIT PLANS REVISED

NOTES

PASSENGER LIFTS TO AS1735.12 & BCA E3.6

ALL ADAPTABLE UNITS TO COMPLY WITH AS 4299-1995 & THE ACCESS MOBILITY CODE

ALL UNITS TO COMPLY WITH RELEVANT SECTIONS OF THE BCA & AUSTRALIAN STANDARDS

ALL TOWER UNITS HAVE DIRECT ACCESS TO WASTE CHUTE THAT FEED TO WASTE ROOM BELOW

ACCESSIBLE PATH OF TRAVEL PROVIDED TO SOUL OCCUPANCY UNITS SERVED BY A LIFT

TACTILE INDICATORS TO ROAD CROSSINGS AS PER AS 1428.4

ENTRANCE TO ALL BUILDINGS ALONG ACCESSIBLE PATH OF TRAVEL ARE ACCESSIBLE TO AS 128.1

ALL DOORS SINGLE LEAF 920mm OR ACTIVE LEAF OF DOUBLE DOORS MIN 920mm

ACCESS TO WASTE ROOM, ELECTRICAL ROOM OR GREASE TRAP ROOM NOT PROVIDED TO TENANTS

ALL FLOOR SURFACES TO BE SLIP RESISTANT, BROOM FINISHED CONCRETE EXTERNAL (OR SIMILAR), SLIP RESISTANT FLOOR FINISH INTERNALLY (TO BE SELECTED BY COMMERCIAL TENANT)

HANDRAIL TO AS 1428.1

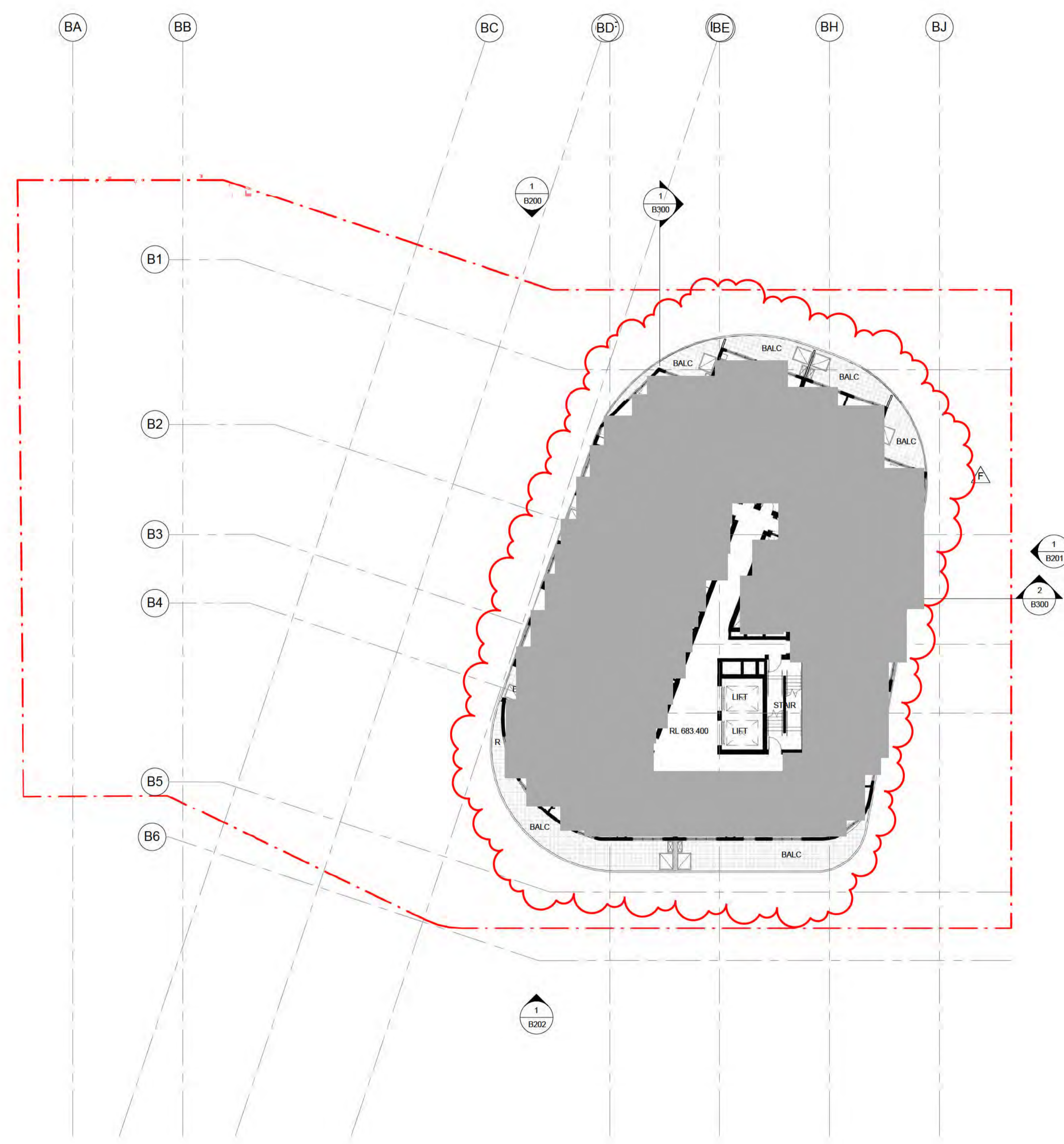
LEGEND

A	ACCESSIBLE APARTMENT
PS	1.8 NOM. HIGH PRIVACY SCREENING
[Symbol]	ADAPTABLE PARKING
[Symbol]	BICYCLE PARKING
[Symbol]	STORAGE AREA 2400mm x 600mm
V	VISITOR PARKING
[Symbol]	CAR PARK MIRRORS
[Symbol]	DRYING AREA
[Symbol]	CONDENSOR UNITS
[Symbol]	SITE BOUNDARY

NOT TO BE USED FOR CONSTRUCTION

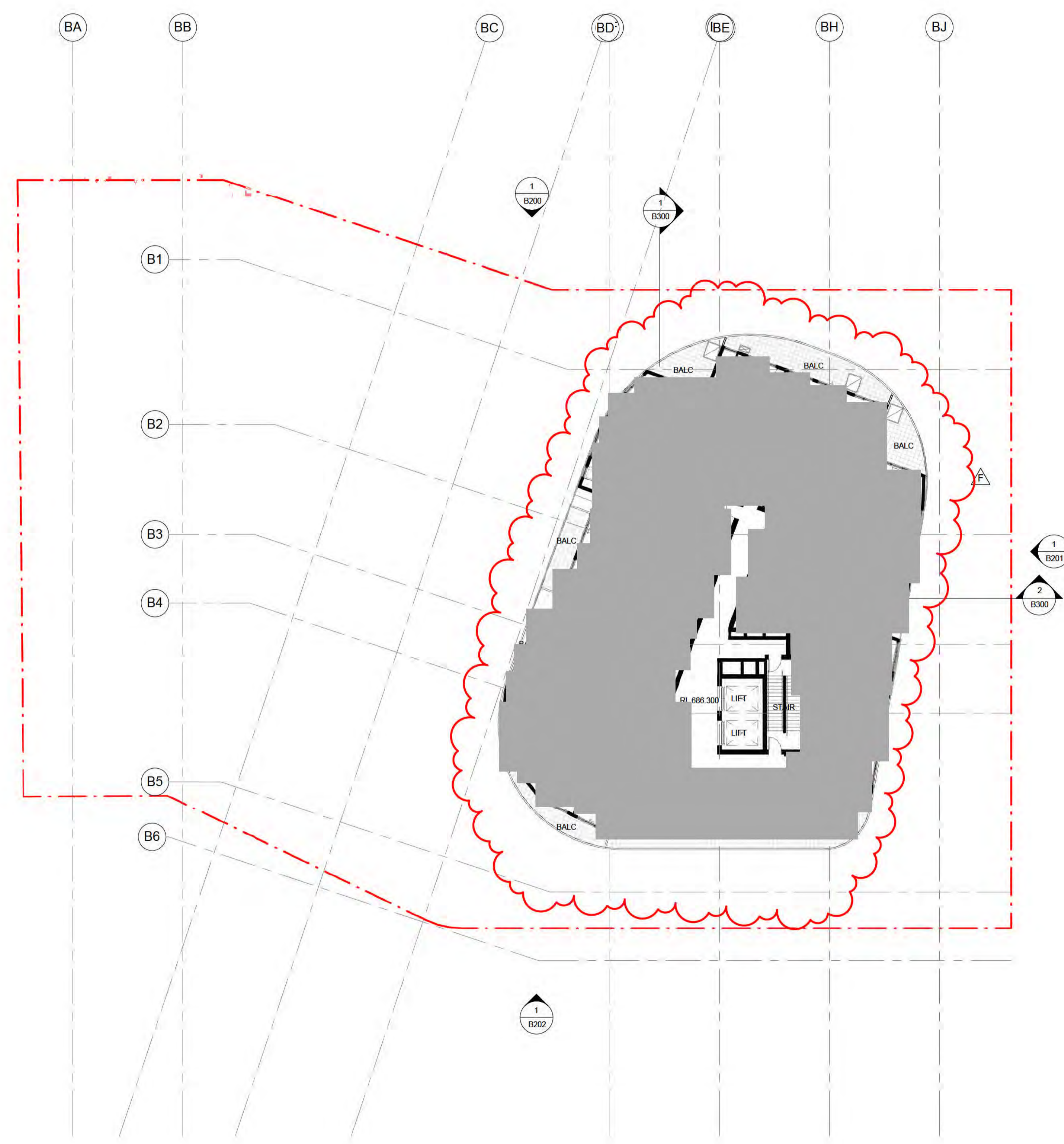
0 2 4 6 8 10m Scale 1:200 @ A1

revision F date 09.02.16 project 4188



DA AMENDMENTS	
A	BUILDING A & B PODIUM LEVELS COMBINED - REVISED LANDSCAPING
B	BUILDING A & B PODIUMS COMBINED - REVISED RESIDENTIAL, RETAIL, AMENITIES AND PARKING ON GROUND FLOOR
C	PARKING NUMBERS CHANGED - OVERALL AN ADDITIONAL 10 SPACES PROVIDED
D	BUILDING A & B PODIUM LEVELS COMBINED & TOWER UNITS MOVED - REVISED GFA
E	BUILDING A & B PODIUM LEVELS COMBINED - REVISED RESIDENTIAL & CAR PARKING
F	REVISED BUILDING A & B TOWER LEVEL UNITS
G	BUILDING A & B PODIUM LEVELS COMBINED - REVISED ELEVATION TREATMENT
H	BUILDING A BASEMENT LEVELS DELETED
I	REVISED PODIUM UNIT LAYOUTS FOR BUILDINGS A&B
J	BUILDING B BASEMENT REVISED
K	UNIT MAKE UP REVISED
L	ADAPTABLE UNIT PLANS REVISED

- NOTES**
- PASSENGER LIFTS TO AS1735.12 & BCA E3.6
 - ALL ADAPTABLE UNITS TO COMPLY WITH AS 4299-1996 & THE ACCESS MOBILITY CODE
 - ALL UNITS TO COMPLY WITH RELEVANT SECTIONS OF THE BCA & AUSTRALIAN STANDARDS
 - ALL TOWER UNITS HAVE DIRECT ACCESS TO WASTE CHUTE THAT FEED TO WASTE ROOM BELOW
 - ACCESSIBLE PATH OF TRAVEL PROVIDED TO SOUL OCCUPANCY UNITS SERVED BY A LIFT
 - TACTILE INDICATORS TO ROAD CROSSINGS AS PER AS 1428.4
 - ENTRANCE TO ALL BUILDINGS ALONG ACCESSIBLE PATH OF TRAVEL ARE ACCESSIBLE TO AS 128.1
 - ALL DOORS SINGLE LEAF 920mm OR ACTIVE LEAF OF DOUBLE DOORS MIN 920mm
 - ACCESS TO WASTE ROOM, ELECTRICAL ROOM OR GREASE TRAP ROOM NOT PROVIDED TO TENANTS
 - ALL FLOOR SURFACES TO BE SLIP RESISTANT, BROOM FINISHED CONCRETE EXTERNAL (OR SIMILAR), SLIP RESISTANT FLOOR FINISH INTERNALLY (TO BE SELECTED BY COMMERCIAL TENANT)
 - HANDRAIL TO AS 1428.1
- LEGEND**
- A ACCESSIBLE APARTMENT
 - PS 1.8 NOM. HIGH PRIVACY SCREENING
 - ADAPTABLE PARKING
 - BICYCLE PARKING
 - STORAGE AREA 2400mm x 600mm
 - V VISITOR PARKING
 - CAR PARK MIRRORS
 - DRYING AREA
 - CONDENSOR UNITS
 - SITE BOUNDARY



DA AMENDMENTS	
A	BUILDING A & B PODIUM LEVELS COMBINED - REVISED LANDSCAPING
B	BUILDING A & B PODIUMS COMBINED - REVISED RESIDENTIAL, RETAIL, AMENITIES AND PARKING ON GROUND FLOOR
C	PARKING NUMBERS CHANGED - OVERALL AN ADDITIONAL 10 SPACES PROVIDED
D	BUILDING A & B PODIUM LEVELS COMBINED & TOWER UNITS MODIFIED - REVISED GFA
E	BUILDING A & B PODIUM LEVELS COMBINED - REVISED RESIDENTIAL & CAR PARKING
F	REVISED BUILDING A & B TOWER LEVEL UNITS
G	BUILDING A & B PODIUM LEVELS COMBINED - REVISED ELEVATION TREATMENT
H	BUILDING A BASEMENT LEVELS DELETED
I	REVISED PODIUM UNIT LAYOUTS FOR BUILDINGS A&B
J	BUILDING B BASEMENT REVISED
K	UNIT MAKE UP REVISED
L	ADAPTABLE UNIT PLANS REVISED

- NOTES**
- PASSENGER LIFTS TO AS1735.12 & BCA E3.6
 - ALL ADAPTABLE UNITS TO COMPLY WITH AS 4299-1995 & THE ACCESS MOBILITY CODE
 - ALL UNITS TO COMPLY WITH RELEVANT SECTIONS OF THE BCA & AUSTRALIAN STANDARDS
 - ALL TOWER UNITS HAVE DIRECT ACCESS TO WASTE CHUTE THAT FEED TO WASTE ROOM BELOW
 - ACCESSIBLE PATH OF TRAVEL PROVIDED TO SOUL OCCUPANCY UNITS SERVED BY A LIFT
 - TACTILE INDICATORS TO ROAD CROSSINGS AS PER AS 1428.4
 - ENTRANCE TO ALL BUILDINGS ALONG ACCESSIBLE PATH OF TRAVEL ARE ACCESSIBLE TO AS 128.1
 - ALL DOORS SINGLE LEAF: 920mm OR ACTIVE LEAF OF DOUBLE DOORS MIN 920mm
 - ACCESS TO WASTE ROOM, ELECTRICAL ROOM OR GREASE TRAP ROOM NOT PROVIDED TO TENANTS
 - ALL FLOOR SURFACES TO BE SLIP RESISTANT, BROOM FINISHED CONCRETE EXTERNAL (OR SIMILAR), SLIP RESISTANT FLOOR FINISH INTERNALLY (TO BE SELECTED BY COMMERCIAL TENANT)
 - HANDRAIL TO AS 1428.1
- LEGEND**
- A ACCESSIBLE APARTMENT
 - PS 1.8 NOM. HIGH PRIVACY SCREENING
 - ADAPTABLE PARKING
 - BICYCLE PARKING
 - STORAGE AREA 2400mm x 600mm
 - V VISITOR PARKING
 - CAR PARK MIRRORS
 - DRYING AREA
 - CONDENSOR UNITS
 - SITE BOUNDARY

PARKING SCHEDULE - BUILDING B OVERALL	
TYPE	COUNT
ACCESSIBLE	25
STANDARD	290
STANDARD (PARALLEL)	12
Total	327

PARKING SCHEDULE - BUILDING B LEVEL 1	
TYPE	COUNT
ACCESSIBLE	4
STANDARD	41
STANDARD (PARALLEL)	6
Total	51

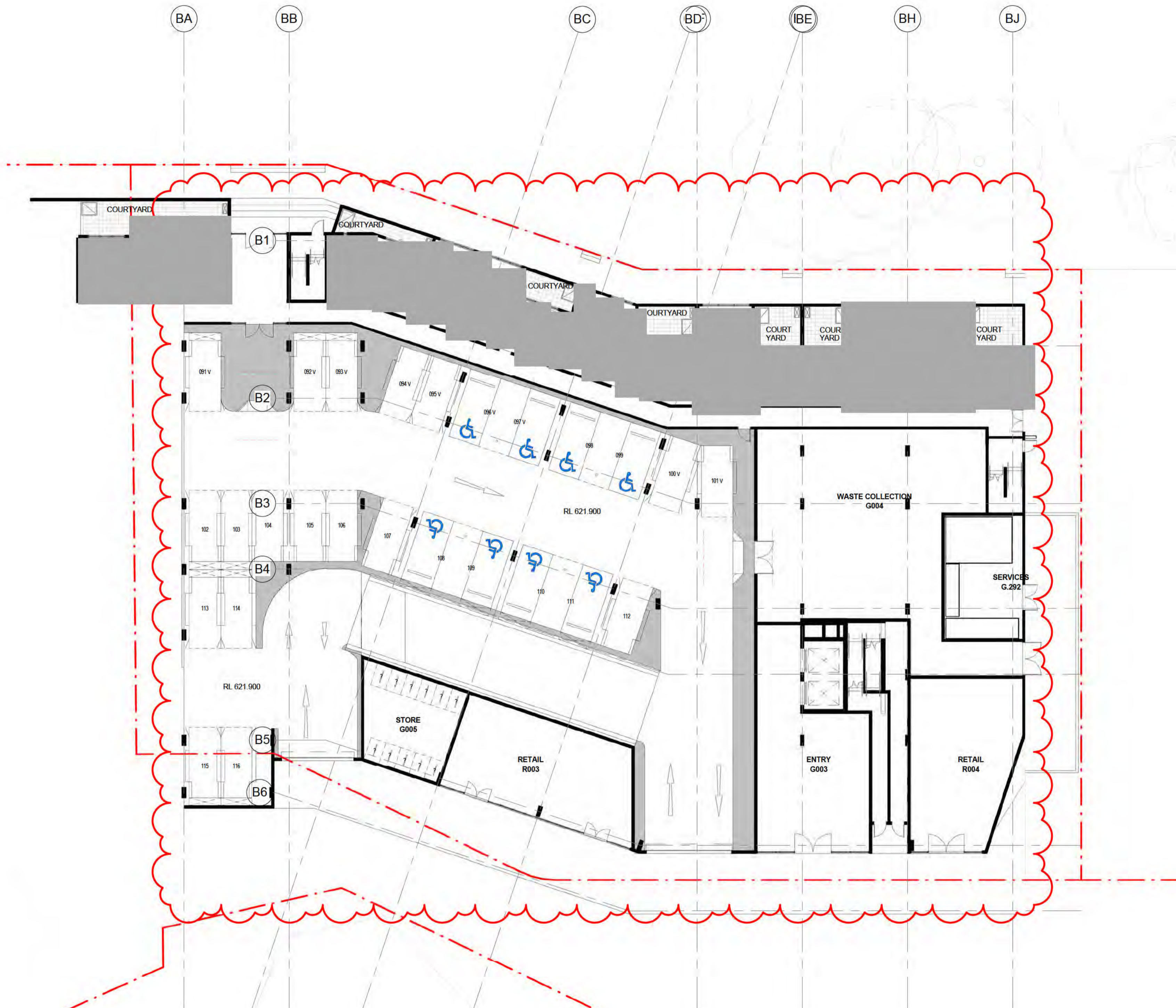
GFA SCHEDULE - BUILDING B - OVERALL	
LEVEL	AREA
GROUND LEVEL	2553 m ²
LEVEL 1	2512 m ²
LEVEL 2	2624 m ²
LEVEL 3	2624 m ²
LEVEL 4	2515 m ²
LEVEL 5	931 m ²
LEVEL 6	844 m ²
LEVEL 7	844 m ²
LEVEL 8	844 m ²
LEVEL 9	844 m ²
LEVEL 10	844 m ²
LEVEL 11	844 m ²
LEVEL 12	844 m ²
LEVEL 13	844 m ²
LEVEL 14	844 m ²
LEVEL 15	844 m ²
LEVEL 16	844 m ²
LEVEL 17	844 m ²
LEVEL 18	844 m ²
LEVEL 19	844 m ²
LEVEL 20	807 m ²
LEVEL 21	753 m ²
LEVEL 22	745 m ²
TOTAL	27887 m²

STORAGE SCHEDULE - BUILDING B	
DESCRIPTION	COUNT
PARKING STORAGE UNIT	144

ADAPTABLE UNITS - BUILDING B		
Unit Type	Level	Room Number
1 BED (J)	LEVEL 6	B042
1 BED (J)	LEVEL 7	B053
1 BED (J)	LEVEL 8	B064
1 BED (J)	LEVEL 9	B075
1 BED (J)	LEVEL 10	B086
1 BED (J)	LEVEL 11	B097
1 BED (J)	LEVEL 12	B108
1 BED (J)	LEVEL 13	B119
1 BED (J)	LEVEL 14	B130
1 BED (J)	LEVEL 15	B141
1 BED (J)	LEVEL 16	B152
1 BED (J)	LEVEL 17	B163
1 BED (J)	LEVEL 18	B174
1 BED (J)	LEVEL 19	B185
1 BED (N)	LEVEL 20	B196
1 BED+ (C)	LEVEL 5	B032
Total Adaptable Units: 16		

DA AMENDMENTS	
A	BUILDING A & B PODIUM LEVELS COMBINED - REVISED LANDSCAPING
B	BUILDING A & B PODIUMS COMBINED - REVISED RESIDENTIAL, RETAIL, AMENITIES AND PARKING ON GROUND FLOOR
C	PARKING NUMBERS CHANGED - OVERALL AN ADDITIONAL 10 SPACES PROVIDED
D	BUILDING A & B PODIUM LEVELS COMBINED & TOWER UNITS MODIFIED - REVISED GFA
E	BUILDING A & B PODIUM LEVELS COMBINED - REVISED RESIDENTIAL & CAR PARKING
F	REVISED BUILDING A & B TOWER LEVEL UNITS
G	BUILDING A & B PODIUM LEVELS COMBINED - REVISED ELEVATION TREATMENT
H	BUILDING A BASEMENT LEVELS DELETED
I	REVISED PODIUM UNIT LAYOUTS FOR BUILDINGS A&B
J	BUILDING B BASEMENT REVISED
K	UNIT MAKE UP REVISED
L	ADAPTABLE UNIT PLANS REVISED

- NOTES**
- PASSENGER LIFTS TO AS 1735.12 & BCA E3.6
 - ALL ADAPTABLE UNITS TO COMPLY WITH AS 4299-1995 & THE ACCESS MOBILITY CODE
 - ALL UNITS TO COMPLY WITH RELEVANT SECTIONS OF THE BCA & AUSTRALIAN STANDARDS
 - ALL TOWER UNITS HAVE DIRECT ACCESS TO WASTE CHUTE THAT FEED TO WASTE ROOM BELOW
 - ACCESSIBLE PATH OF TRAVEL PROVIDED TO SOUL OCCUPANCY UNITS SERVED BY A LIFT
 - TACTILE INDICATORS TO ROAD CROSSINGS AS PER AS 1428.4
 - ENTRANCE TO ALL BUILDINGS ALONG ACCESSIBLE PATH OF TRAVEL ARE ACCESSIBLE TO AS 128.1
 - ALL DOORS SINGLE LEAF 920mm OR ACTIVE LEAF OF DOUBLE DOORS MIN 920mm
 - ACCESS TO WASTE ROOM, ELECTRICAL ROOM OR GREASE TRAP ROOM NOT PROVIDED TO TENANTS
 - ALL FLOOR SURFACES TO BE SLIP RESISTANT, BROOM FINISHED CONCRETE EXTERNAL (OR SIMILAR), SLIP RESISTANT FLOOR FINISH INTERNALLY (TO BE SELECTED BY COMMERCIAL TENANT)
 - HANDRAIL TO AS 1428.1
- LEGEND**
- A ACCESSIBLE APARTMENT
 - PS 1.8 NOM. HIGH PRIVACY SCREENING
- NOTES**
- HEAD HEIGHT OVER ACCESSIBLE CAR PARKING SPACES TO BE IN ACCORDANCE WITH AS 2890.6
 - PASSENGER LIFTS TO AS 1735.12 & BCA E3.6
 - ACCESSIBLE PATH OF TRAVEL PROVIDED TO ALL SOLE OCCUPANCY UNITS SERVED BY A LIFT
 - TACTILE INDICATORS TO ROAD CROSSINGS AS PER AS 1428.4
 - ENTRANCE TO ALL BUILDINGS ALONG ACCESSIBLE PATH OF TRAVEL ARE ACCESSIBLE TO AS 128.1
 - ALL DOORS SINGLE LEAF 920mm OR ACTIVE LEAF OF DOUBLE DOORS MIN 920mm
 - ACCESS TO WASTE ROOM NOT PROVIDED TO TENANTS
 - ALL FLOOR SURFACES TO BE SLIP RESISTANT, BROOM FINISHED CONCRETE EXTERNAL (OR SIMILAR), SLIP RESISTANT FLOOR FINISH INTERNALLY (TO BE SELECTED BY COMMERCIAL TENANT)
 - HANDRAIL TO AS 1428.1
 - EXTERNAL LIGHTING DESIGNED IN ACCORDANCE WITH AS 1168.3 - LIGHTING OF ROADS & PUBLIC SPACES & TO THE ACT CRIME PREVENTION & URBAN DESIGN RESOURCES MANUAL
 - TO BE READ IN CONJUNCTION WITH LANDSCAPE DRAWINGS
 - ALL ADAPTABLE UNITS TO COMPLY WITH AS 4299-1995 & THE ACCESS MOBILITY CODE
 - REFER TO ACOUSTIC REPORT
 - REFER TO WIND REPORT
 - TENANCY LAYOUT, RETAIL CONFIGURATION & ACCESS OFF STREET TENANCIES TO BE CONFIRMED WITH SUBSEQUENT INDIVIDUAL DEVELOPMENT APPLICATIONS
 - MINIMUM SIGHT LINES FOR PEDESTRIAN SAFE PLY TO BE IN ACCORDANCE WITH AS 2890.1
 - ☐ BICYCLE PARKING
 - ≡ STORAGE AREA 2400mm x 600mm
 - VISITOR PARKING
 - ◡ CAR PARK MIRRORS
 - ☐ DRYING AREA
 - ⊗ CONDENSOR UNITS
 - SITE BOUNDARY



ADDITIONAL INFORMATION	DATE
1. BUILDING HEIGHT REDUCED BY 5 LEVELS	11.09.15
2. SCHEDULES UPDATED TO SHOW NEW FLOORPLANS SETBACKS LAYOUT ON TOWERS A & B	15.09.15
3. TOWER C CAP AMENDED	22.09.15
4. BUILDING A & B PODIUMS COMBINED	14.10.15
5. UNIT TYPES & LANDSCAPING REFINED	18.11.15
6. PODIUM SETBACK FROM NORTH BOUNDARY INCREASED. UNIT TYPES & LANDSCAPING REFINED	05.02.16

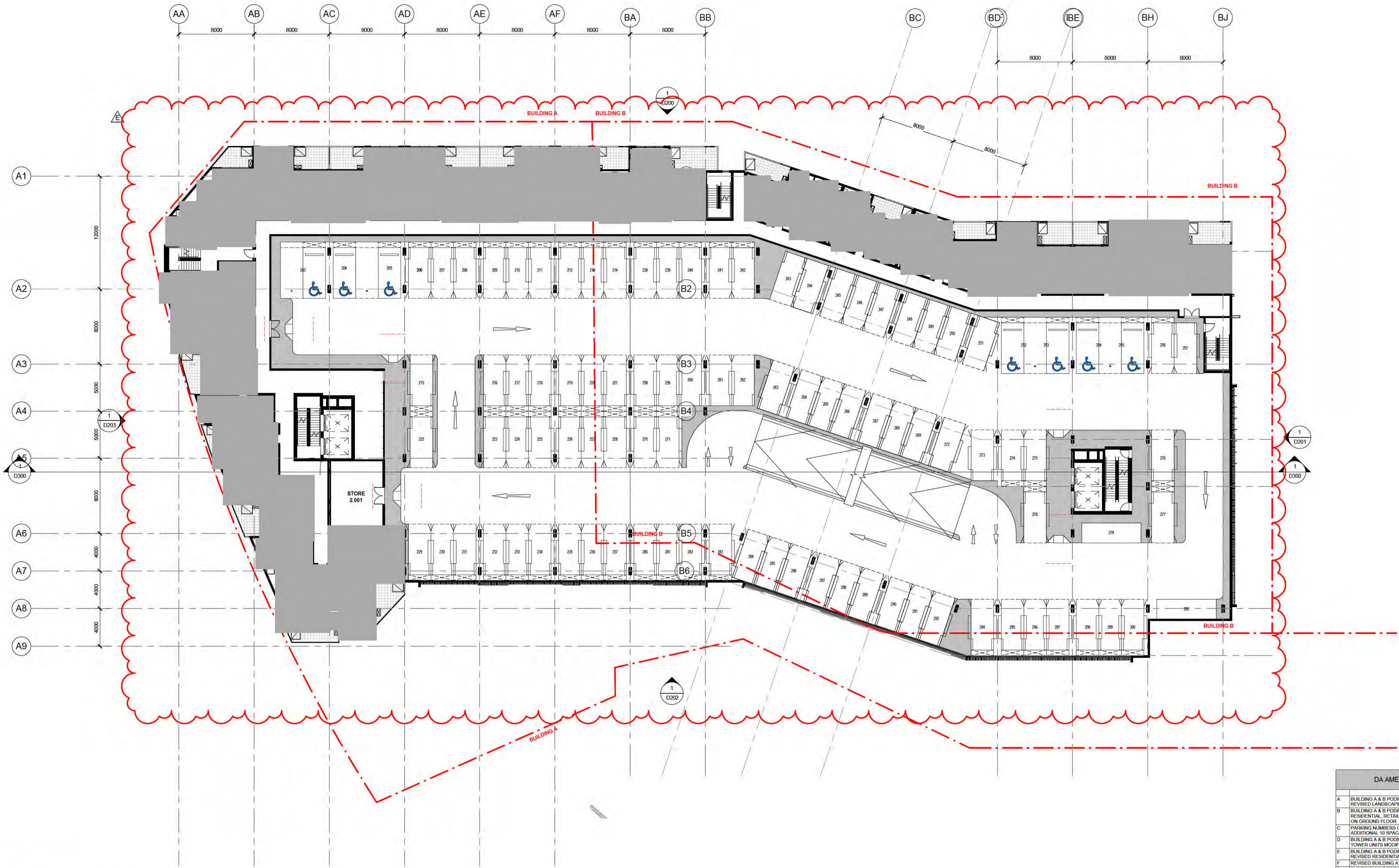


GEOCON
BUILDING CANBERRA

GEOCON GUNGAHLIN
BLOCK 3 SECTION 209 GUNGAHLIN

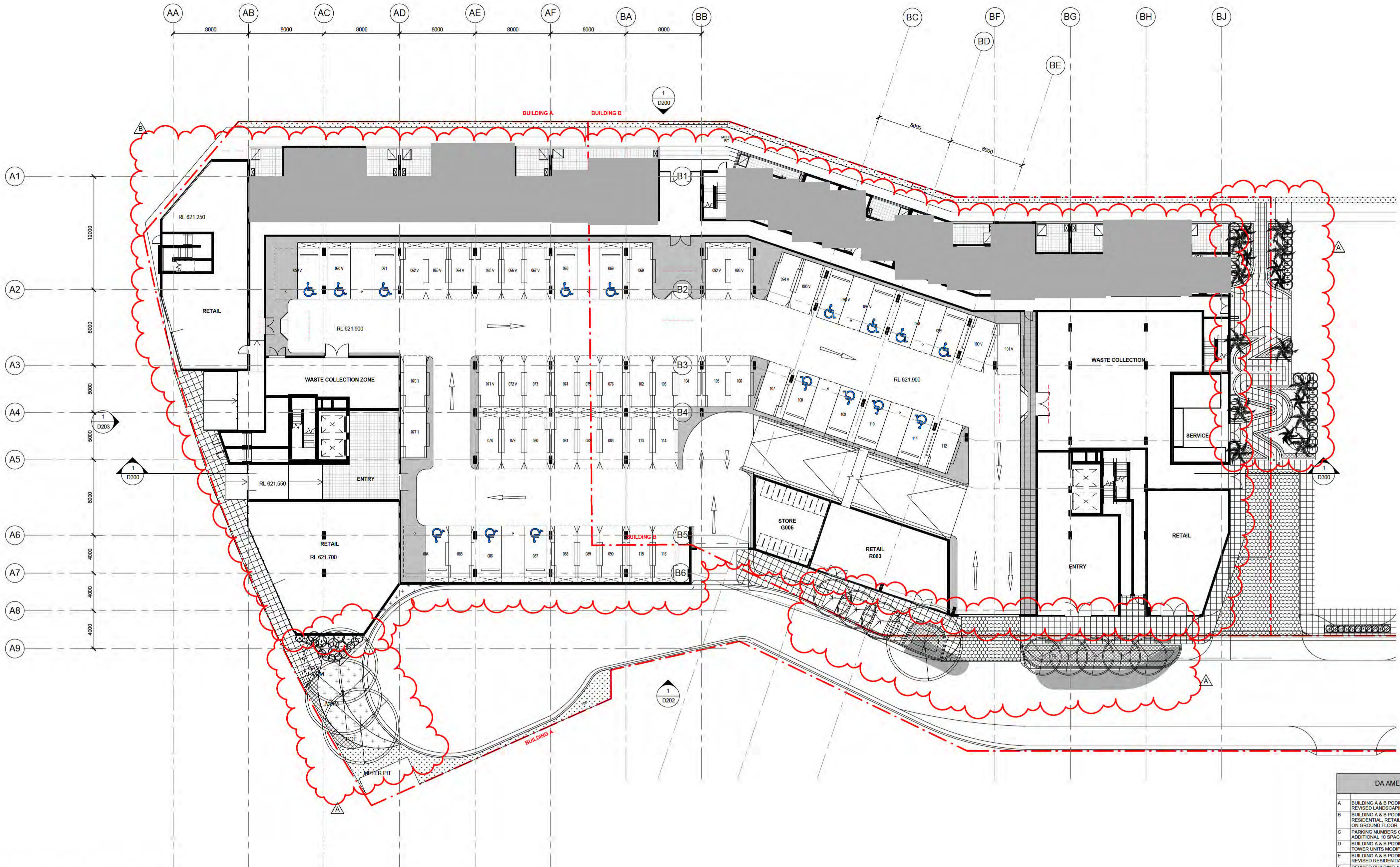
DA-B152 BUILDING B - PUBLIC NOTIFICATION PLAN - GROUND FLOOR

0 2 4 6 8 10m Scale 1:200 @ A1
revision K date 09.02.16 project 4188



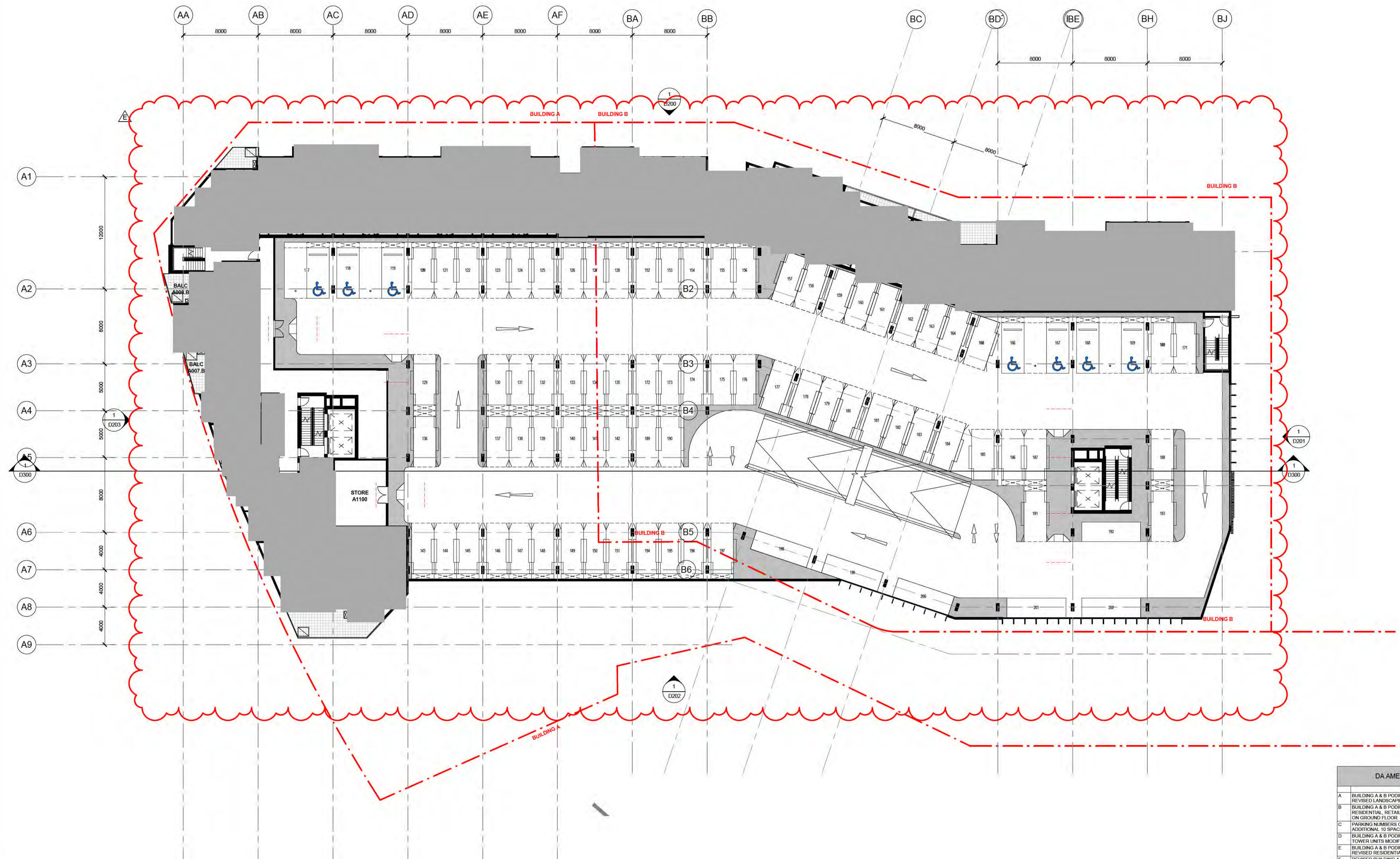
1 BUILDING A & B - LEVEL 2
1:200

DA AMENDMENTS	
A	BUILDING A & B PODIUM LEVELS COMBINED - REVISED LANDSCAPING
B	BUILDING A & B PODIUMS COMBINED - REVISED RESIDENTIAL, RETAIL, AMENITIES AND PARKING ON GROUND FLOOR
C	PARKING NUMBERS CHANGED - OVERALL AN ADDITIONAL 10 SPACES PROVIDED
D	BUILDING A & B PODIUM LEVELS COMBINED & TOWER UNITS MODIFIED - REVISED GFA
E	BUILDING A & B PODIUM LEVELS COMBINED - REVISED RESIDENTIAL & CAR PARKING
F	REVISED BUILDING A & B TOWER LEVEL UNITS
G	BUILDING A & B PODIUM LEVELS COMBINED - REVISED ELEVATION TREATMENT
H	BUILDING A BASEMENT LEVELS DELETED
I	REVISED PODIUM UNIT LAYOUTS FOR BUILDINGS A&B
J	BUILDING B BASEMENT REVISED
K	UNIT MAKE UP REVISED
L	ADAPTABLE UNIT PLANS REVISED



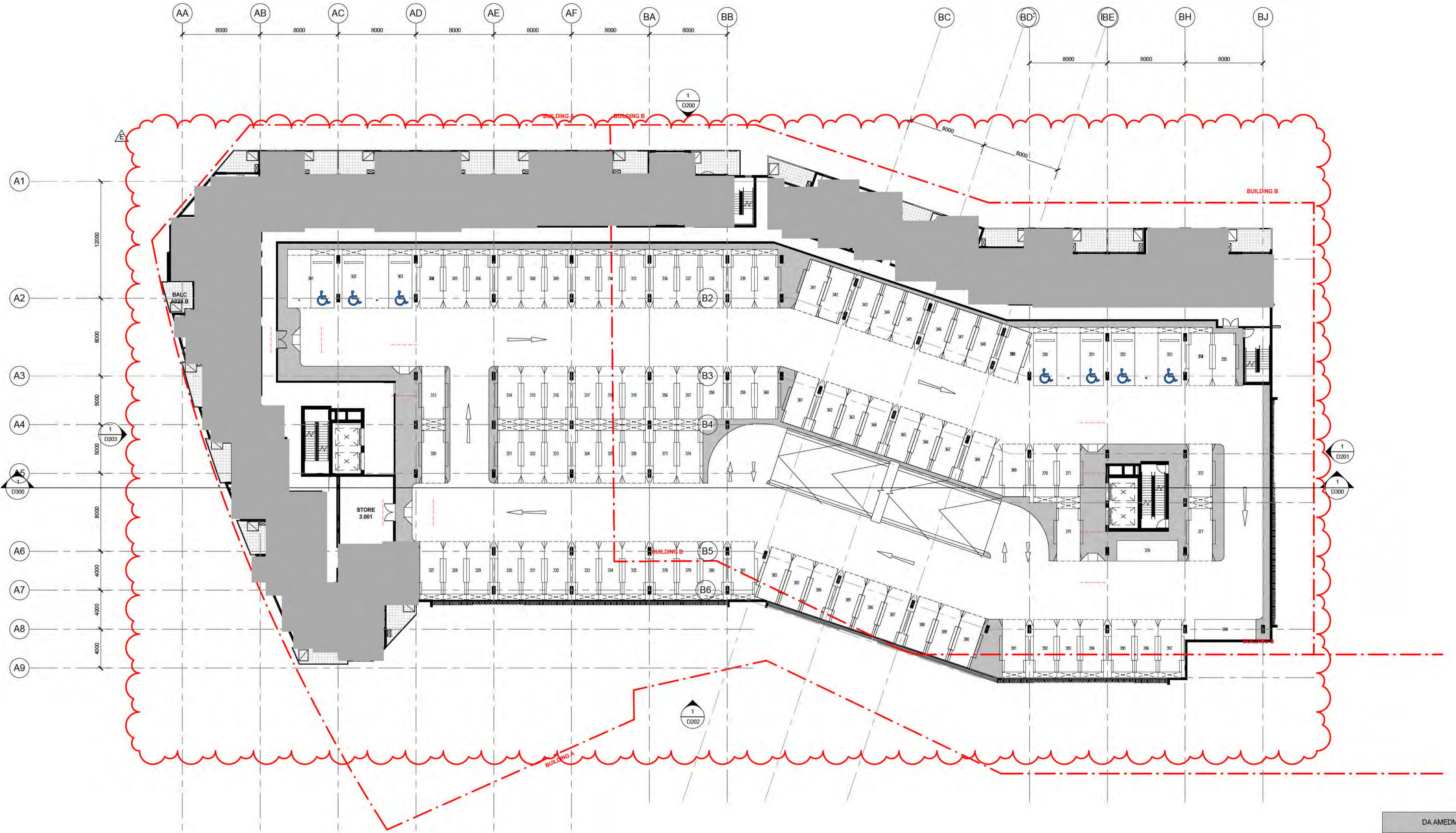
1 BUILDING A & B - GROUND LEVEL
1:200

DA AMENDMENTS	
A	BUILDING A & B PODIUM LEVELS COMBINED - REVISED LANDSCAPING
B	BUILDING A & B PODIUMS COMBINED - REVISED RESIDENTIAL, RETAIL, AMENITIES AND PARKING ON GROUND FLOOR
C	PARKING NUMBERS CHANGED - OVERALL AN ADDITIONAL 10 SPACES PROVIDED
D	BUILDING A & B PODIUM LEVELS COMBINED & TOWER UNITS MODIFIED - REVISED GFA
E	BUILDING A & B PODIUM LEVELS COMBINED - REVISED RESIDENTIAL & CAR PARKING
F	REVISED BUILDING A & B TOWER LEVEL UNITS
G	BUILDING A & B PODIUM LEVELS COMBINED - REVISED ELEVATION TREATMENT
H	BUILDING A BASEMENT LEVELS DELETED
I	REVISED PODIUM UNIT LAYOUTS FOR BUILDINGS A&B
J	BUILDING B BASEMENT REVISED
K	UNIT MAKE UP REVISED
L	ADAPTABLE UNIT PLANS REVISED



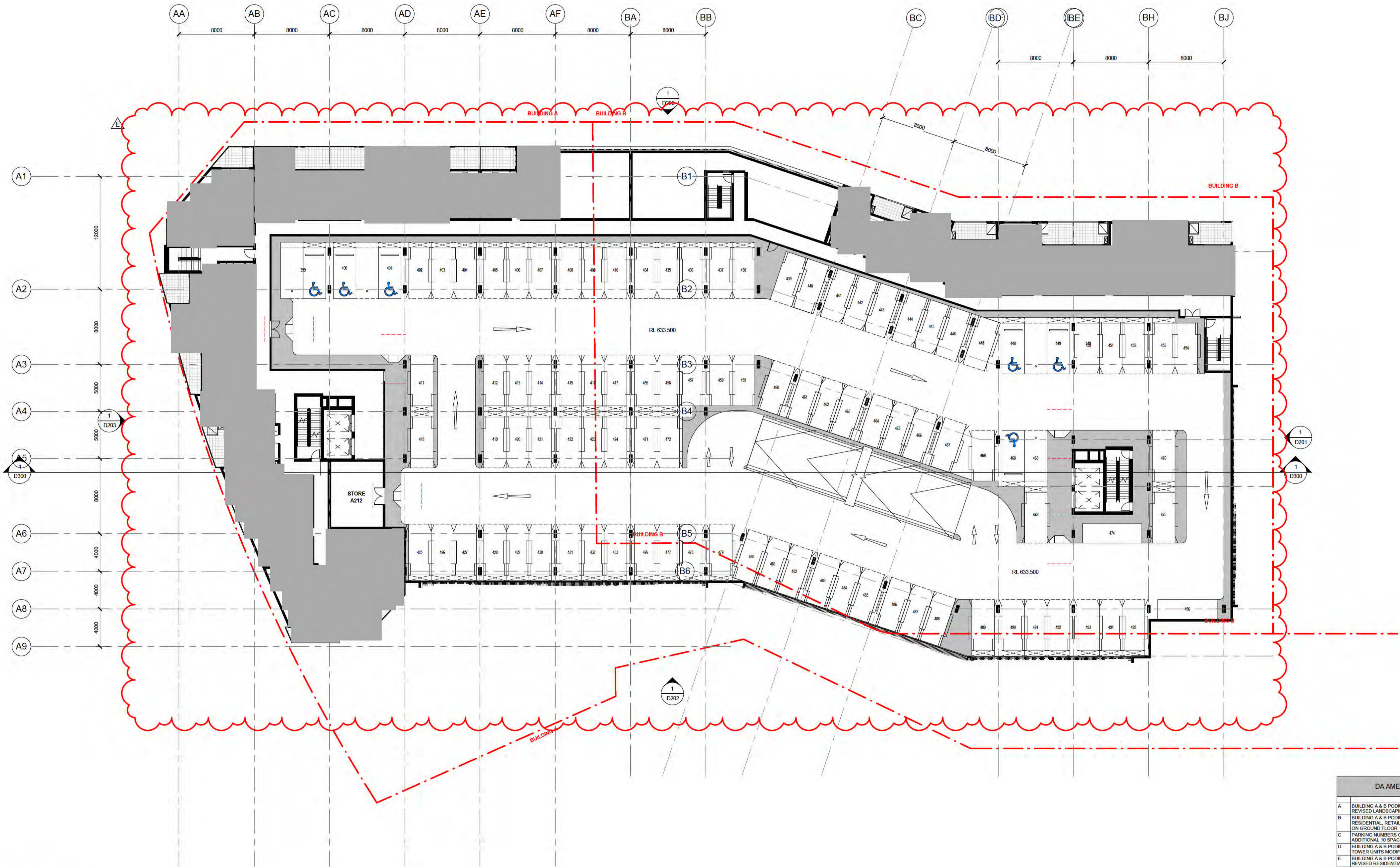
1 BUILDING A & B - LEVEL 1
1:200

DA AMENDMENTS	
A	BUILDING A & B PODIUM LEVELS COMBINED - REVISED LANDSCAPING
B	BUILDING A & B PODIUMS COMBINED - REVISED RESIDENTIAL, RETAIL, AMENITIES AND PARKING ON GROUND FLOOR.
C	PARKING NUMBERS CHANGED, OVERALL AN ADDITIONAL 10 SPACES PROVIDED.
D	BUILDING A & B PODIUM LEVELS COMBINED & TOWER UNITS MODIFIED - REVISED GFA
E	BUILDING A & B PODIUM LEVELS COMBINED - REVISED RESIDENTIAL & CAR PARKING
F	REVISED BUILDING A & B TOWER LEVEL UNITS
G	BUILDING A & B PODIUM LEVELS COMBINED - REVISED ELEVATION TREATMENT
H	BUILDING A BASEMENT LEVELS DELETED
I	REVISED PODIUM UNIT LAYOUTS FOR BUILDINGS A&B
J	BUILDING B BASEMENT REVISED
K	UNIT MAKE UP REVISED
L	ADAPTABLE UNIT PLANS REVISED



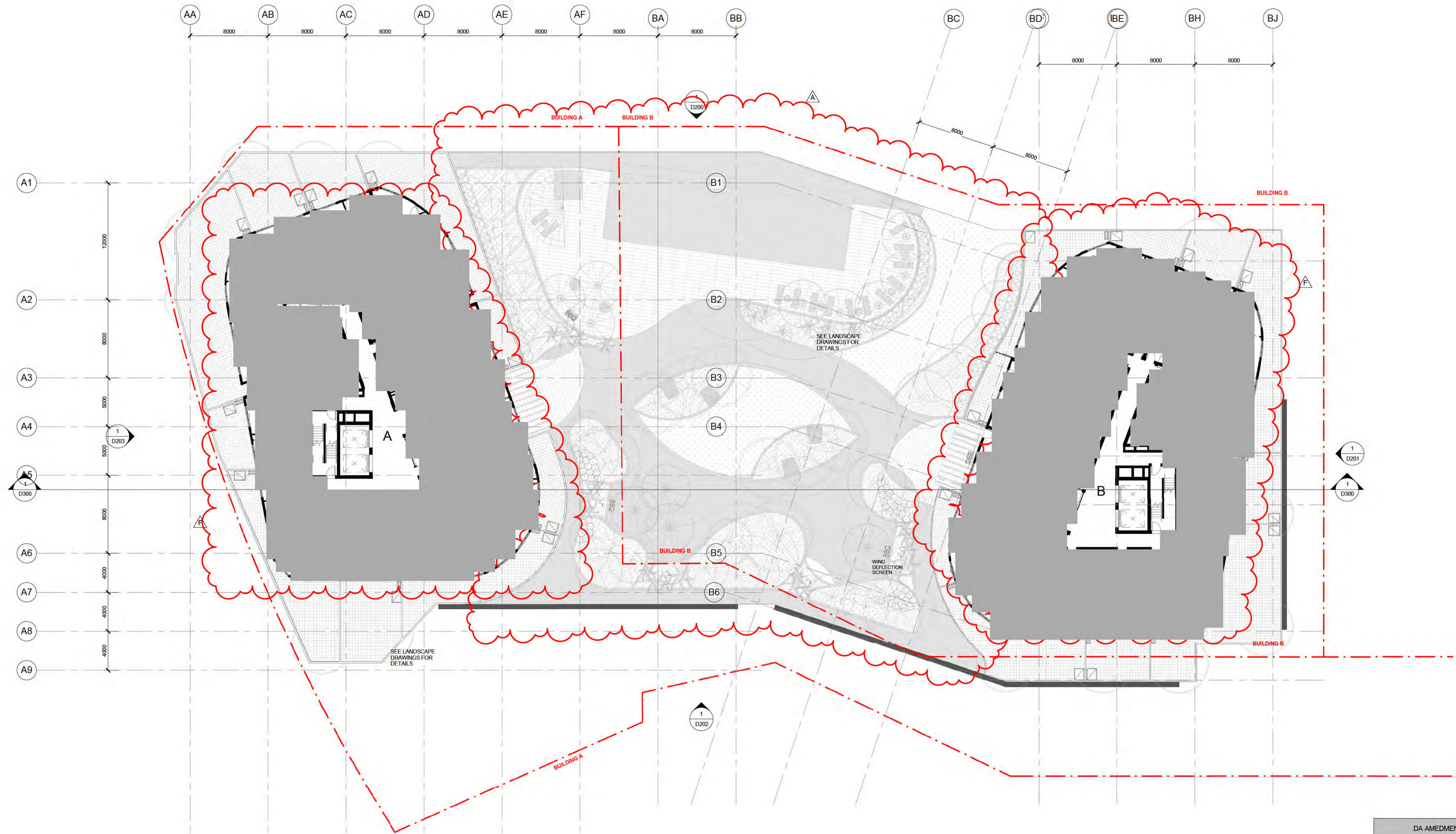
1 BUILDING A & B - LEVEL 3
1 : 200

DA AMENDMENTS	
A	BUILDING A & B PODIUM LEVELS COMBINED - REVISED LANDSCAPING
B	BUILDING A & B PODIUMS COMBINED - REVISED RESIDENTIAL, RETAIL, AMENITIES AND PARKING ON GROUND FLOOR
C	PARKING NUMBERS CHANGED - OVERALL AN ADDITIONAL 10 SPACES PROVIDED
D	BUILDING A & B PODIUM LEVELS COMBINED & TOWER UNITS MODIFIED - REVISED GFA
E	BUILDING A & B PODIUM LEVELS COMBINED - REVISED RESIDENTIAL & CAR PARKING
F	REVISED BUILDING A & B TOWER LEVEL UNITS
G	BUILDING A & B PODIUM LEVELS COMBINED - REVISED ELEVATION TREATMENT
H	BUILDING A BASEMENT LEVELS DELETED
I	REVISED PODIUM UNIT LAYOUTS FOR BUILDINGS A&B
J	BUILDING B BASEMENT REVISED
K	UNIT MAKE UP REVISED
L	ADAPTABLE UNIT PLANS REVISED



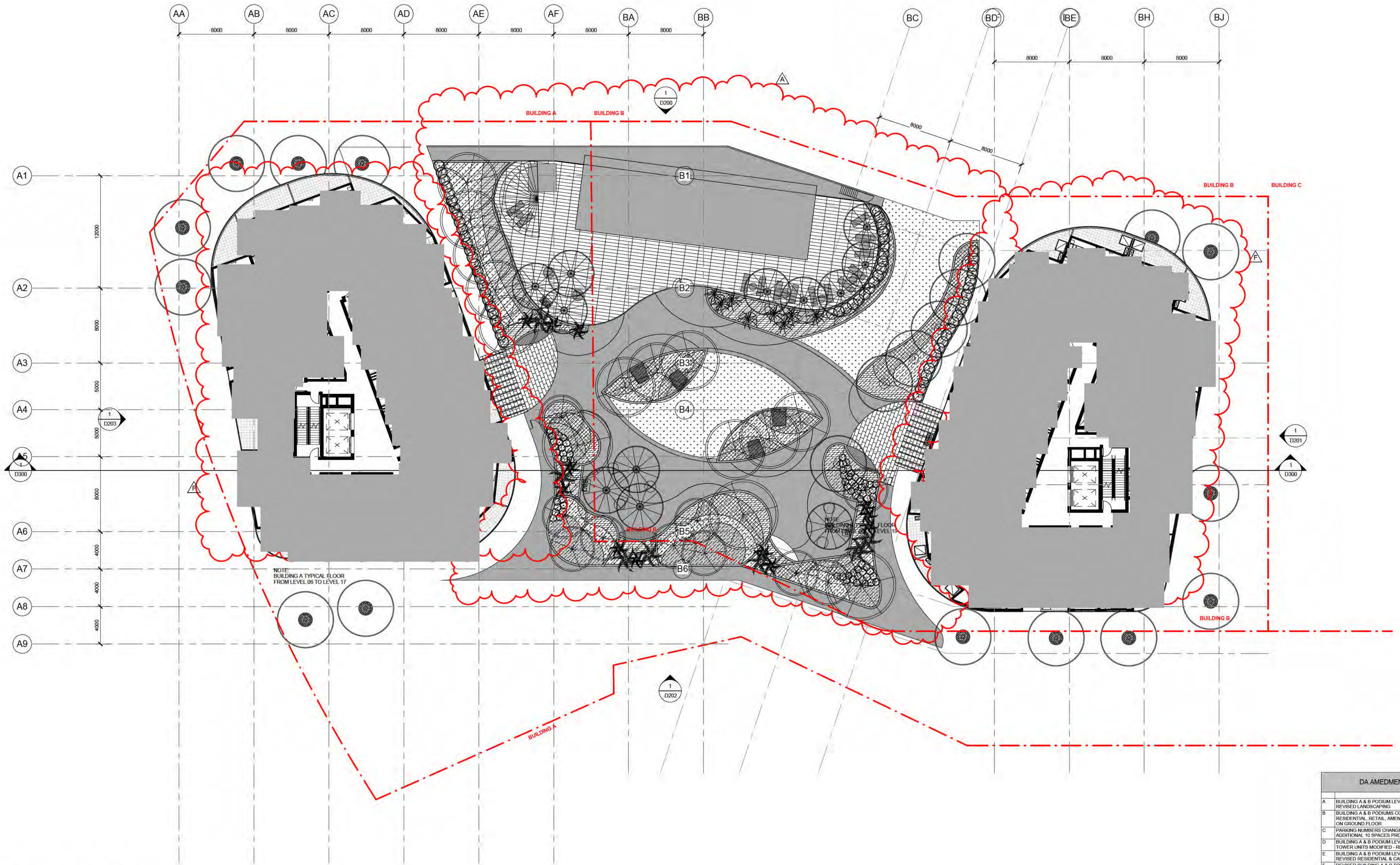
1 BUILDING A & B - LEVEL 4
1:200

DA AMENDMENTS	
A	BUILDING A & B PODIUM LEVELS COMBINED - REVISED LANDSCAPING
B	BUILDING A & B PODIUMS COMBINED - REVISED RESIDENTIAL, RETAIL, AMENITIES AND PARKING ON GROUND FLOOR
C	PARKING NUMBERS CHANGED - OVERALL AN ADDITIONAL 10 SPACES PROVIDED
D	BUILDING A & B PODIUM LEVELS COMBINED & TOWER UNITS MODIFIED - REVISED GFA
E	BUILDING A & B PODIUM LEVELS COMBINED - REVISED RESIDENTIAL & CAR PARKING
F	REVISED BUILDING A & B TOWER LEVEL UNITS
G	BUILDING A & B PODIUM LEVELS COMBINED - REVISED ELEVATION TREATMENT
H	BUILDING A BASEMENT LEVELS DELETED
I	REVISED PODIUM UNIT LAYOUTS FOR BUILDINGS A&B
J	BUILDING B BASEMENT REVISED
K	UNIT MAKE UP REVISED
L	ADAPTABLE UNIT PLANS REVISED



1 BUILDING A & B - LEVEL 5
1:200

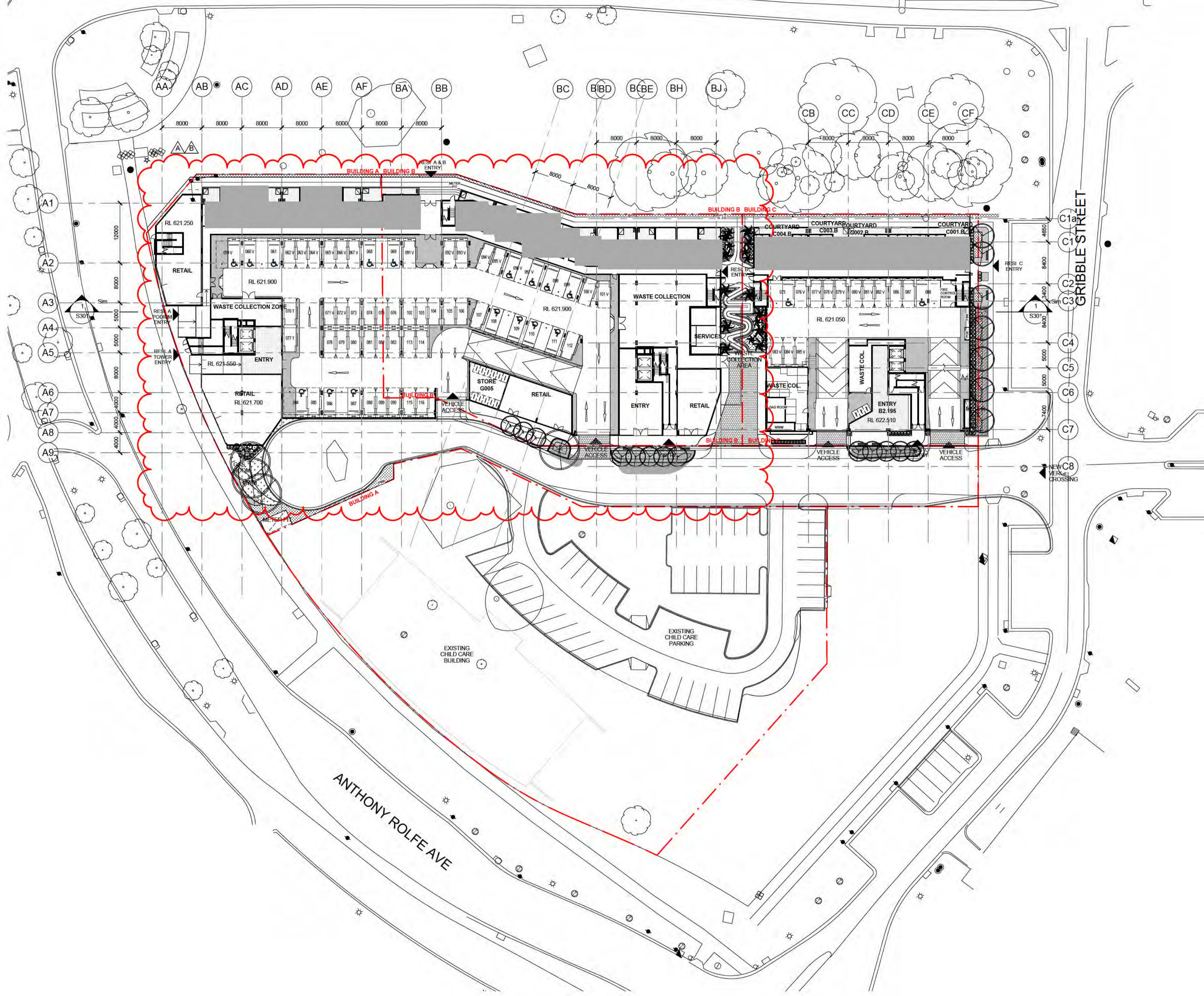
DA AMENDMENTS	
A	BUILDING A & B PODIUM LEVELS COMBINED - REVISED LANDSCAPING
B	BUILDING A & B PODIUMS COMBINED - REVISED RESIDENTIAL, RETAIL, AMENITIES AND PARKING ON GROUND FLOOR
C	PARKING NUMBERS CHANGED - OVERALL AN ADDITIONAL 10 SPACES PROVIDED
D	BUILDING A & B PODIUM LEVELS COMBINED & TOWER UNITS MODIFIED - REVISED GFA
E	BUILDING A & B PODIUM LEVELS COMBINED - REVISED RESIDENTIAL & CAR PARKING
F	REVISED BUILDING A & B TOWER LEVEL UNITS
G	BUILDING A & B PODIUM LEVELS COMBINED - REVISED ELEVATION TREATMENT
H	BUILDING A BASEMENT LEVELS DELETED
I	REVISED PODIUM UNIT LAYOUTS FOR BUILDINGS A&B
J	BUILDING B BASEMENT REVISED
K	UNIT MAKE UP REVISED
L	ADAPTABLE UNIT PLANS REVISED



1 BUILDING A & B - LEVEL 6
1:200

NOTE: BUILDING A TYPICAL FLOOR FROM LEVEL 06 TO LEVEL 11.

DA AMENDMENTS	
A	BUILDING A & B PODIUM LEVELS COMBINED - REVISED LANDSCAPING
B	BUILDING A & B PODIUMS COMBINED - REVISED RESIDENTIAL, RETAIL, AMENITIES AND PARKING ON GROUND FLOOR.
C	PARKING NUMBERS CHANGED - OVERALL AN ADDITIONAL 10 SPACES PROVIDED.
D	BUILDING A & B PODIUM LEVELS COMBINED & TOWER UNITS MODIFIED - REVISED GFA
E	BUILDING A & B PODIUM LEVELS COMBINED - REVISED RESIDENTIAL & CAR PARKING
F	REVISED BUILDING A & B TOWER LEVEL UNITS
G	BUILDING A & B PODIUM LEVELS COMBINED - REVISED ELEVATION TREATMENT
H	BUILDING A BASEMENT LEVELS DELETED
I	REVISED PODIUM UNIT LAYOUTS FOR BUILDINGS A&B
J	BUILDING B BASEMENT REVISED
K	UNIT MAKE UP REVISED
L	ADAPTABLE UNIT PLANS REVISED



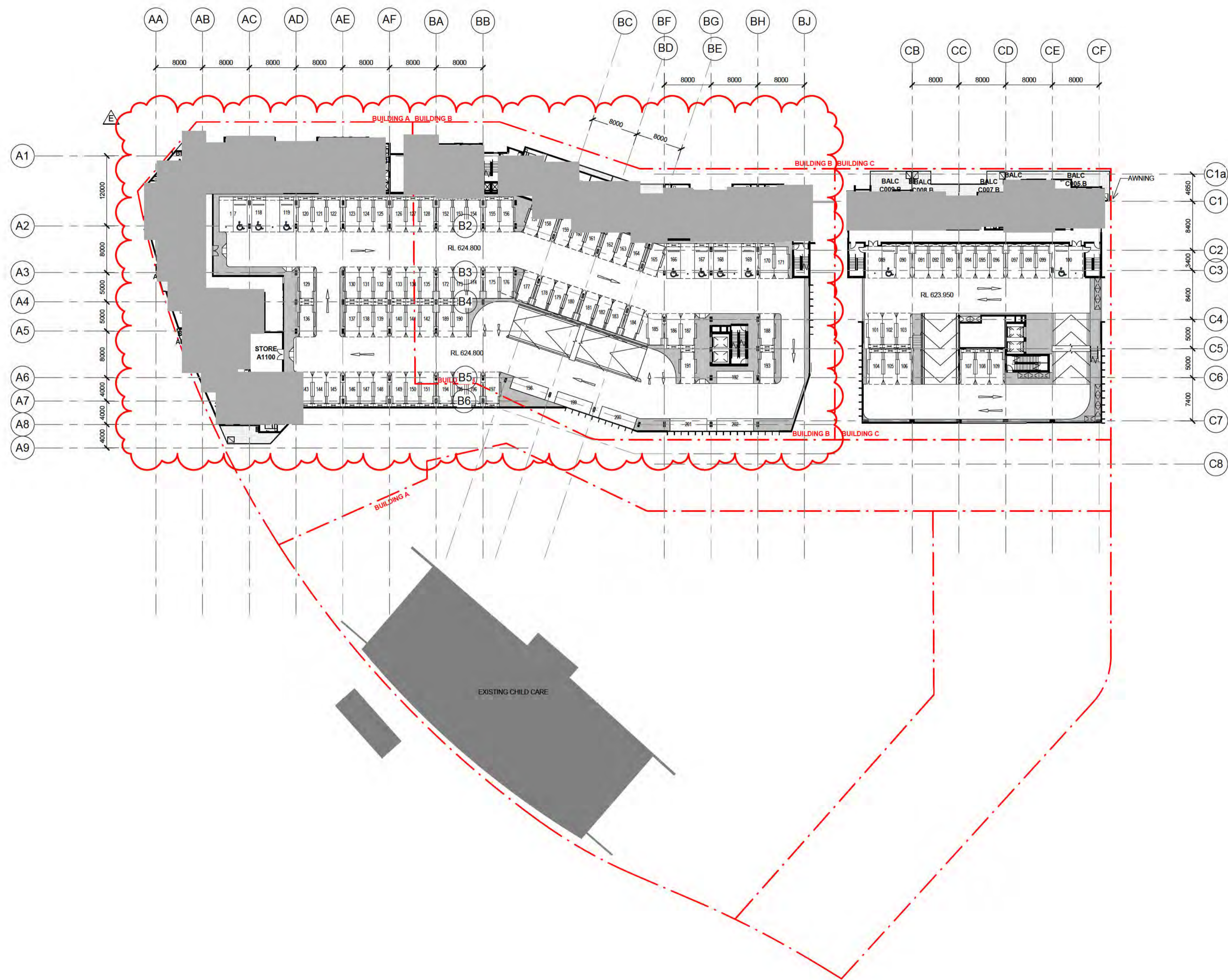
PARKING SCHEDULE - BUILDING A GROUND FLOOR	
TYPE	COUNT
ACCESSIBLE	8
STANDARD	24
Total	32

PARKING SCHEDULE - BUILDING B GROUND FLOOR	
TYPE	COUNT
ACCESSIBLE	8
STANDARD	18
Total	26

PARKING SCHEDULE - BUILDING C GROUND FLOOR	
TYPE	COUNT
ACCESSIBLE	2
STANDARD	12
Total	14

DA AMENDMENTS	
A	BUILDING A & B PODIUM LEVELS COMBINED - REVISED LANDSCAPING
B	BUILDING A & B PODIUMS COMBINED - REVISED RESIDENTIAL, RETAIL, AMENITIES AND PARKING ON GROUND FLOOR
C	PARKING NUMBERS CHANGED, OVERALL AN ADDITIONAL 10 SPACES PROVIDED.
D	BUILDING A & B PODIUM LEVELS COMBINED & TOWER UNITS MODIFIED - REVISED OFA
E	BUILDING A & B PODIUM LEVELS COMBINED - REVISED RESIDENTIAL & CAR PARKING
F	REVISED BUILDING A & B TOWER LEVEL UNITS
G	BUILDING A & B PODIUM LEVELS COMBINED - REVISED ELEVATION TREATMENT
H	BUILDING A BASEMENT LEVELS DELETED
I	REVISED PODIUM UNIT LAYOUTS FOR BUILDINGS A&B
J	BUILDING B BASEMENT REVISED
K	UNIT MAKE UP REVISED
L	ADAPTABLE UNIT PLANS REVISED

- LEGEND**
- ADAPTABLE PARKING
 - BICYCLE PARKING
 - STORAGE AREA 2400mm x 600mm
 - VISITOR PARKING
 - CAR PARK MIRRORS
 - DRYING AREA
 - CONDENSOR UNITS
 - SITE BOUNDARY



PARKING SCHEDULE - BUILDING A LEVEL 1

TYPE	COUNT
ACCESSIBLE	3
STANDARD	32
Total	35

PARKING SCHEDULE - BUILDING B LEVEL 1

TYPE	COUNT
ACCESSIBLE	4
STANDARD	41
STANDARD (PARALLEL)	6
Total	51

PARKING SCHEDULE - BUILDING C LEVEL 1

TYPE	COUNT
ACCESSIBLE	2
STANDARD	19
Total	21

DA AMENDMENTS

A	BUILDING A & B PODIUM LEVELS COMBINED - REVISED LANDSCAPING
B	BUILDING A & B PODIUMS COMBINED. REVISED RESIDENTIAL, RETAIL, AMENITIES AND PARKING ON GROUND FLOOR
C	PARKING NUMBERS CHANGED. OVERALL AN ADDITIONAL 10 SPACES PROVIDED.
D	BUILDING A & B PODIUM LEVELS COMBINED & TOWER UNITS MODIFIED - REVISED GFA
E	BUILDING A & B PODIUM LEVELS COMBINED - REVISED RESIDENTIAL & CAR PARKING
F	REVISED BUILDING A & B TOWER LEVEL UNITS
G	BUILDING A & B PODIUM LEVELS COMBINED - REVISED ELEVATION TREATMENT
H	BUILDING A BASEMENT LEVELS DELETED
I	REVISED PODIUM UNIT LAYOUTS FOR BUILDINGS A&B
J	BUILDING B BASEMENT REVISED
K	UNIT MAKE UP REVISED
L	ADAPTABLE UNIT PLANS REVISED

- LEGEND**
- ADAPTABLE PARKING
 - BICYCLE PARKING
 - STORAGE AREA 2400mm x 600mm
 - VISITOR PARKING
 - CAR PARK MIRRORS
 - DRYING AREA
 - CONDENSOR UNITS
 - SITE BOUNDARY



PARKING SCHEDULE - BUILDING A LEVEL 2

TYPE	COUNT
ACCESSIBLE	3
STANDARD	32
Total	35

PARKING SCHEDULE - BUILDING B LEVEL 2

TYPE	COUNT
ACCESSIBLE	4
STANDARD	32
STANDARD (PARALLEL)	1
Total	37

PARKING SCHEDULE - BUILDING C LEVEL 2

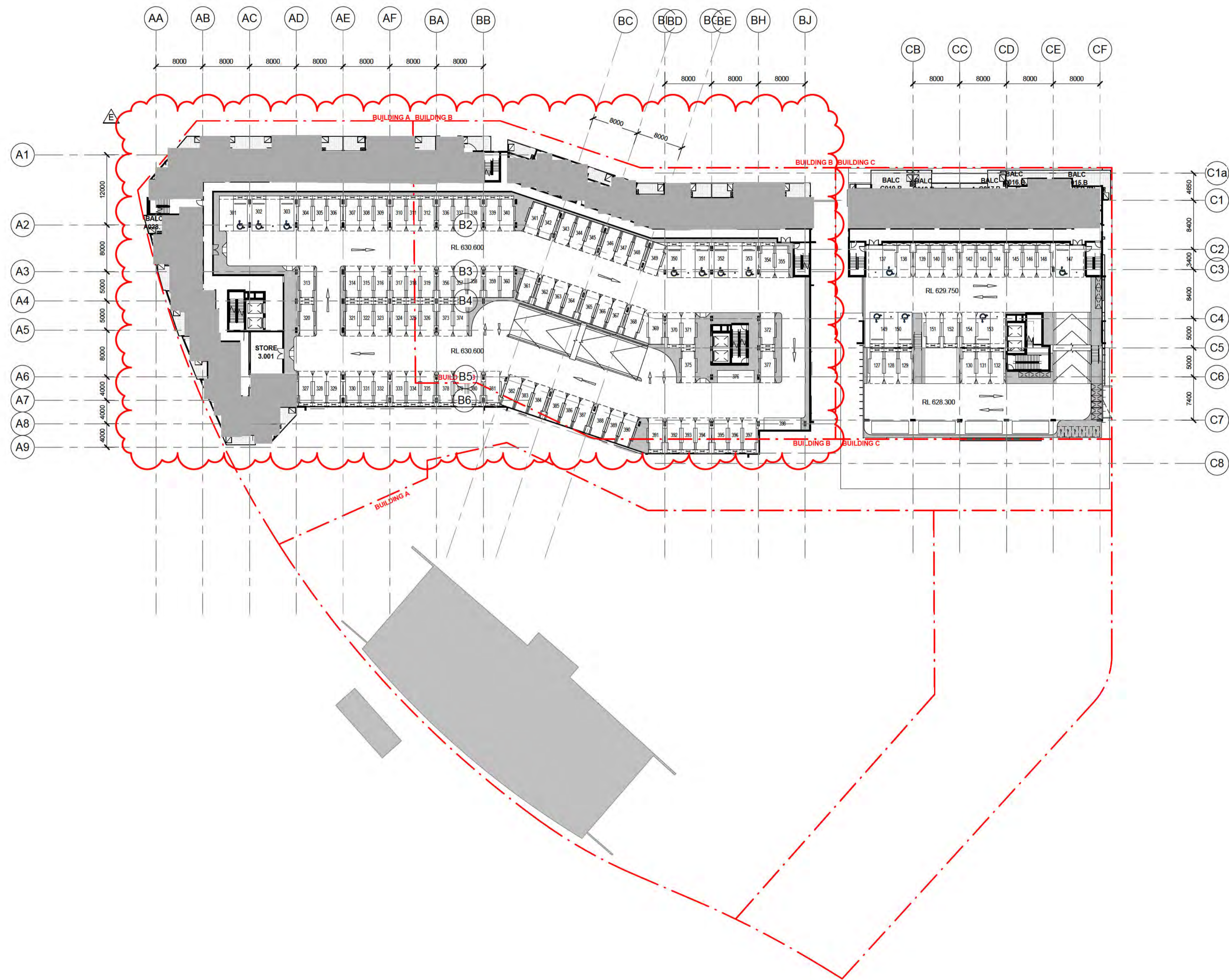
TYPE	COUNT
ACCESSIBLE	4
BICYCLE	7
STANDARD	19
STANDARD (PARALLEL)	4
Total	34

DA AMENDMENTS

A	BUILDING A & B PODIUM LEVELS COMBINED - REVISED LANDSCAPING
B	BUILDING A & B PODIUMS COMBINED. REVISED RESIDENTIAL, RETAIL, AMENITIES AND PARKING ON GROUND FLOOR
C	PARKING NUMBERS CHANGED. OVERALL AN ADDITIONAL 10 SPACES PROVIDED.
D	BUILDING A & B PODIUM LEVELS COMBINED & TOWER UNITS MODIFIED - REVISED GFA
E	BUILDING A & B PODIUM LEVELS COMBINED - REVISED RESIDENTIAL & CAR PARKING
F	REVISED BUILDING A & B TOWER LEVEL UNITS
G	BUILDING A & B PODIUM LEVELS COMBINED - REVISED ELEVATION TREATMENT
H	BUILDING A BASEMENT LEVELS DELETED
I	REVISED PODIUM UNIT LAYOUTS FOR BUILDINGS A&B
J	BUILDING B BASEMENT REVISED
K	UNIT MAKE UP REVISED
L	ADAPTABLE UNIT PLANS REVISED

LEGEND

- ADAPTABLE PARKING
- BICYCLE PARKING
- STORAGE AREA 2400mm x 600mm
- VISITOR PARKING
- CAR PARK MIRRORS
- DRYING AREA
- CONDENSOR UNITS
- SITE BOUNDARY



PARKING SCHEDULE - BUILDING A LEVEL 3

TYPE	COUNT
ACCESSIBLE	3
STANDARD	32
Total	35

PARKING SCHEDULE - BUILDING B LEVEL 3

TYPE	COUNT
ACCESSIBLE	4
STANDARD	57
STANDARD (PARALLEL)	2
Total	63

PARKING SCHEDULE - BUILDING C LEVEL 3

TYPE	COUNT
ACCESSIBLE	5
STANDARD	13
Total	18

DA AMENDMENTS

A	BUILDING A & B PODIUM LEVELS COMBINED - REVISED LANDSCAPING
B	BUILDING A & B PODIUMS COMBINED - REVISED RESIDENTIAL, RETAIL, AMENITIES AND PARKING ON GROUND FLOOR
C	PARKING NUMBERS CHANGED - OVERALL AN ADDITIONAL 10 SPACES PROVIDED
D	BUILDING A & B PODIUM LEVELS COMBINED & TOWER UNITS MODIFIED - REVISED GFA
E	BUILDING A & B PODIUM LEVELS COMBINED - REVISED RESIDENTIAL & CAR PARKING
F	REVISED BUILDING A & B TOWER LEVEL UNITS
G	BUILDING A & B PODIUM LEVELS COMBINED - REVISED ELEVATION TREATMENT
H	BUILDING A BASEMENT LEVELS DELETED
I	REVISED PODIUM UNIT LAYOUTS FOR BUILDINGS A&B
J	BUILDING B BASEMENT REVISED
K	UNIT MAKE UP REVISED
L	ADAPTABLE UNIT PLANS REVISED

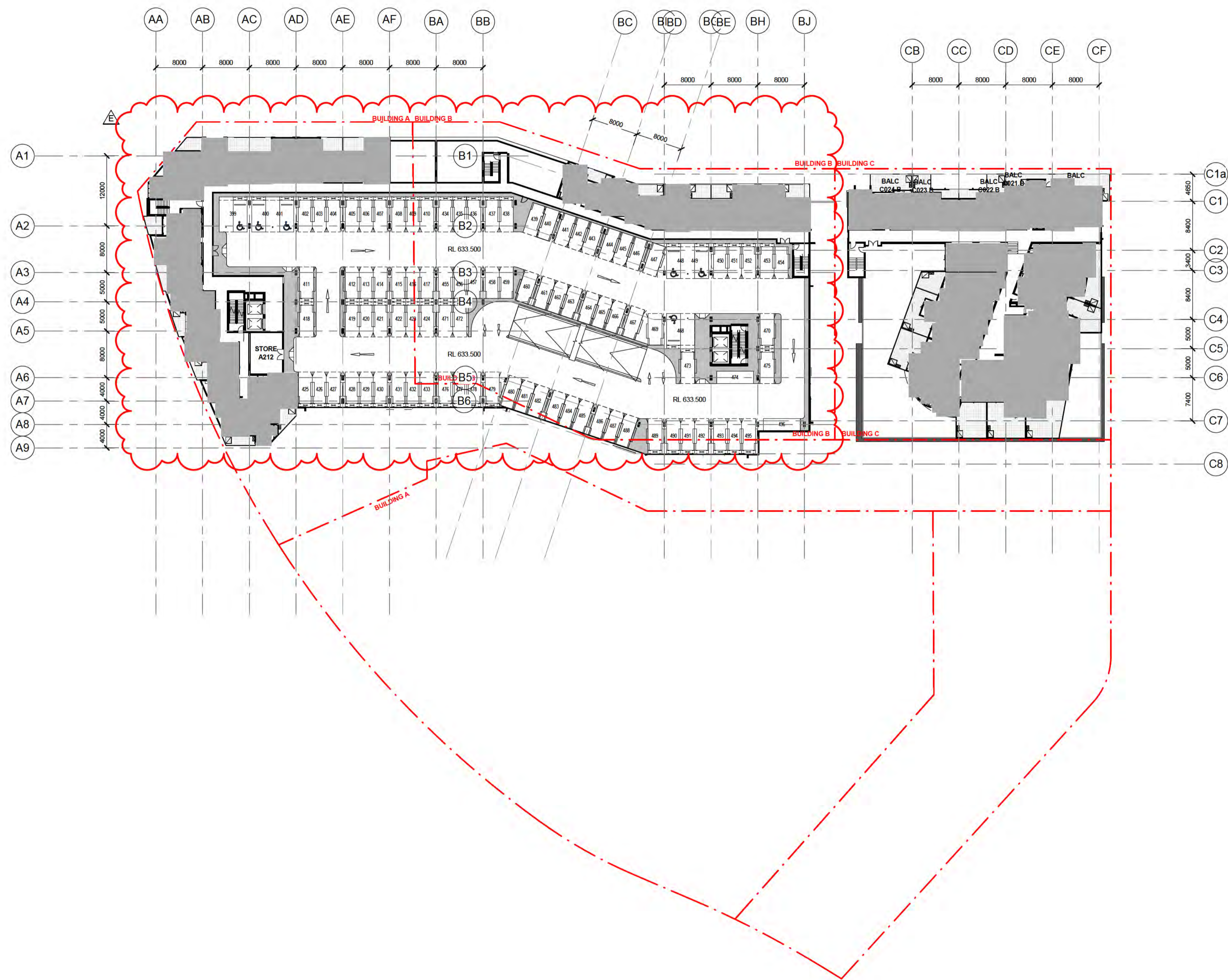
- LEGEND**
- ADAPTABLE PARKING
 - BICYCLE PARKING
 - STORAGE AREA 2400mm x 600mm
 - VISITOR PARKING
 - CAR PARK MIRRORS
 - DRYING AREA
 - CONDENSOR UNITS
 - SITE BOUNDARY

PARKING SCHEDULE - BUILDING A LEVEL 4

TYPE	COUNT
ACCESSIBLE	3
STANDARD	32
Total	35

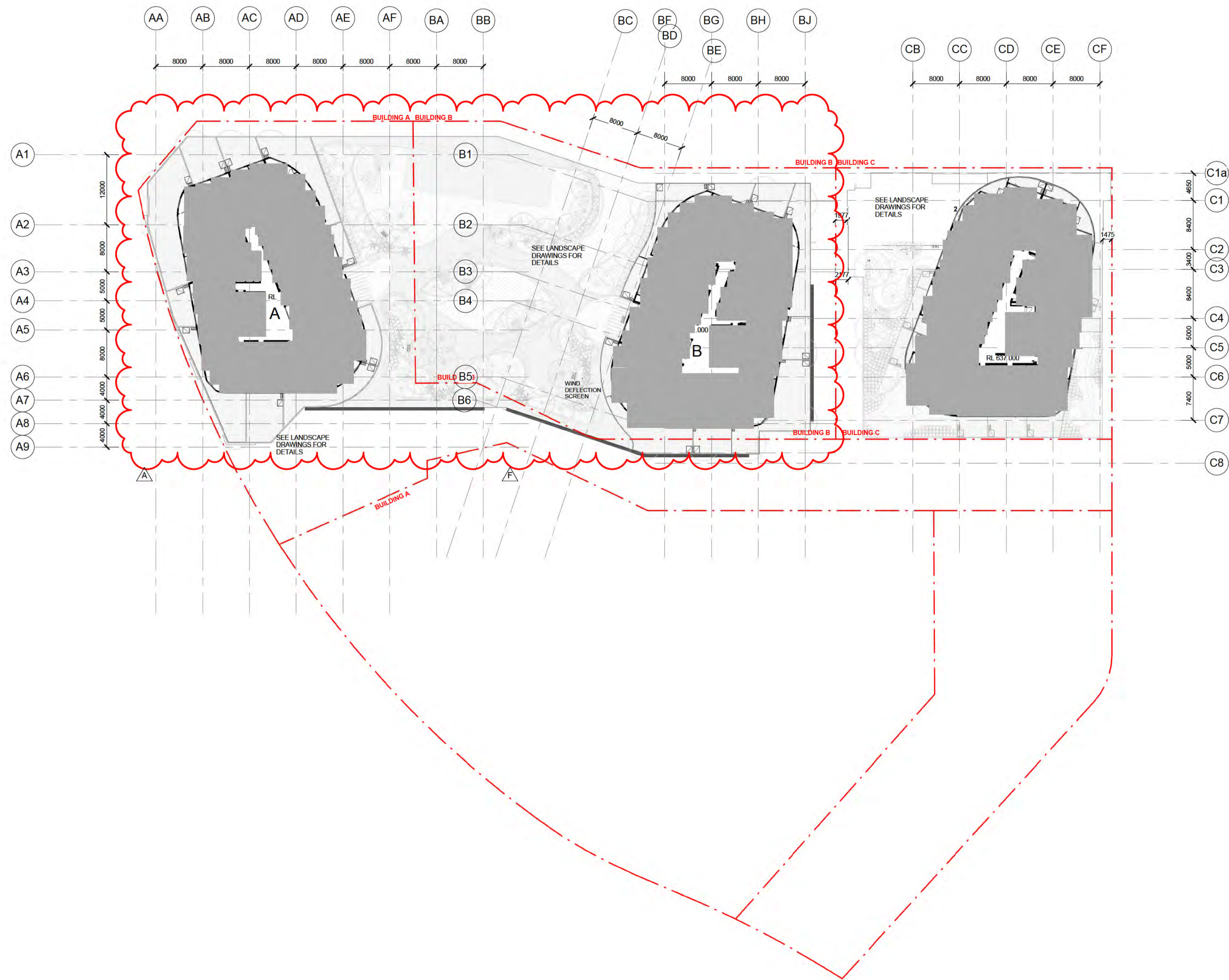
PARKING SCHEDULE - BUILDING B LEVEL 4

TYPE	COUNT
ACCESSIBLE	3
STANDARD	58
STANDARD (PARALLEL)	2
Total	63



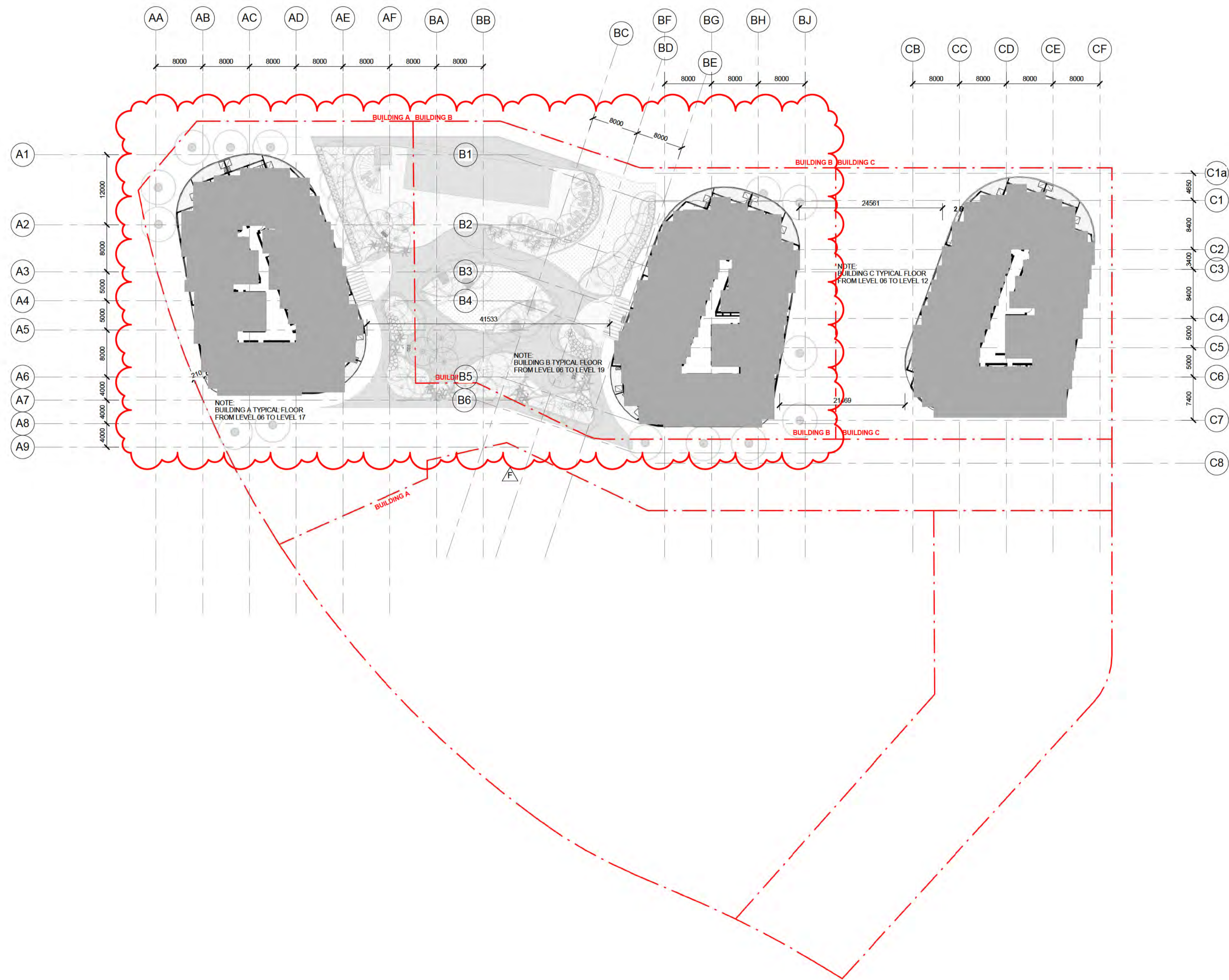
DA AMENDMENTS	
A	BUILDING A & B PODIUM LEVELS COMBINED - REVISED LANDSCAPING
B	BUILDING A & B PODIUMS COMBINED. REVISED RESIDENTIAL, RETAIL, AMENITIES AND PARKING ON GROUND FLOOR
C	PARKING NUMBERS CHANGED. OVERALL AN ADDITIONAL 10 SPACES PROVIDED.
D	BUILDING A & B PODIUM LEVELS COMBINED & TOWER UNITS MODIFIED - REVISED GFA
E	BUILDING A & B PODIUM LEVELS COMBINED - REVISED RESIDENTIAL & CAR PARKING
F	REVISED BUILDING A & B TOWER LEVEL UNITS
G	BUILDING A & B PODIUM LEVELS COMBINED - REVISED ELEVATION TREATMENT
H	BUILDING A BASEMENT LEVELS DELETED
I	REVISED PODIUM UNIT LAYOUTS FOR BUILDINGS A&B
J	BUILDING B BASEMENT REVISED
K	UNIT MAKE UP REVISED
L	ADAPTABLE UNIT PLANS REVISED

- LEGEND**
- ADAPTABLE PARKING
 - BICYCLE PARKING
 - STORAGE AREA 2400mm x 600mm
 - VISITOR PARKING
 - CAR PARK MIRRORS
 - DRYING AREA
 - CONDENSOR UNITS
 - SITE BOUNDARY



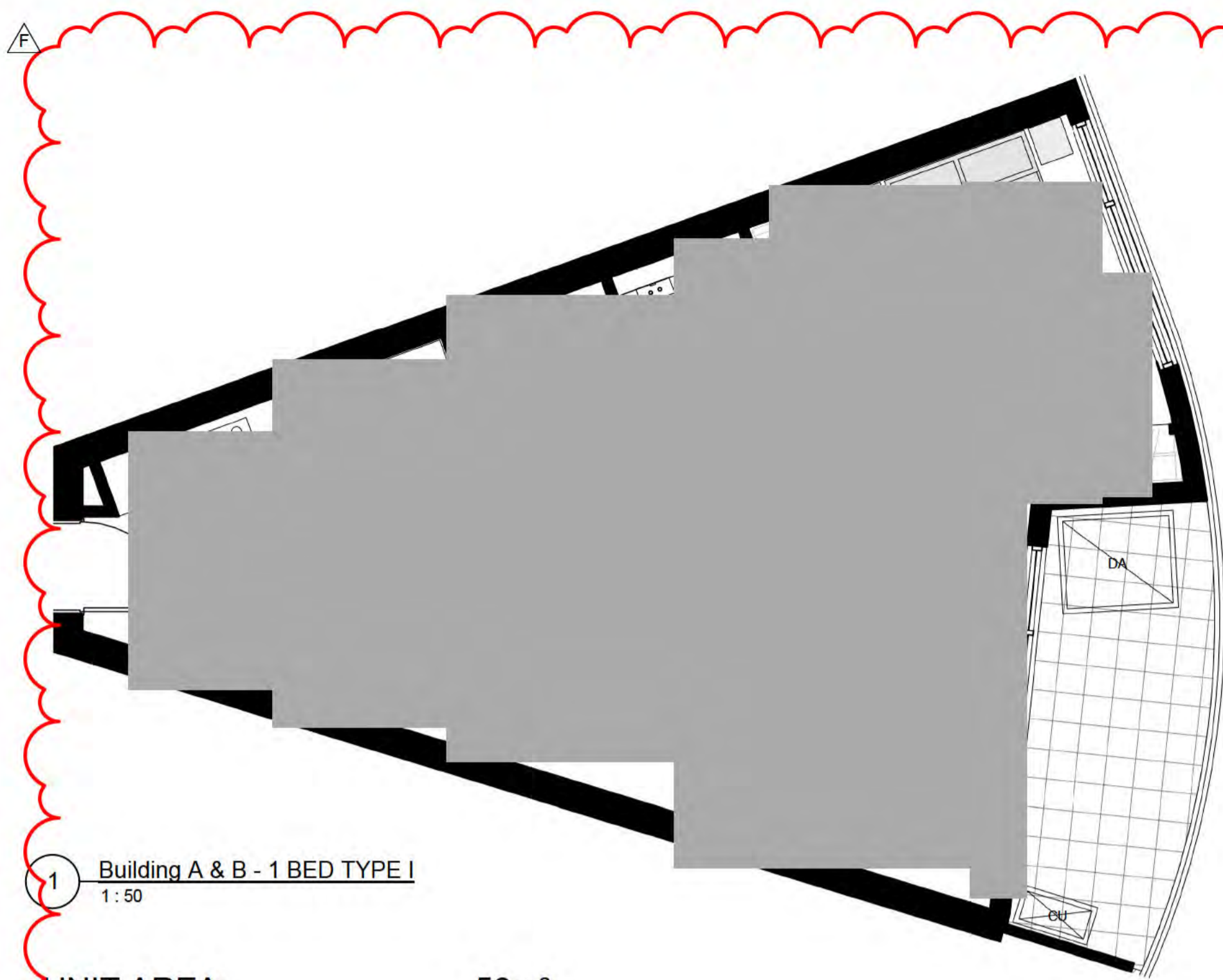
DA AMENDMENTS	
A	BUILDING A & B PODIUM LEVELS COMBINED - REVISED LANDSCAPING
B	BUILDING A & B PODIUMS COMBINED - REVISED RESIDENTIAL, RETAIL, AMENITIES AND PARKING ON GROUND FLOOR
C	PARKING NUMBERS CHANGED - OVERALL AN ADDITIONAL 10 SPACES PROVIDED
D	BUILDING A & B PODIUM LEVELS COMBINED & TOWER UNITS MODIFIED - REVISED GFA
E	BUILDING A & B PODIUM LEVELS COMBINED - REVISED RESIDENTIAL & CAR PARKING
F	REVISED BUILDING A & B TOWER LEVEL UNITS
G	BUILDING A & B PODIUM LEVELS COMBINED - REVISED ELEVATION TREATMENT
H	BUILDING A BASEMENT LEVELS DELETED
I	REVISED PODIUM UNIT LAYOUTS FOR BUILDINGS A&B
J	BUILDING B BASEMENT REVISED
K	UNIT MAKE UP REVISED
L	ADAPTABLE UNIT PLANS REVISED

- LEGEND**
- ADAPTABLE PARKING
 - BICYCLE PARKING
 - STORAGE AREA 2400mm x 600mm
 - VISITOR PARKING
 - CAR PARK MIRRORS
 - DRYING AREA
 - CONDENSOR UNITS
 - SITE BOUNDARY



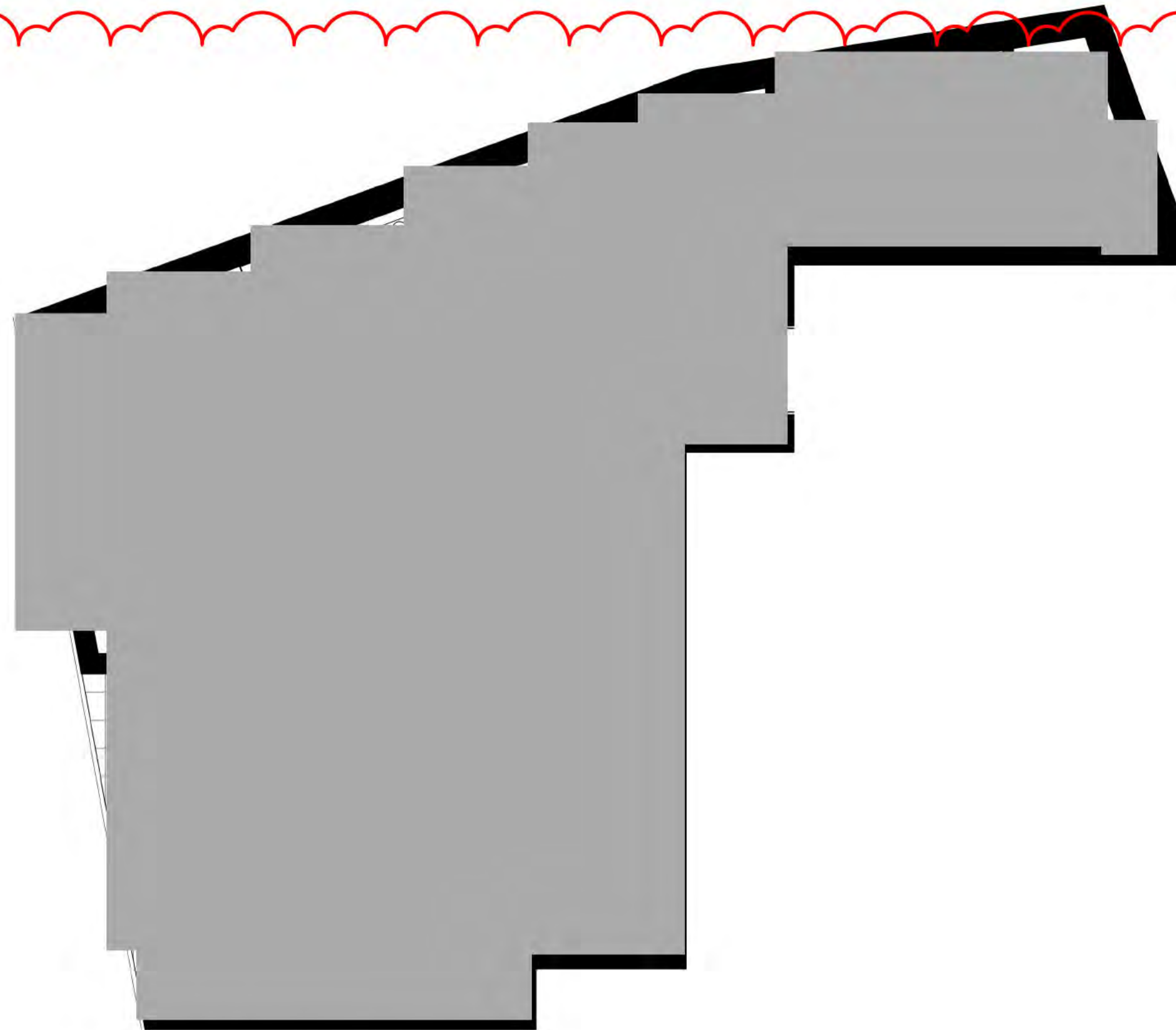
DA AMENDMENTS	
A	BUILDING A & B PODIUM LEVELS COMBINED - REVISED LANDSCAPING
B	BUILDING A & B PODIUMS COMBINED - REVISED RESIDENTIAL, RETAIL, AMENITIES AND PARKING ON GROUND FLOOR
C	PARKING NUMBERS CHANGED, OVERALL AN ADDITIONAL 10 SPACES PROVIDED
D	BUILDING A & B PODIUM LEVELS COMBINED & TOWER UNITS MODIFIED - REVISED GFA
E	BUILDING A & B PODIUM LEVELS COMBINED - REVISED RESIDENTIAL & CAR PARKING
F	REVISED BUILDING A & B TOWER LEVEL UNITS
G	BUILDING A & B PODIUM LEVELS COMBINED - REVISED ELEVATION TREATMENT
H	BUILDING A BASEMENT LEVELS DELETED
I	REVISED PODIUM UNIT LAYOUTS FOR BUILDINGS A&B
J	BUILDING B BASEMENT REVISED
K	UNIT MAKE UP REVISED
L	ADAPTABLE UNIT PLANS REVISED

- LEGEND**
- ADAPTABLE PARKING
 - BICYCLE PARKING
 - STORAGE AREA 2400mm x 600mm
 - VISITOR PARKING
 - CAR PARK MIRRORS
 - DRYING AREA
 - CONDENSOR UNITS
 - SITE BOUNDARY



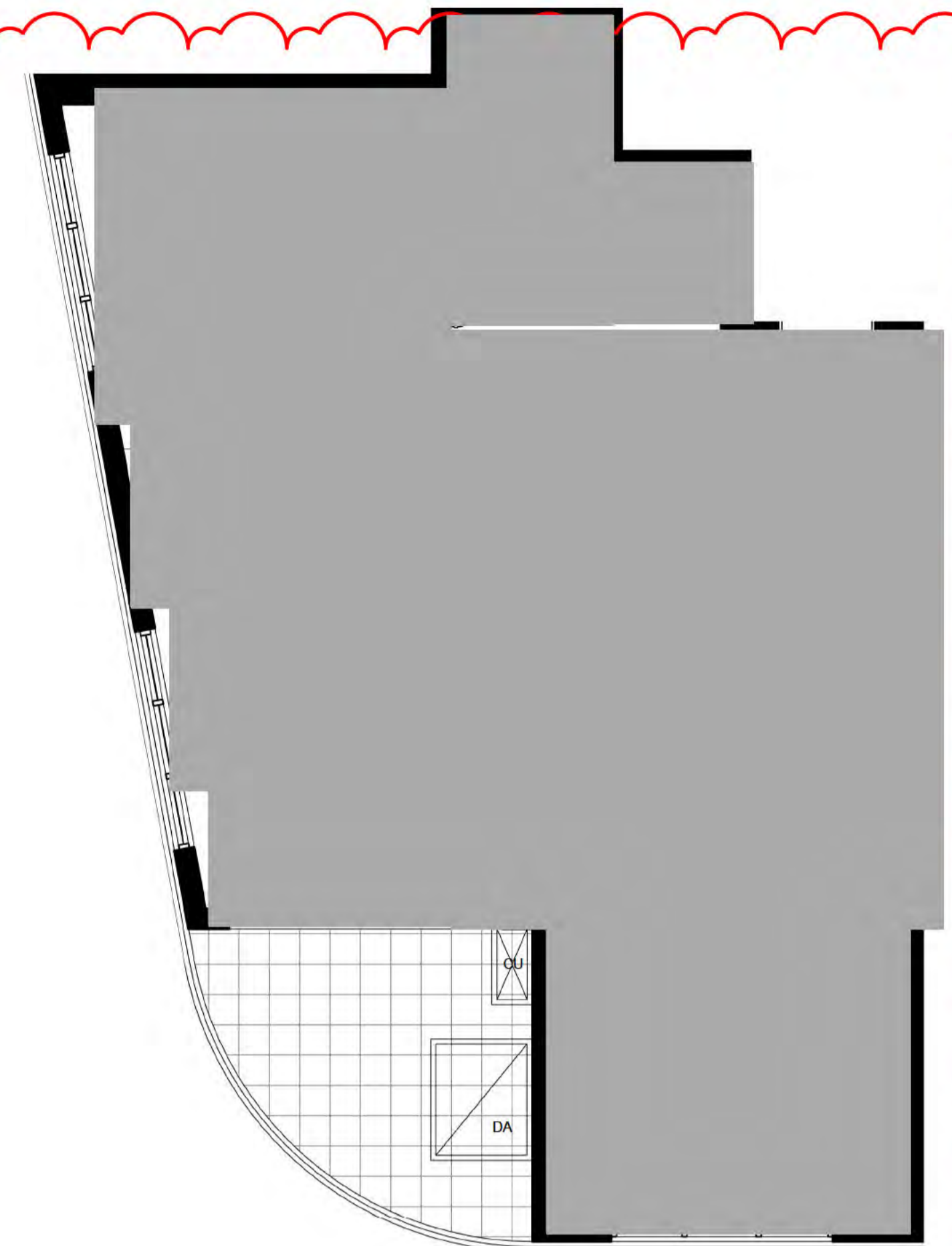
1 Building A & B - 1 BED TYPE I
1:50

UNIT AREA: 56m²
BALCONY AREA: 9m²
NUMBER OF UNITS: 26



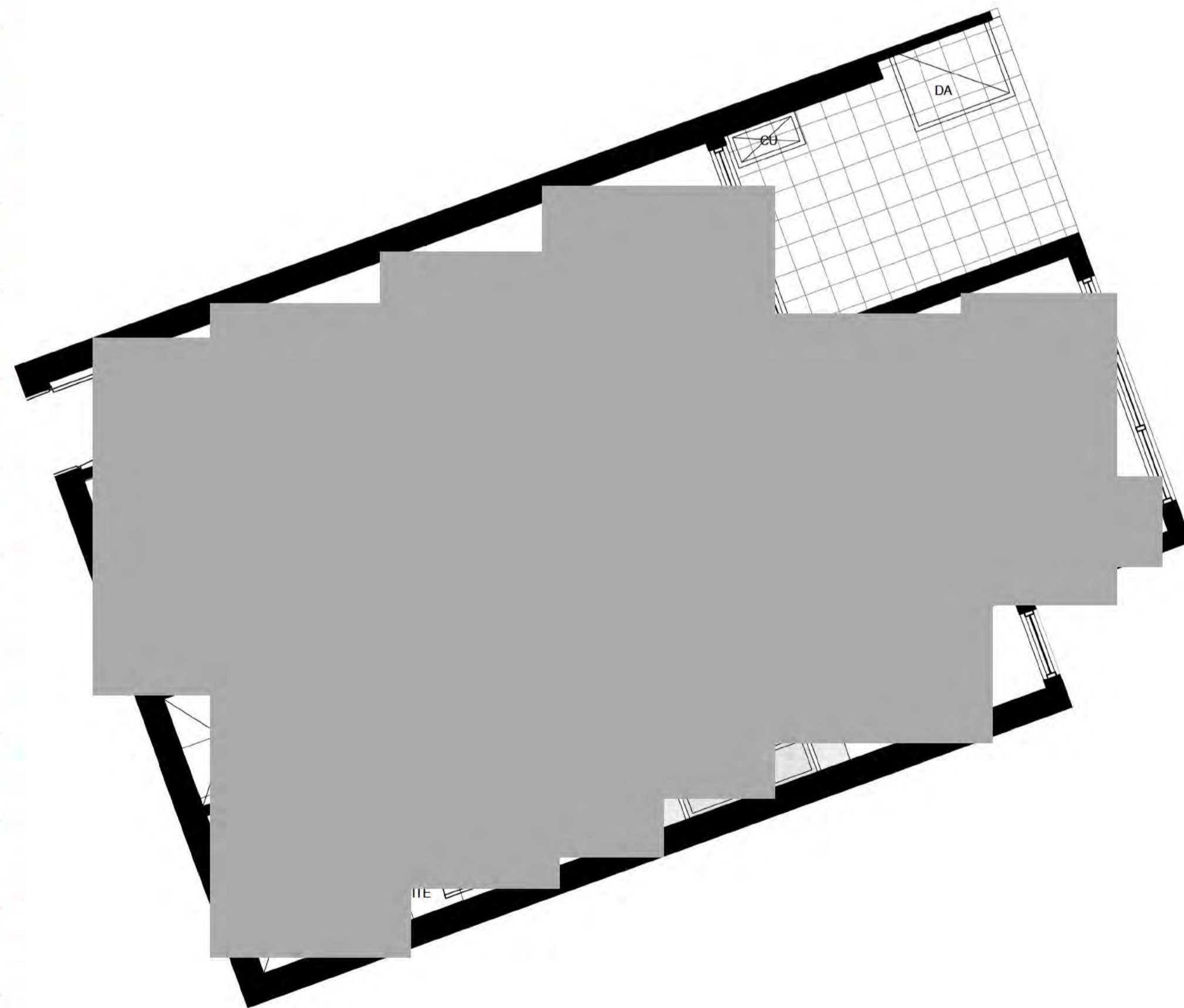
2 Building A & B - 1 BED TYPE K
1:50

UNIT AREA: 60m²
BALCONY AREA: 8m²
NUMBER OF UNITS: 30



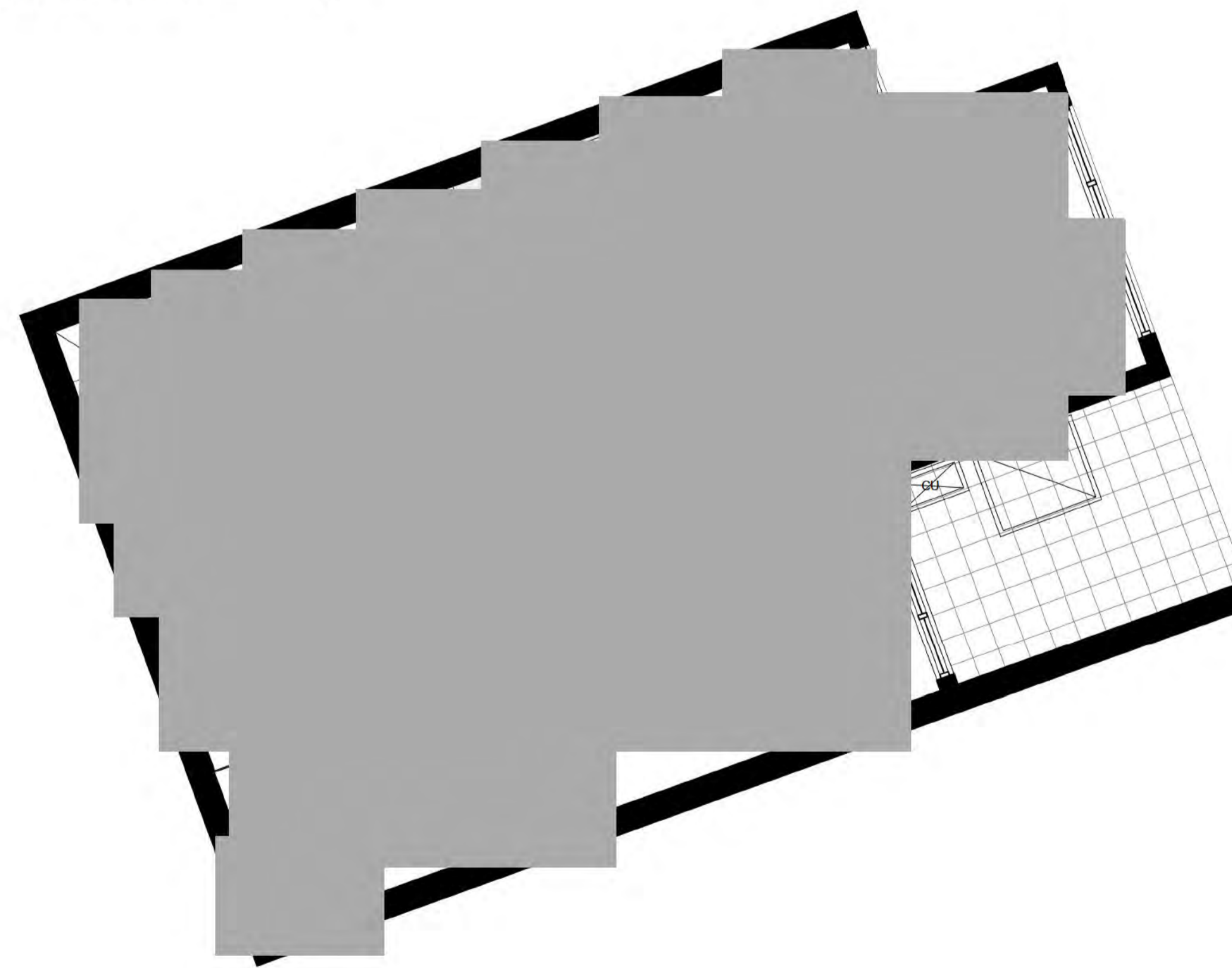
5 Building A & B - 2 BED 2 B TYPE J
1:50

UNIT AREA: 74m²
BALCONY AREA: 8m²
NUMBER OF UNITS: 26



4 Building A & B - 2 BED 2 B TYPE G
1:50

UNIT AREA: 76m²
BALCONY AREA: 8m²
NUMBER OF UNITS: 30



3 Building A & B - 2 BED 2 B TYPE H
1:50

UNIT AREA: 76m²
BALCONY AREA: 8m²
NUMBER OF UNITS: 30

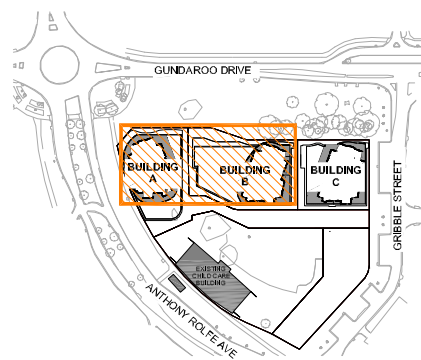
DA AMENDMENTS	
A	BUILDING A & B PODIUM LEVELS COMBINED - REVISED LANDSCAPING
B	BUILDING A & B PODIUMS COMBINED. REVISED RESIDENTIAL, RETAIL, AMENITIES AND PARKING ON GROUND FLOOR
C	PARKING NUMBERS CHANGED. OVERALL AN ADDITIONAL 10 SPACES PROVIDED.
D	BUILDING A & B PODIUM LEVELS COMBINED & TOWER UNITS MODIFIED - REVISED GFA
E	BUILDING A & B PODIUM LEVELS COMBINED - REVISED RESIDENTIAL & CAR PARKING
F	REVISED BUILDING A & B TOWER LEVEL UNITS
G	BUILDING A & B PODIUM LEVELS COMBINED - REVISED ELEVATION TREATMENT
H	BUILDING A BASEMENT LEVELS DELETED
I	REVISED PODIUM UNIT LAYOUTS FOR BUILDINGS A&B
J	BUILDING B BASEMENT REVISED
K	UNIT MAKE UP REVISED
L	ADAPTABLE UNIT PLANS REVISED

- ADAPTABLE PARKING
- BICYCLE PARKING
- STORAGE AREA 2400mm x 600mm
- VISITOR PARKING
- CAR PARK MIRRORS
- DRYING AREA
- CONDENSOR UNITS
- SITE BOUNDARY



KEY PLAN

NOT TO SCALE



SURFACES LEGEND

- LEASEHOLD BOUNDARY
- LANDSCAPE STAGING BOUNDARY
- TREES AND SPECIMEN PLANTS
Refer to planting plan for species
- METAL SUN SHELTER
Single pole fixing
- TIMBER DECKING SEATING PLATFORM

- IRRIGATED TURF
- PAVING TYPE 1: Non-slip finish
- PAVING TYPE 2: Non-slip finish
- COLOURED CONCRETE TYPE 1: Sawcut as detailed
- COLOURED CONCRETE TYPE 2: Sawcut as detailed
- PRIVATE COURTYARD PAVING PAVING TYPE 1: Non-slip finish

- PAVING TYPE 3: AZURE BLUE POOL TILE 48 mm x 48mm
- PAVING TYPE 4: WOOD LOOK TILES - AMBER ECOWOOD BEIGE 220mm x 900mm OR EQUIVALENT
- 400mm WIDE CONCRETE SEATWALL
- 200mm WIDE CONCRETE PLANTER WALL
- 450mm DEEP PLANTER BED
- 900mm DEEP PLANTER BED
- 1500mm Ø IRRIGATED CONCRETE PLANTER 900mm DEEP, ANCHORED TO SLAB

- SCULPTURAL LIGHT POLE LOCATION
- BARBEQUE
- CURVED EDGE TIMBER DECK
- SURFACES AREA AND RELATIVE FINISHED HEIGHT
- POOL FENCE AND GATE
- SPA SHELTER - ALUMINIUM TIMBERIMAGE SLAT PERGOLA

PLANNING AND DEVELOPMENT ACT 2007
APPROVAL AMENDED
 PURSUANT TO SECTION 198
 IN RESPECT OF THE NOMINATED
 AMENDMENTS ONLY
 Delegate name SYED ALI
 Date 24/1/2017

NOTE
 Preliminary works by other consultants shown on these drawings are for site context only and are indicative. Subject to change based on this assessment.

NOT FOR CONSTRUCTION

ISSUE	REASON FOR ISSUE	DATE	DESIGN	DRAWN	CHECKED	APPROVED FOR ISSUE
H	ISSUE FOR DA - POOL PODIUM LANDSCAPE REVISED	05/02/2016	AJ	AJ	MR	CS
B	ISSUE FOR DA	05/12/2014	PG	PG, BC, AJ	JE	CS
C	ISSUE FOR DA - AS 2209	22/01/2015	PG	PG, BC, AJ	JE	CS
D	DA RESUBMISSION	31/08/2015	PG	MR	AJ	CS
E	DA RESUBMISSION - GROUND FLOOR BUILDING AMENDMENTS	15/09/2015	PG	AJ	AJ	CS
F	DA RESUBMISSION - AMAL GAMATED BUILDINGS A AND B	10/11/2015	PG	AJ	AJ	CS
G	DA RESUBMISSION - WASTE VEHICLE SWEEP PATHS	23/11/2015	AJ	AJ	AJ	CS

DRAWING STATUS
 Warning unless there is an authorised SPACELAB signature in the approved for issue column, this drawing is not approved for issue.
 COPYRIGHT
 This drawing remains the property of SPACELAB Studio. It may be used for the purpose for which it was commissioned & in accordance with the terms of engagement for that commission. Unauthorised use of the drawing is prohibited.

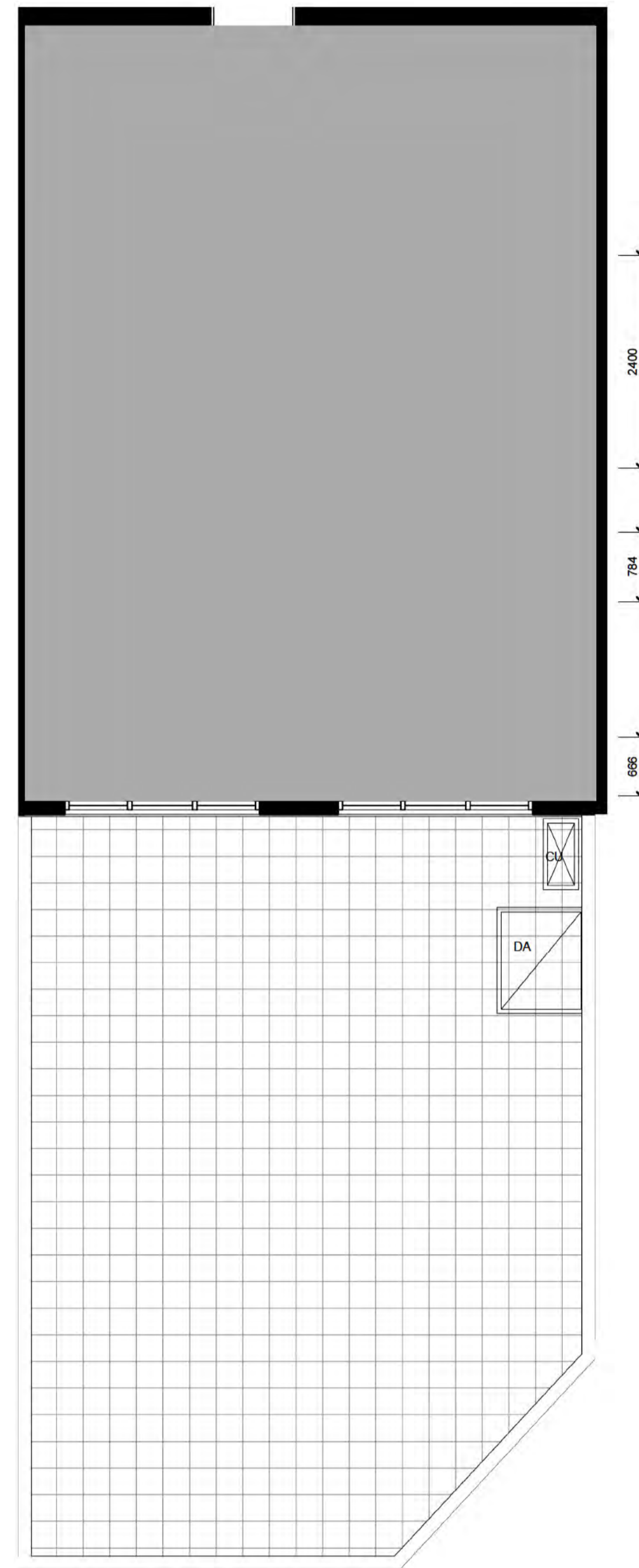
CLIENT
GEOCON
 BUILDING CANBERRA

CONSULTANTS
SPACELAB
 CREATING TIMELESS PLACES

CONSULTANTS
pvh
 peach.van.hart


PROJECT
B 2 AND 3 SECTION 209
GUNGAHLIN
 BUILDING A & B PODIUM

PROJECT No	DRAWING No	ISSUE	REVISION
14/1075	L501.1	DA	H



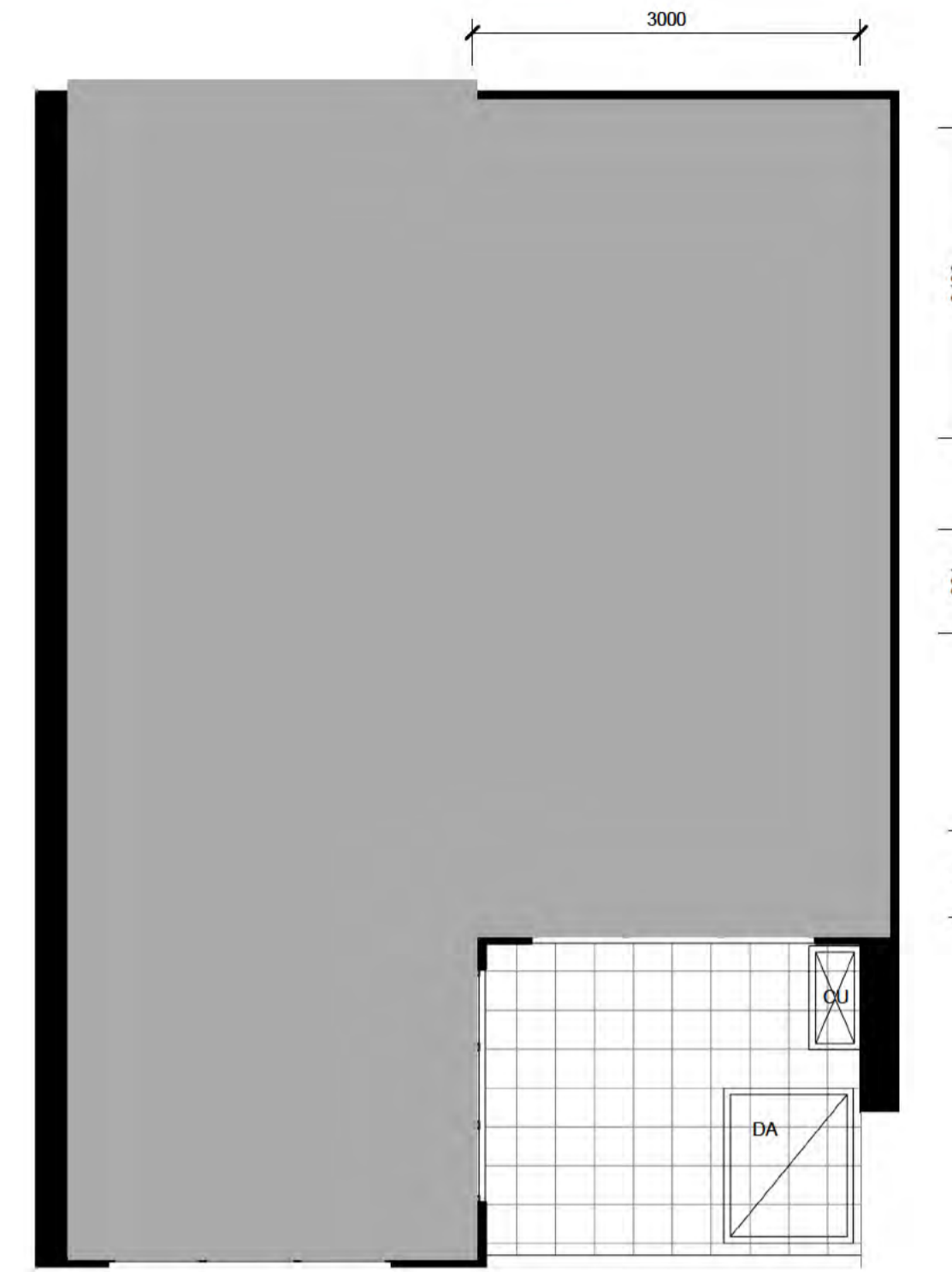
1 BUILDING A & B - 1 BED+ TYPE C
1:50

UNIT AREA: 58m²
 BLDG A COURTYARD AREA: 49m²
 BLDG B COURTYARD AREA: 30m²
 NUMBER OF UNITS: 2



3 Building A & B - 1 BED TYPE N
1:50

UNIT AREA: 44m²
 BALCONY AREA: 14m²
 NUMBER OF UNITS: 2



2 Building A & B - 1 BED TYPE J
1:50

UNIT AREA: 50m²
 BALCONY AREA: 8m²
 NUMBER OF UNITS: 26

ADAPTABLE UNITS - BUILDING A

Unit Type	Level	Room Number
1 BED+ (C)	LEVEL 5	A040
1 BED (J)	LEVEL 6	A051
1 BED (J)	LEVEL 7	A062
1 BED (J)	LEVEL 8	A073
1 BED (J)	LEVEL 9	A084
1 BED (J)	LEVEL 10	A095
1 BED (J)	LEVEL 11	A106
1 BED (J)	LEVEL 12	A117
1 BED (J)	LEVEL 13	A128
1 BED (J)	LEVEL 14	A139
1 BED (J)	LEVEL 15	A150
1 BED (J)	LEVEL 16	A161
1 BED (J)	LEVEL 17	A172
1 BED (N)	LEVEL 18	A183

Total Adaptable Units: 14

ADAPTABLE UNITS - BUILDING B

Unit Type	Level	Room Number
1 BED (J)	LEVEL 6	B044
1 BED (J)	LEVEL 7	B055
1 BED (J)	LEVEL 8	B066
1 BED (J)	LEVEL 9	B077
1 BED (J)	LEVEL 10	B088
1 BED (J)	LEVEL 11	B099
1 BED (J)	LEVEL 12	B110
1 BED (J)	LEVEL 13	B121
1 BED (J)	LEVEL 14	B132
1 BED (J)	LEVEL 15	B143
1 BED (J)	LEVEL 16	B154
1 BED (J)	LEVEL 17	B165
1 BED (J)	LEVEL 18	B176
1 BED (J)	LEVEL 19	B187
1 BED (N)	LEVEL 20	B198
1 BED+ (C)	LEVEL 5	B034

Total Adaptable Units: 16

DA AMENDMENTS	
A	BUILDING A & B PODIUM LEVELS COMBINED - REVISED LANDSCAPING
B	BUILDING A & B PODIUMS COMBINED - REVISED RESIDENTIAL, RETAIL, AMENITIES AND PARKING ON GROUND FLOOR
C	PARKING NUMBERS CHANGED - OVERALL AN ADDITIONAL 10 SPACES PROVIDED
D	BUILDING A & B PODIUM LEVELS COMBINED & TOWER UNITS MODIFIED - REVISED GFA
E	BUILDING A & B PODIUM LEVELS COMBINED - REVISED RESIDENTIAL & CAR PARKING
F	REVISED BUILDING A & B TOWER LEVEL UNITS
G	BUILDING A & B PODIUM LEVELS COMBINED - REVISED ELEVATION TREATMENT
H	BUILDING A BASEMENT LEVELS DELETED
I	REVISED PODIUM UNIT LAYOUTS FOR BUILDINGS A&B
J	BUILDING B BASEMENT REVISED
K	UNIT MAKE UP REVISED
L	ADAPTABLE UNIT PLANS REVISED

ADAPTABLE UNIT

ALL LIFTS TO BE AS 1735.12 COMPLIANT
 ALL ADAPTABLE UNITS TO COMPLY WITH AS 4299-1995 & THE ACCESS AND MOBILITY CODE

KITCHEN:
 FLOOR FINISH TO CONTINUE UNDER RELEVANT JOINERY.
 RECONFIGURE JOINERY TO SUIT END USER. TURNING CIRCLE OF 1550 ACHIEVED AS SHOWN.

LIVING:
 TURNING CIRCLE OF 2500MM ACHIEVED AS SHOWN.

BEDROOM:
 1550MM TURNING CIRCLE ACHIEVED AS SHOWN WITH STANDARD DOUBLE BED. REMOVE JOINERY AS SHOWN. FLOOR FINISH TO CONTINUE UNDER RELEVANT JOINERY.

BATHROOM:
 REPLACE AND RELOCATE SHOWER, BASIN & WC WITH AS1428 APPROVED VERSIONS. INSTALL SHOWER CURTAIN, FOLD DOWN SEAT & GRAB RAILS AS REQUIRED.

BALCONY:
 STEPLESS TRANSITION TO BALCONY. ACCESS FROM LIVING ROOM.

LAUNDRY:
 PROVISION FOR FUTURE REPLUMBING & POWER TO BE INSTALLED.

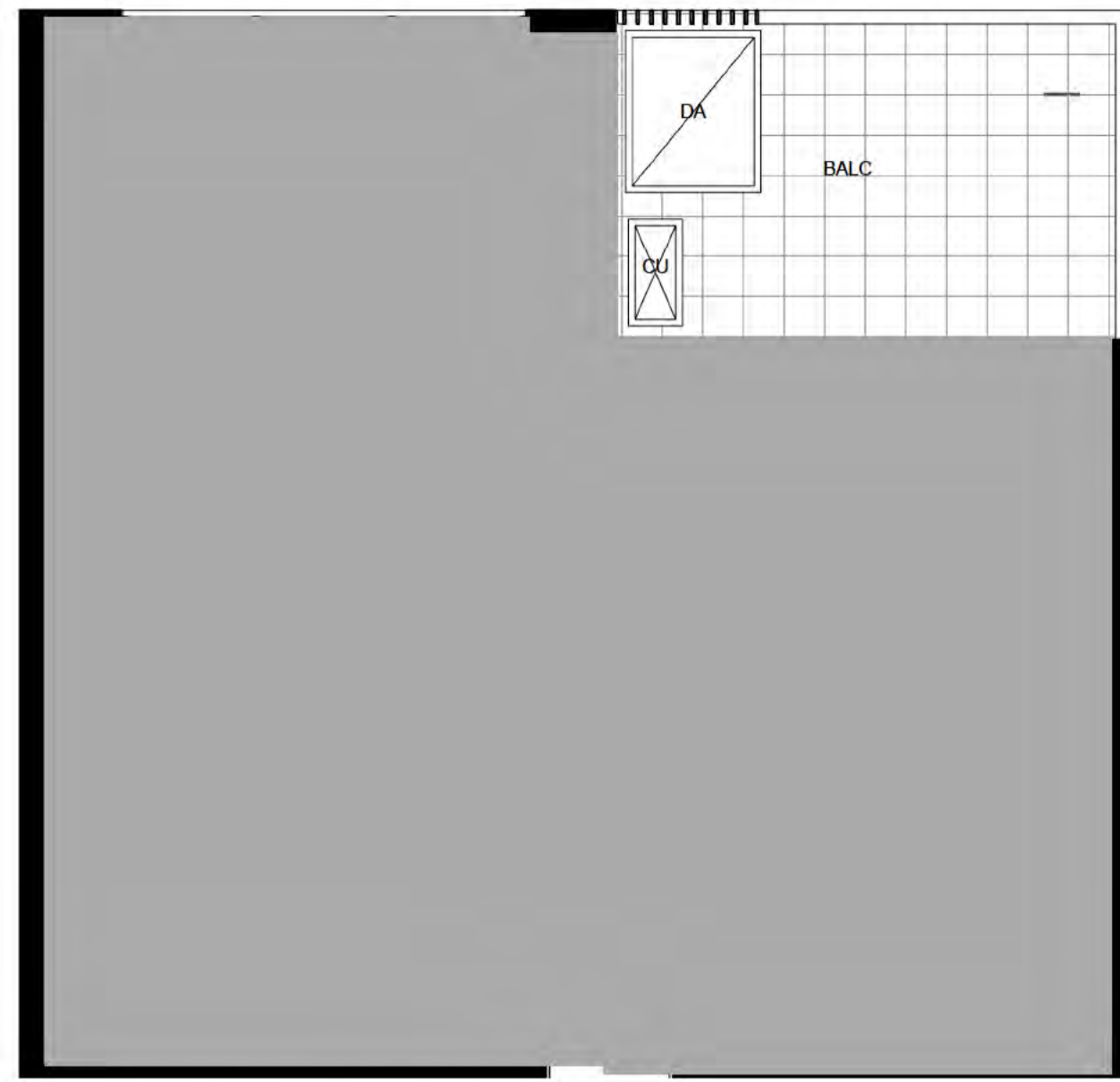
GENERAL NOTES.
Living/Dining
 Please ensure a telephone point is adjacent a GPO. Ensure Illumination level of min. 300 lux provided.

Kitchen
 Ensure heights and provisions of kitchen facilities are in accordance with AS4299 - 1995

Bathroom
 Fixtures and fittings within bathroom to comply with AS1428.1 and AS4299. Flooring to bathroom to comply with HB197 and AS3740

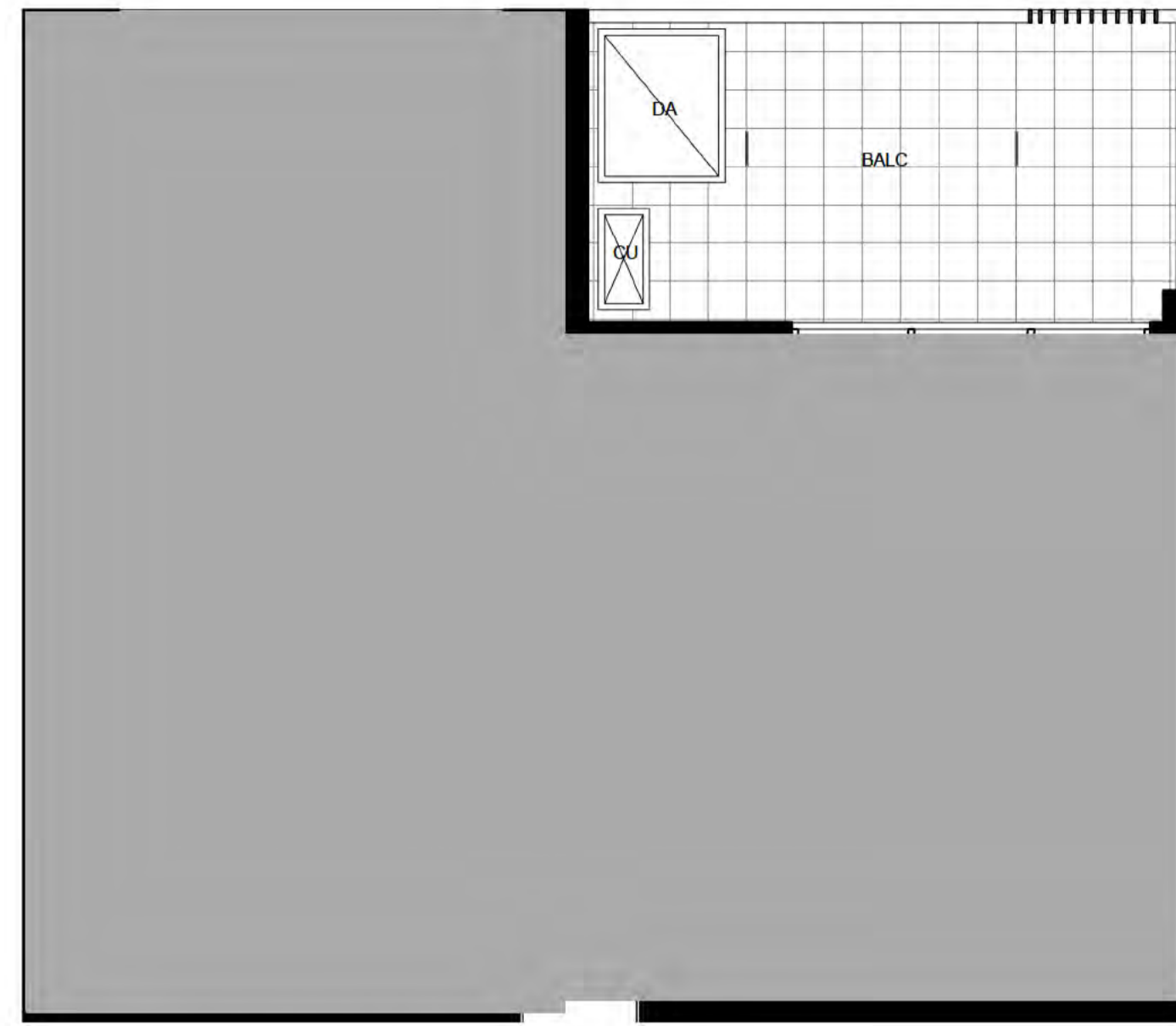
Laundry
 Ensure a double GPO is provided.

ADDITIONAL INFORMATION	DATE
1. BUILDING HEIGHT REDUCED BY 5 LEVELS	11.09.15
2. SCHEDULES UPDATED TO SHOW NEW FLOORPLANS SETBACKS LAYOUT ON TOWERS A & B	15.09.15
3. TOWER C CAP AMENDED	22.09.15
4. BUILDING A & B PODIUMS COMBINED	14.10.15
5. UNIT TYPES & LANDSCAPING REFINED	18.11.15
6. PODIUM SETBACK FROM NORTH BOUNDARY INCREASED. UNIT TYPES & LANDSCAPING REFINED	05.02.16



1 BUILDING B - 1 BED TYPE A*
1:50

UNIT AREA: 54m²
BALCONY AREA: 8m²
NUMBER OF UNITS: 5
MIRRORED (TYPE AA): 3



2 BUILDING B - 1 BED TYPE D*
1:50

UNIT AREA: 59m²
BALCONY AREA: 11m²
NUMBER OF UNITS: 5



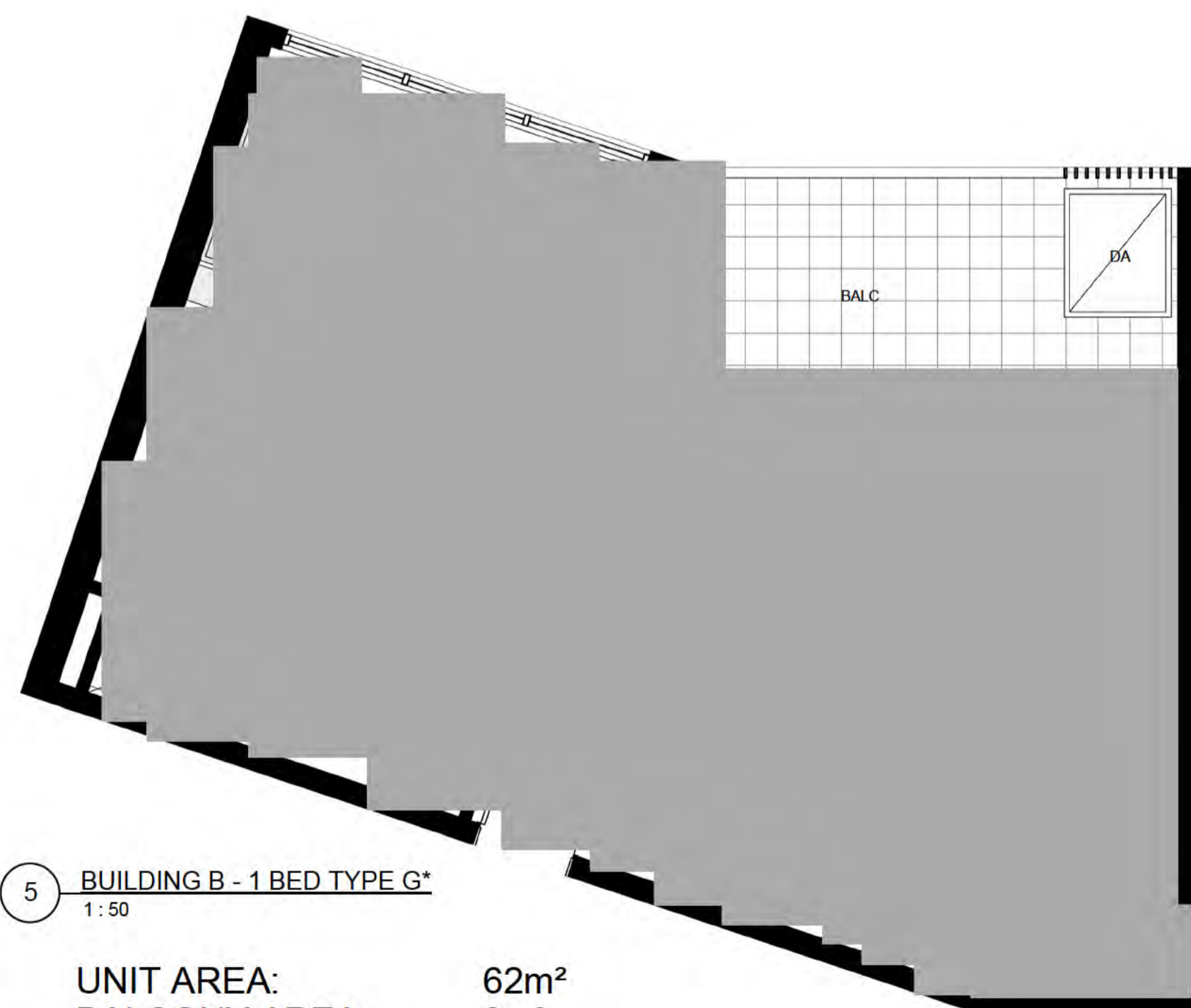
3 BUILDING B - 1 BED TYPE E*
1:50

UNIT AREA: 57m²
BALCONY AREA: 9m²
NUMBER OF UNITS: 2



4 BUILDING B - 1 BED TYPE F*
1:50

UNIT AREA: 44m²
BALCONY AREA: 8m²
NUMBER OF UNITS: 3

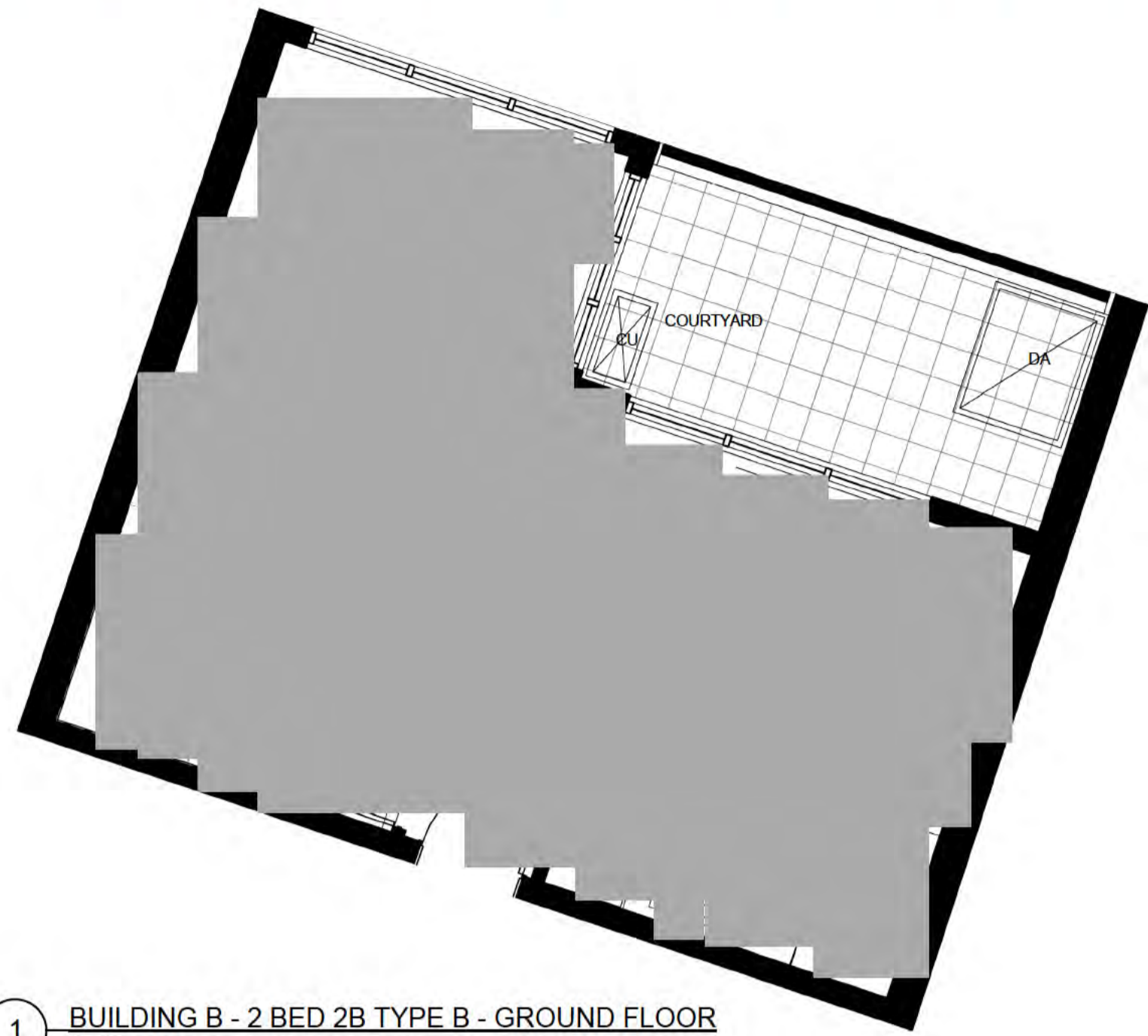


5 BUILDING B - 1 BED TYPE G*
1:50

UNIT AREA: 62m²
BALCONY AREA: 9m²
NUMBER OF UNITS: 3


DA AMENDMENTS	
A	BUILDING A & B PODIUM LEVELS COMBINED - REVISED LANDSCAPING
B	BUILDING A & B PODIUMS COMBINED. REVISED RESIDENTIAL, RETAIL, AMENITIES AND PARKING ON GROUND FLOOR.
C	PARKING NUMBERS CHANGED. OVERALL AN ADDITIONAL 10 SPACES PROVIDED
D	BUILDING A & B PODIUM LEVELS COMBINED & TOWER UNITS MODIFIED - REVISED GFA
E	BUILDING A & B PODIUM LEVELS COMBINED - REVISED RESIDENTIAL & CAR PARKING
F	REVISED BUILDING A & B TOWER LEVEL UNITS
G	BUILDING A & B PODIUM LEVELS COMBINED - REVISED ELEVATION TREATMENT
H	BUILDING A BASEMENT LEVELS DELETED
I	REVISED PODIUM UNIT LAYOUTS FOR BUILDINGS A&B
J	BUILDING B BASEMENT REVISED
K	UNIT MAKE UP REVISED
L	ADAPTABLE UNIT PLANS REVISED

- ADAPTABLE PARKING
- BICYCLE PARKING
- STORAGE AREA 2400mm x 900mm
- VISITOR PARKING
- CAR PARK MIRRORS
- DRYING AREA
- CONDENSOR UNITS
- SITE BOUNDARY

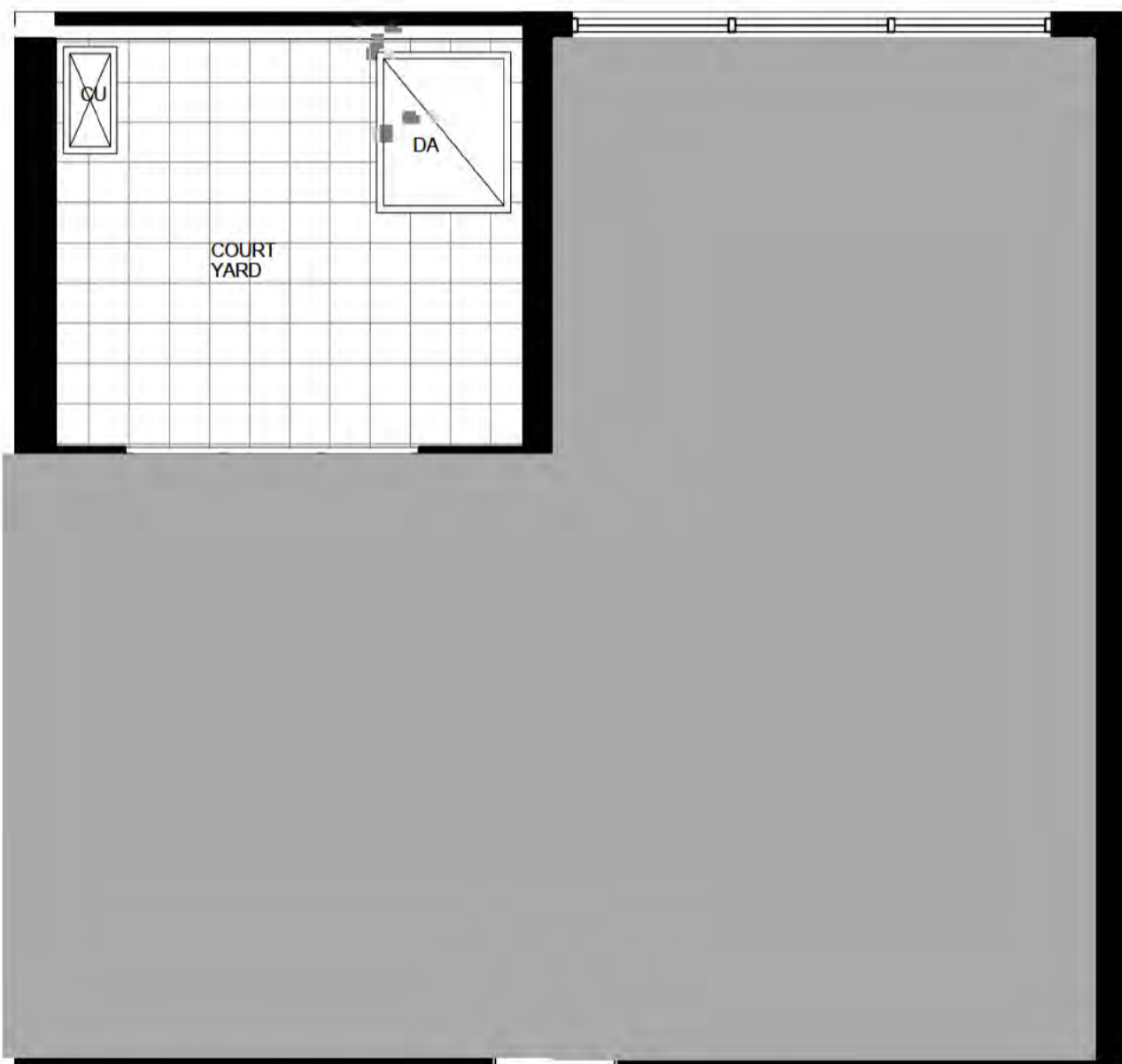


1 BUILDING B - 2 BED 2B TYPE B - GROUND FLOOR
1:50

UNIT AREA: 112m²
 COURTYARD AREA: 9m²
 NUMBER OF UNITS: 1

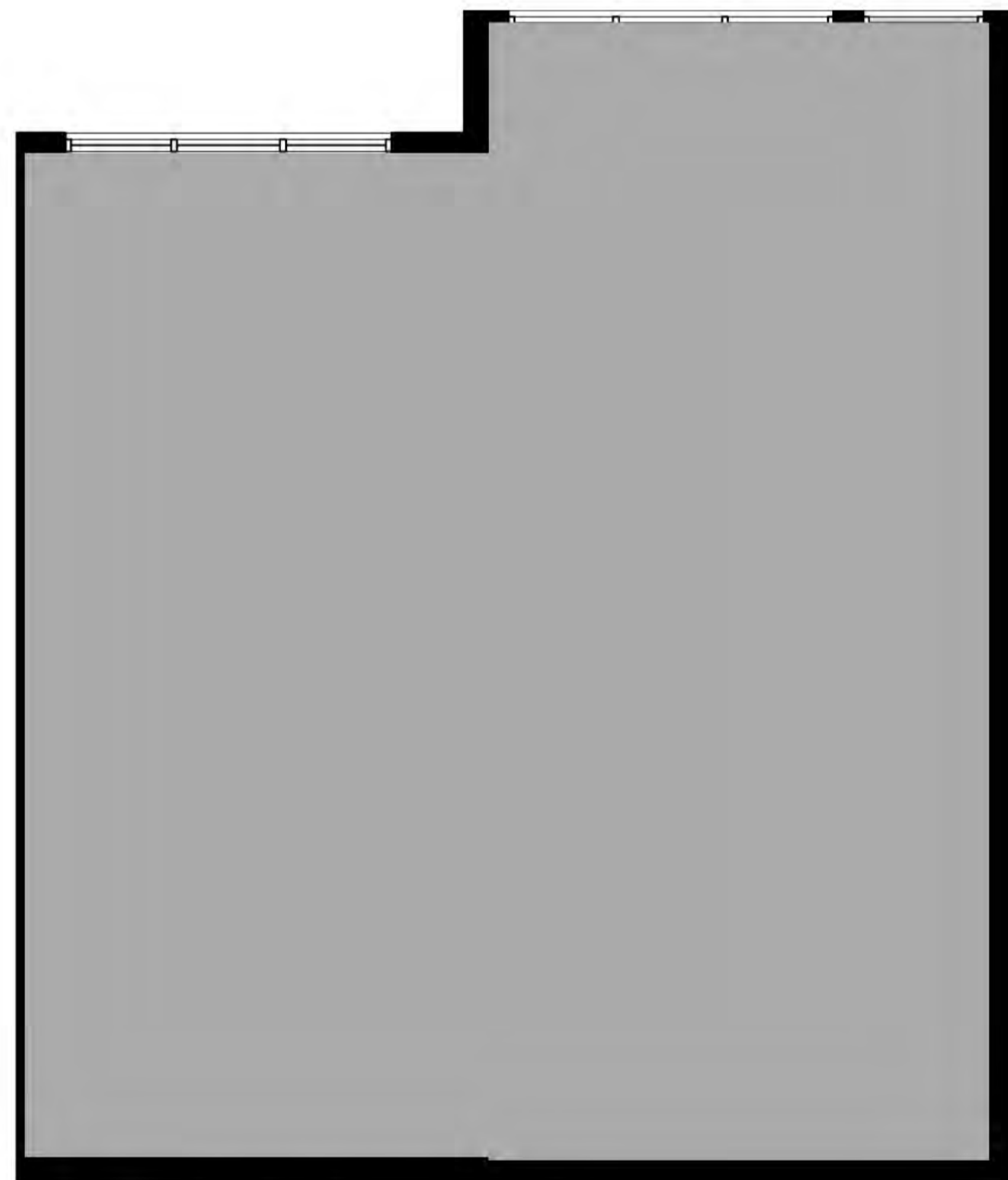


2 BUILDING B - 2 BED 2B TYPE B - LEVEL 1
1:50



3 BUILDING B - 3 BED 2B TYPE A - GROUND FLOOR
1:50

UNIT AREA: 124m²
 COURTYARD AREA: 10m²
 NUMBER OF UNITS: 1
 MIRRORED (TYPE AA): 1



4 BUILDING B - 3 BED 2B TYPE A - LEVEL 1
1:50

DA AMENDMENTS	
A	BUILDING A & B PODIUM LEVELS COMBINED - REVISED LANDSCAPING
B	BUILDING A & B PODIUMS COMBINED, REVISED RESIDENTIAL, RETAIL, AMENITIES AND PARKING ON GROUND FLOOR
C	PARKING NUMBERS CHANGED - OVERALL AN ADDITIONAL 10 SPACES PROVIDED
D	BUILDING A & B PODIUM LEVELS COMBINED & TOWER UNITS MODIFIED - REVISED GFA
E	BUILDING A & B PODIUM LEVELS COMBINED - REVISED RESIDENTIAL & CAR PARKING
F	REVISED BUILDING A & B TOWER LEVEL UNITS
G	BUILDING A & B PODIUM LEVELS COMBINED - REVISED ELEVATION TREATMENT
H	BUILDING A BASEMENT LEVELS DELETED
I	REVISED PODIUM UNIT LAYOUTS FOR BUILDINGS A&B
J	BUILDING B BASEMENT REVISED
K	UNIT MAKE UP REVISED
L	ADAPTABLE UNIT PLANS REVISED

- ADAPTABLE PARKING
- BICYCLE PARKING
- STORAGE AREA 2400mm x 900mm
- VISITOR PARKING
- CAR PARK MIRRORS
- DRYING AREA
- CONDENSOR UNITS
- SITE BOUNDARY

NOT TO BE USED FOR CONSTRUCTION

0 0.5 1 1.5 2 2.5m Scale 1:50 @ A1

revision E date 09.02.16 project 4188

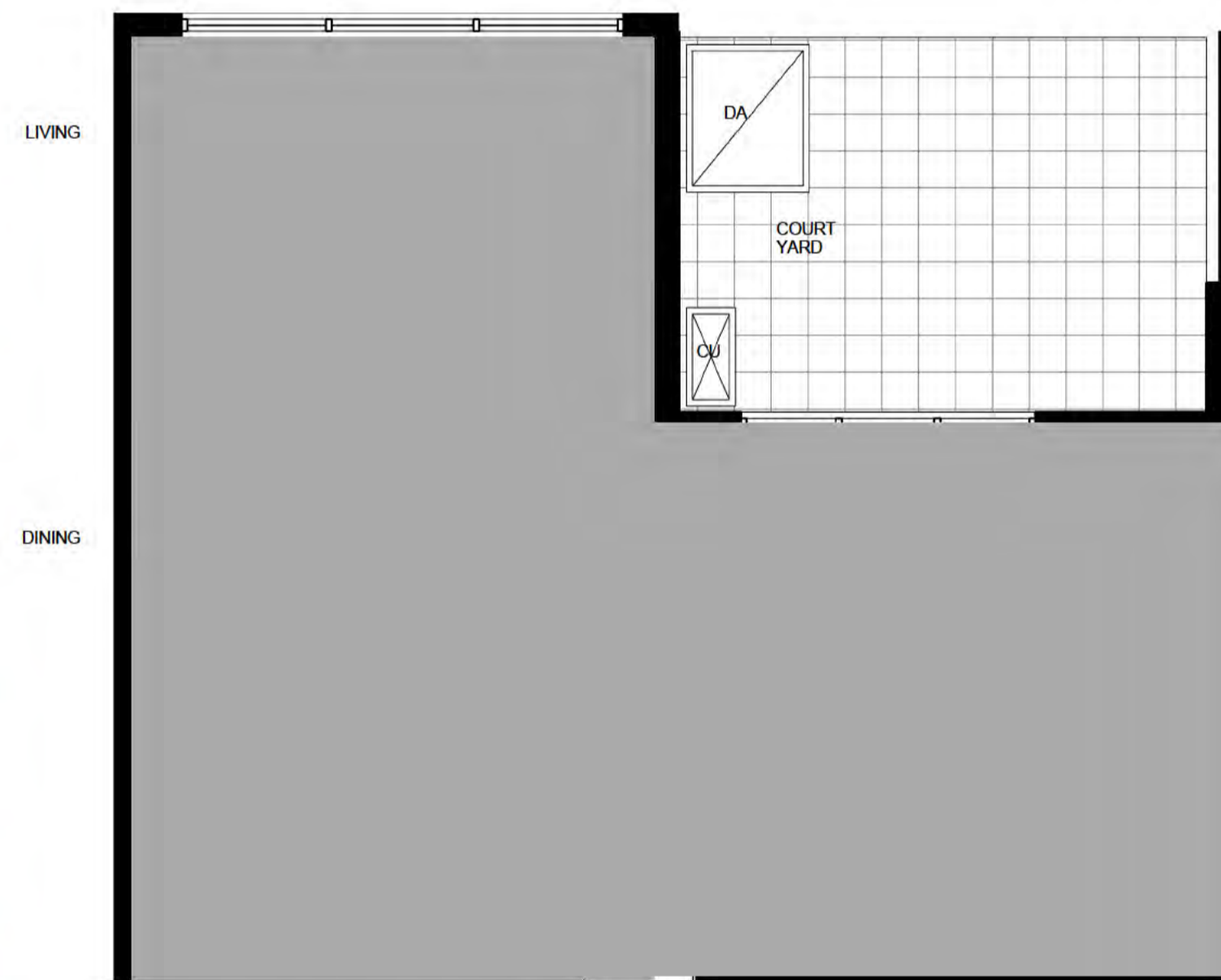


1 BUILDING B - 3 BED 2B TYPE B - GROUND FLOOR
1:50

UNIT AREA: 157m²
BALCONY AREA: 9m²
NUMBER OF UNITS: 1



2 BUILDING B - 3 BED 2B TYPE B - LEVEL 1
1:50



3 BUILDING B - 3 BED 2B TYPE C - GROUND FLOOR
1:50

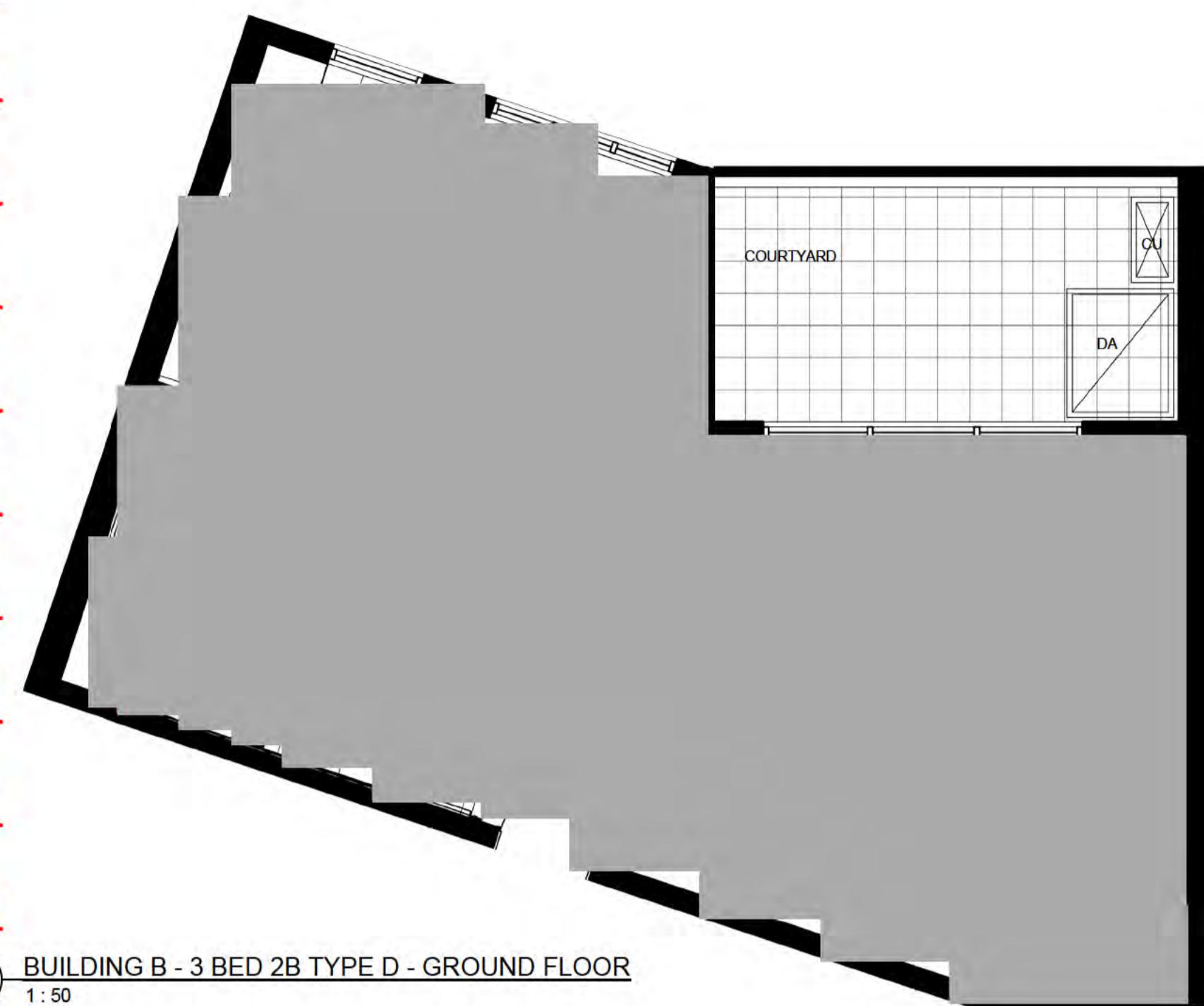
UNIT AREA: 138m²
BALCONY AREA: 9m²
NUMBER OF UNITS: 13



4 BUILDING B - 3 BED 2B TYPE C - LEVEL 1
1:50

DA AMEDMENTS	
A	BUILDING A & B PODIUM LEVELS COMBINED - REVISED LANDSCAPING
B	BUILDING A & B PODIUMS COMBINED - REVISED RESIDENTIAL, RETAIL, AMENITIES AND PARKING ON GROUND FLOOR
C	PARKING NUMBERS CHANGED - OVERALL AN ADDITIONAL 10 SPACES PROVIDED
D	BUILDING A & B PODIUM LEVELS COMBINED & TOWER UNITS MODIFIED - REVISED GFA
E	BUILDING A & B PODIUM LEVELS COMBINED - REVISED RESIDENTIAL & CAR PARKING
F	REVISED BUILDING A & B TOWER LEVEL UNITS
G	BUILDING A & B PODIUM LEVELS COMBINED - REVISED ELEVATION TREATMENT
H	BUILDING A BASEMENT LEVELS DELETED
I	REVISED PODIUM UNIT LAYOUTS FOR BUILDINGS A&B
J	BUILDING B BASEMENT REVISED
K	UNIT MAKE UP REVISED
L	ADAPTABLE UNIT PLANS REVISED

- ADAPTABLE PARKING
- BICYCLE PARKING
- STORAGE AREA 2400mm x 600mm
- VISITOR PARKING
- CAR PARK MIRRORS
- DRYING AREA
- CONDENSOR UNITS
- SITE BOUNDARY



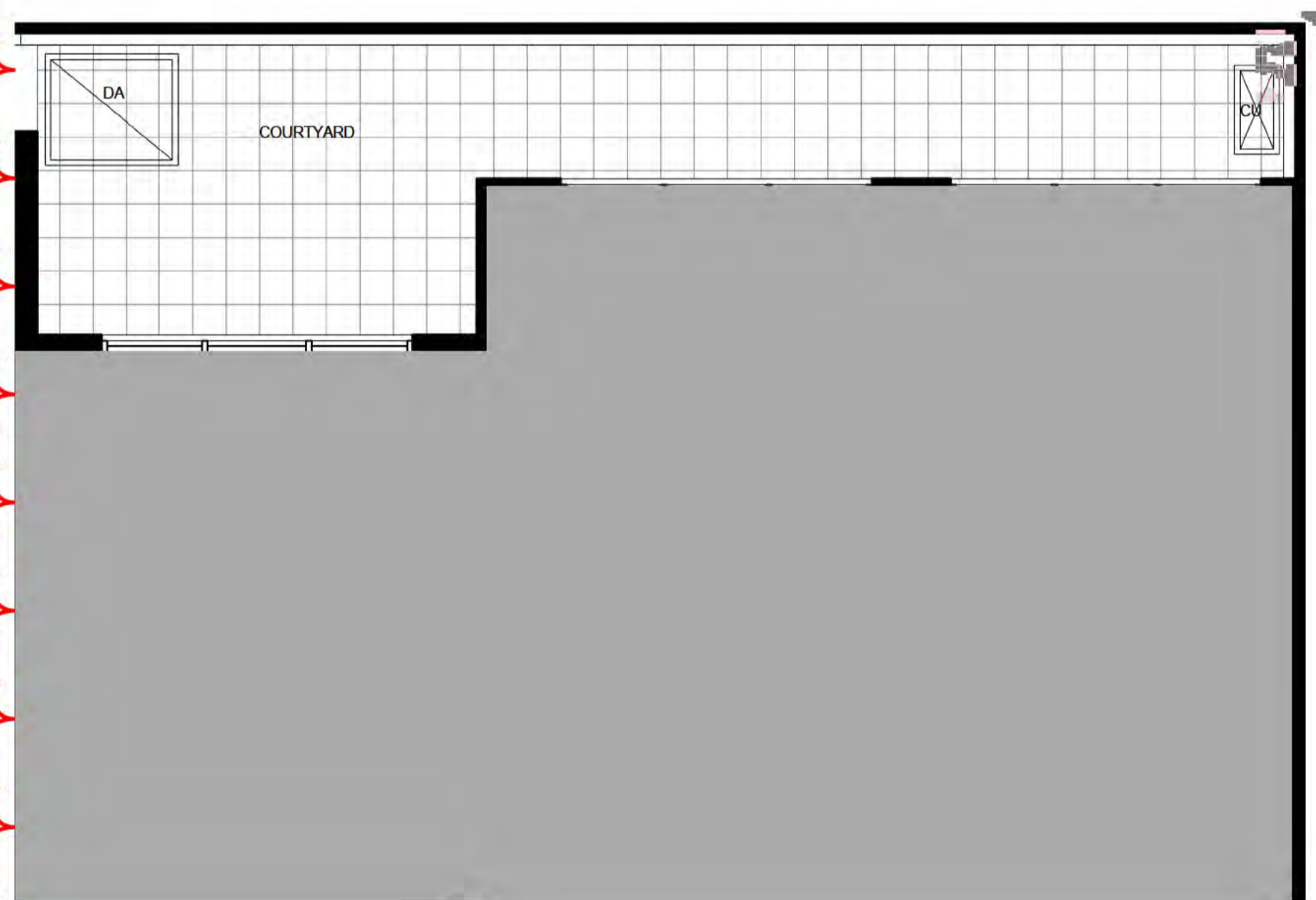
DA AMENDMENTS	
A	BUILDING A & B PODIUM LEVELS COMBINED - REVISED LANDSCAPING
B	BUILDING A & B PODIUMS COMBINED. REVISED RESIDENTIAL, RETAIL, AMENITIES AND PARKING ON GROUND FLOOR
C	PARKING NUMBERS CHANGED: OVERALL AN ADDITIONAL 10 SPACES PROVIDED
D	BUILDING A & B PODIUM LEVELS COMBINED & TOWER UNITS MODIFIED - REVISED OFA
E	BUILDING A & B PODIUM LEVELS COMBINED - REVISED RESIDENTIAL & CAR PARKING
F	REVISED BUILDING A & B TOWER LEVEL UNITS
G	BUILDING A & B PODIUM LEVELS COMBINED - REVISED ELEVATION TREATMENT
H	BUILDING A BASEMENT LEVELS DELETED
I	REVISED PODIUM UNIT LAYOUTS FOR BUILDINGS A&B
J	BUILDING B BASEMENT REVISED
K	UNIT MAKE UP REVISED
L	ADAPTABLE UNIT PLANS REVISED

- ADAPTABLE PARKING
- BICYCLE PARKING
- STORAGE AREA 2400mm x 600mm
- VISITOR PARKING
- CAR PARK MIRRORS
- DRYING AREA
- CONDENSOR UNITS
- SITE BOUNDARY

1 BUILDING B - 3 BED 2B TYPE D - GROUND FLOOR
1:50

2 BUILDING B - 3 BED 2B TYPE D - LEVEL 1
1:50

UNIT AREA: 138m²
BALCONY AREA: 25m²
NUMBER OF UNITS: 1



4 BUILDING B - 3 BED 3B TYPE B - GROUND FLOOR
1:50

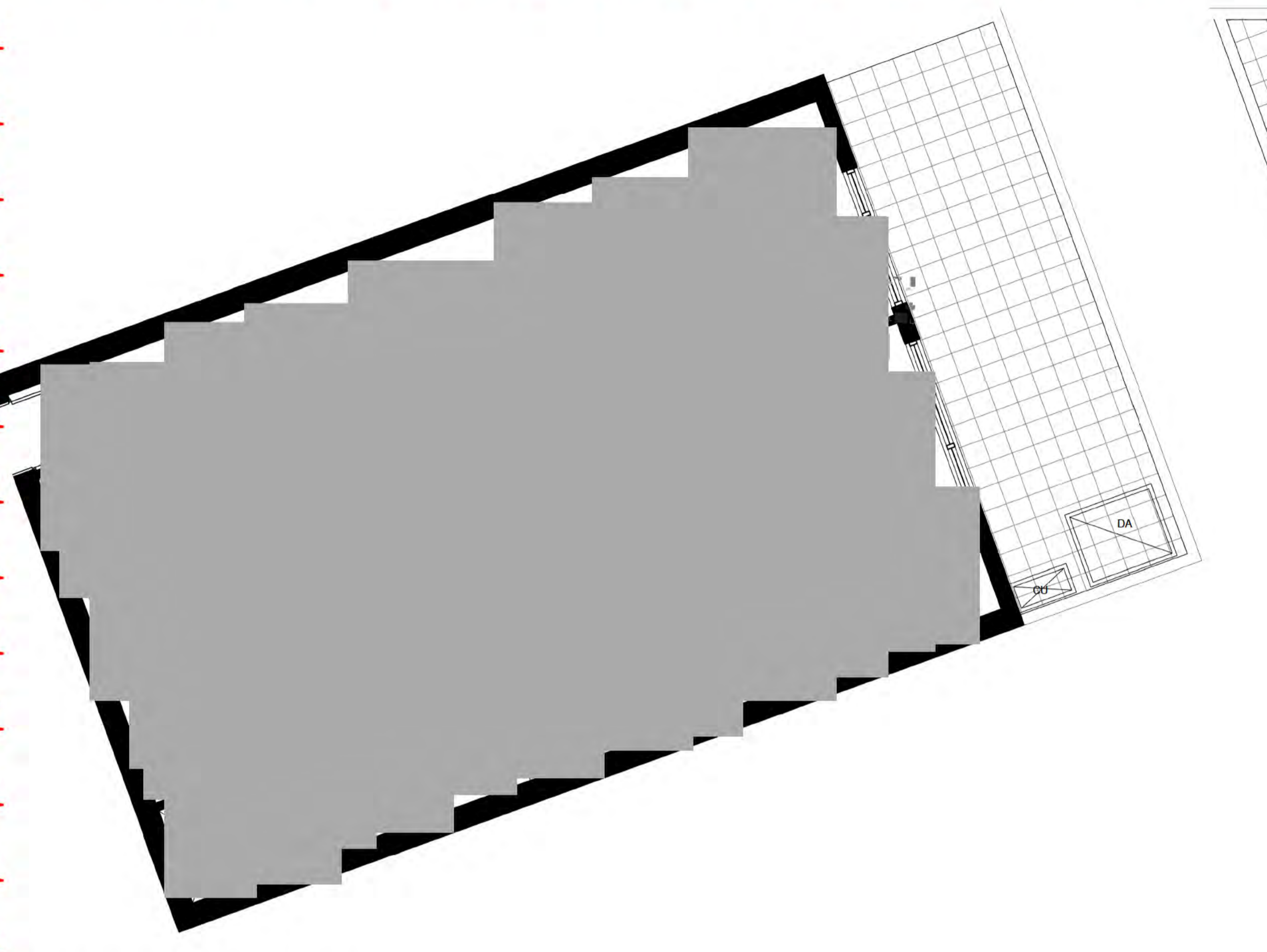
3 BUILDING B - 3 BED 3B TYPE B - LEVEL 1
1:50

UNIT AREA: 193m²
BALCONY AREA: 19m²
NUMBER OF UNITS: 1



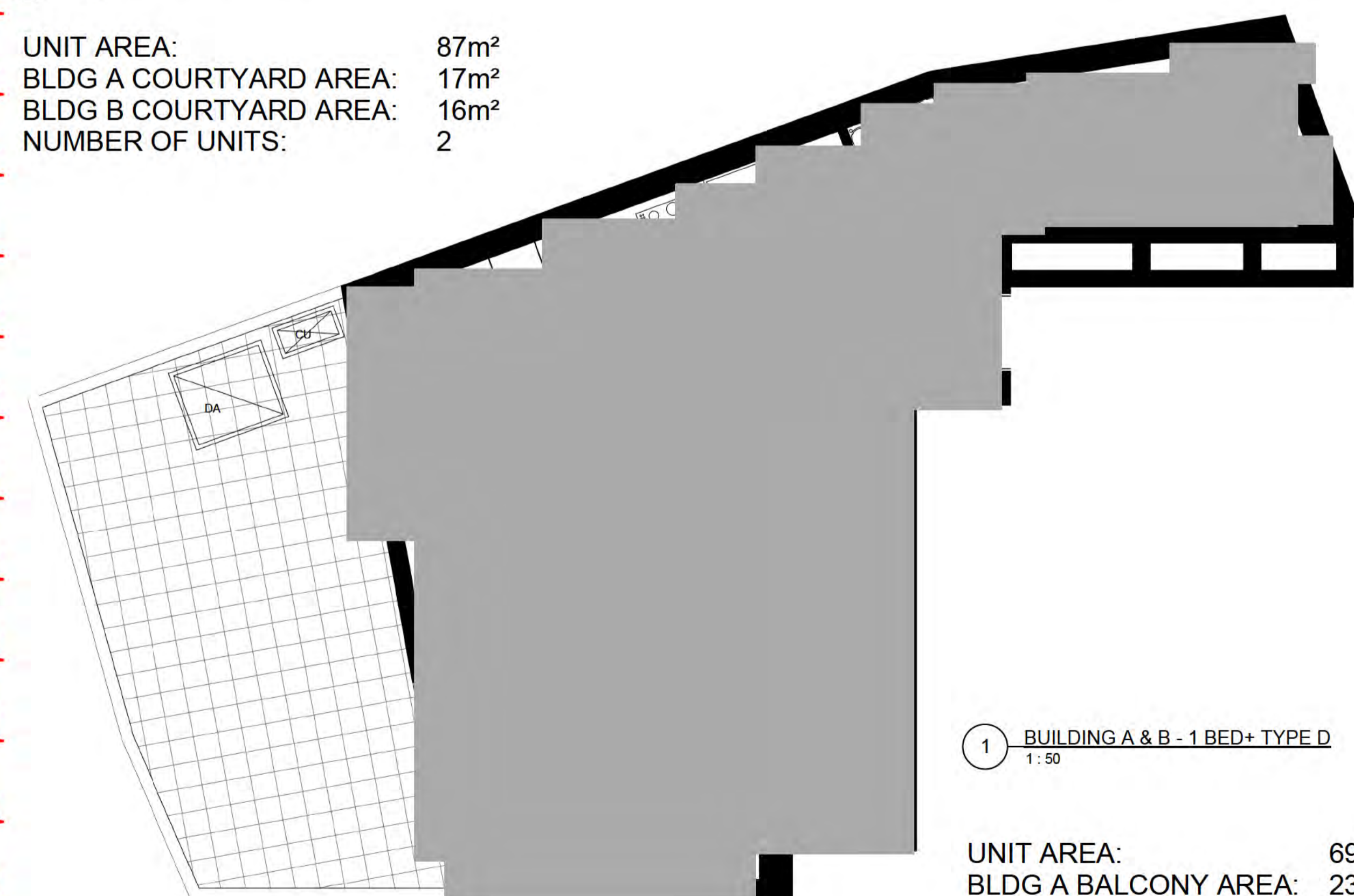
A

DA AMENDMENTS	
A	BUILDING A & B PODIUM LEVELS COMBINED - REVISED LANDSCAPING
B	BUILDING A & B PODIUMS COMBINED - REVISED RESIDENTIAL RETAIL AMENITIES AND PARKING ON GROUND FLOOR
C	PARKING NUMBERS CHANGED - OVERALL AN ADDITIONAL 10 SPACES PROVIDED
D	BUILDING A & B PODIUM LEVELS COMBINED & TOWER UNITS MODIFIED - REVISED GFA
E	BUILDING A & B PODIUM LEVELS COMBINED - REVISED RESIDENTIAL & CAR PARKING
F	REVISED BUILDING A & B TOWER LEVEL UNITS
G	BUILDING A & B PODIUM LEVELS COMBINED - REVISED ELEVATION TREATMENT
H	BUILDING A BASEMENT LEVELS DELETED
I	REVISED PODIUM UNIT LAYOUTS FOR BUILDINGS A&B
J	BUILDING B BASEMENT REVISED
K	UNIT MAKE UP REVISED
L	ADAPTABLE UNIT PLANS REVISED



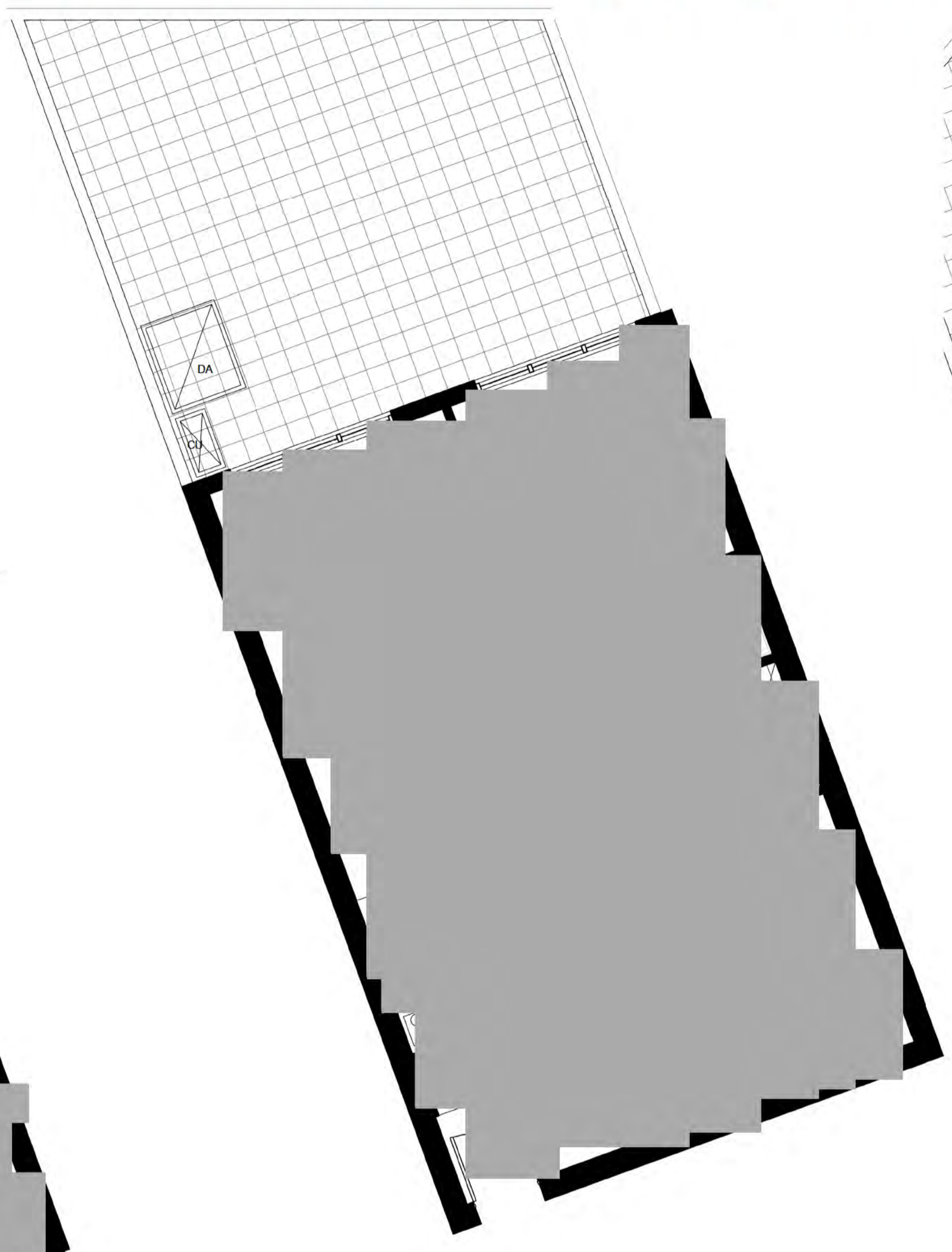
4 BUILDING A & B - 2 BED 2 B TYPE C
1:50

UNIT AREA: 87m²
 BLDG A COURTYARD AREA: 17m²
 BLDG B COURTYARD AREA: 16m²
 NUMBER OF UNITS: 2



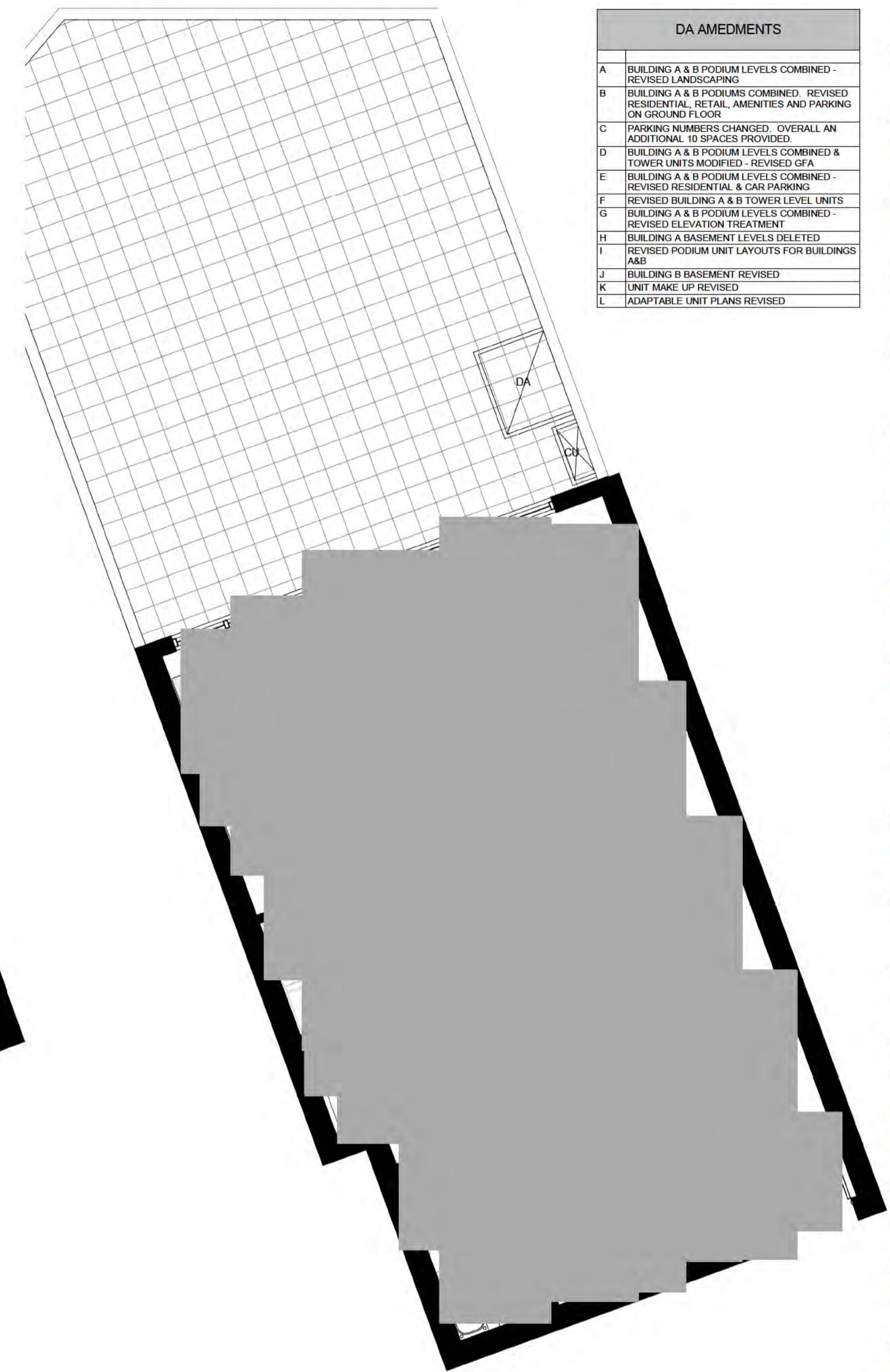
1 BUILDING A & B - 1 BED+ TYPE D
1:50

UNIT AREA: 69m²
 BLDG A BALCONY AREA: 23m²
 BLDG B BALCONY AREA: 31m²
 NUMBER OF UNITS: 2



3 BUILDING A & B - 1 BED+ TYPE B
1:50

UNIT AREA: 64m²
 BLDG A COURTYARD AREA: 32m²
 BLDG B COURTYARD AREA: 19m²
 BALCONY AREA: 11m²
 NUMBER OF UNITS: 32

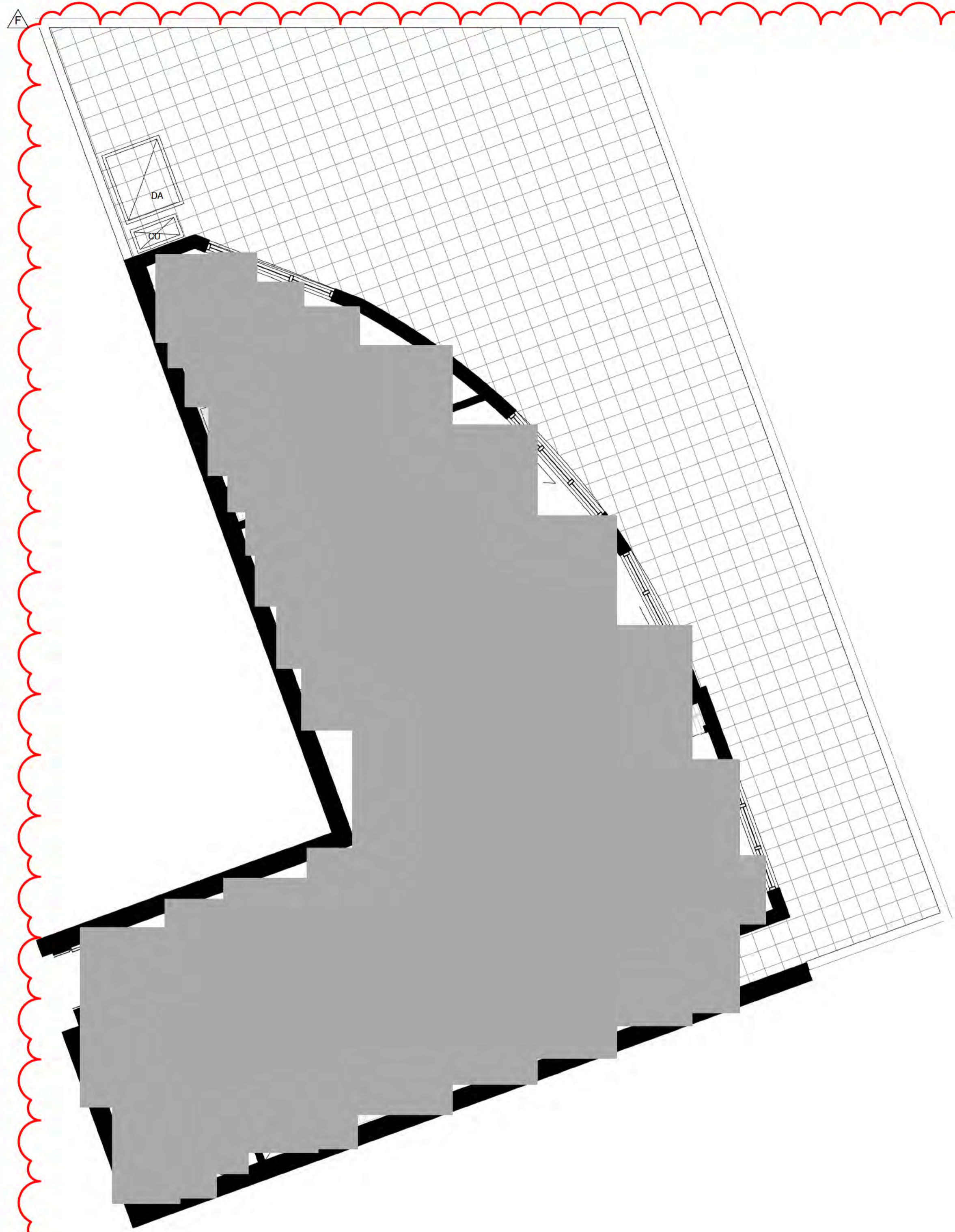


2 BUILDING A & B - 1 BED TYPE P
1:50

UNIT AREA: 62m²
 BLDG A COURTYARD AREA: 45m²
 BLDG B COURTYARD AREA: 32m²
 BALCONY AREA: 12m²
 NUMBER OF UNITS: 32

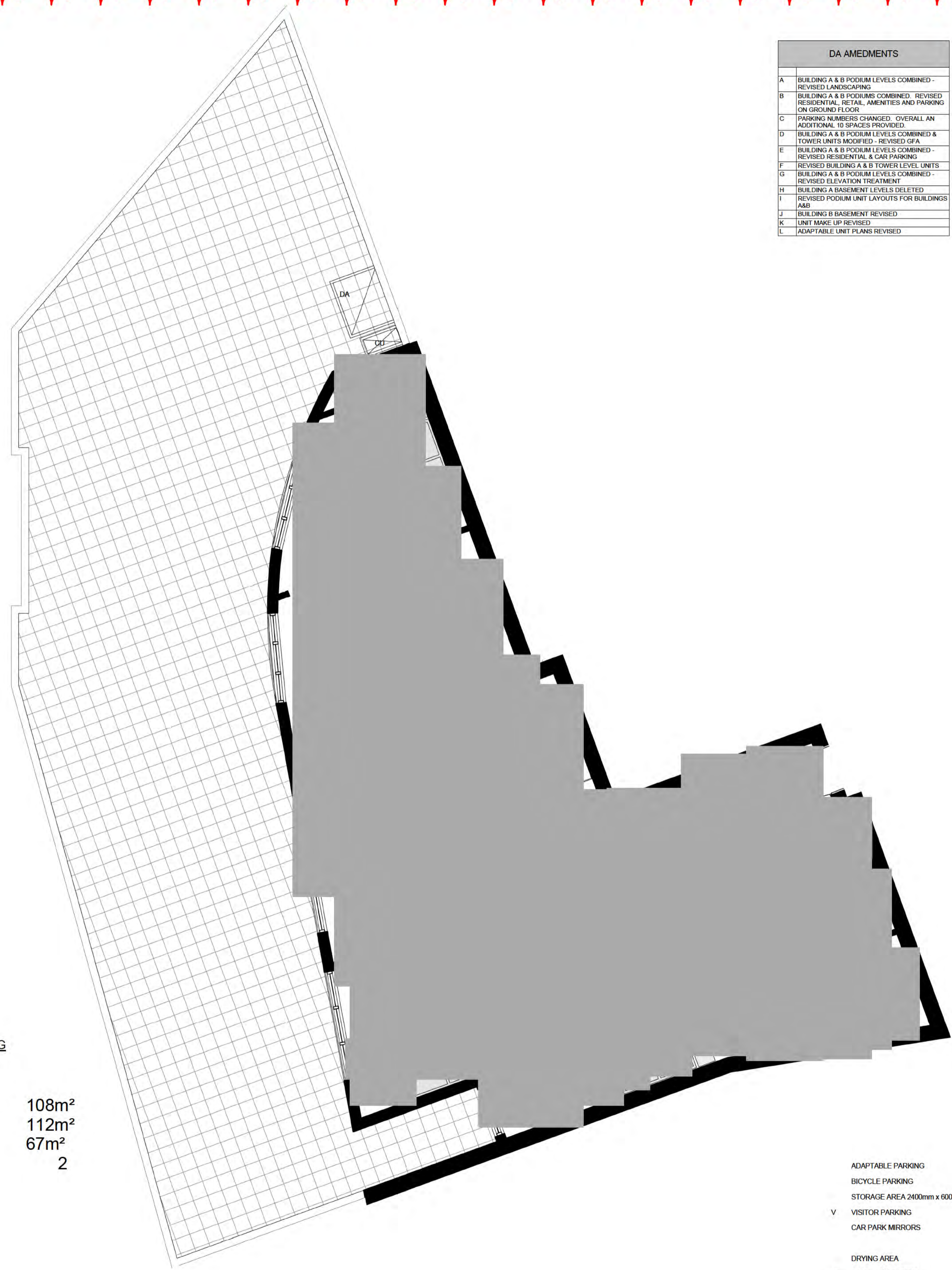
- ADAPTABLE PARKING
- BICYCLE PARKING
- STORAGE AREA 2400mm x 600mm
- VISITOR PARKING
- CAR PARK MIRRORS
- DRYING AREA
- CONDENSOR UNITS
- SITE BOUNDARY

NOT TO BE USED FOR CONSTRUCTION



1 BUILDING A & B - 3 BED 2 B TYPE F
1:50

UNIT AREA: 99m²
 BLDG A BALCONY AREA: 73m²
 BLDG B BALCONY AREA: 43m²
 NUMBER OF UNITS: 2



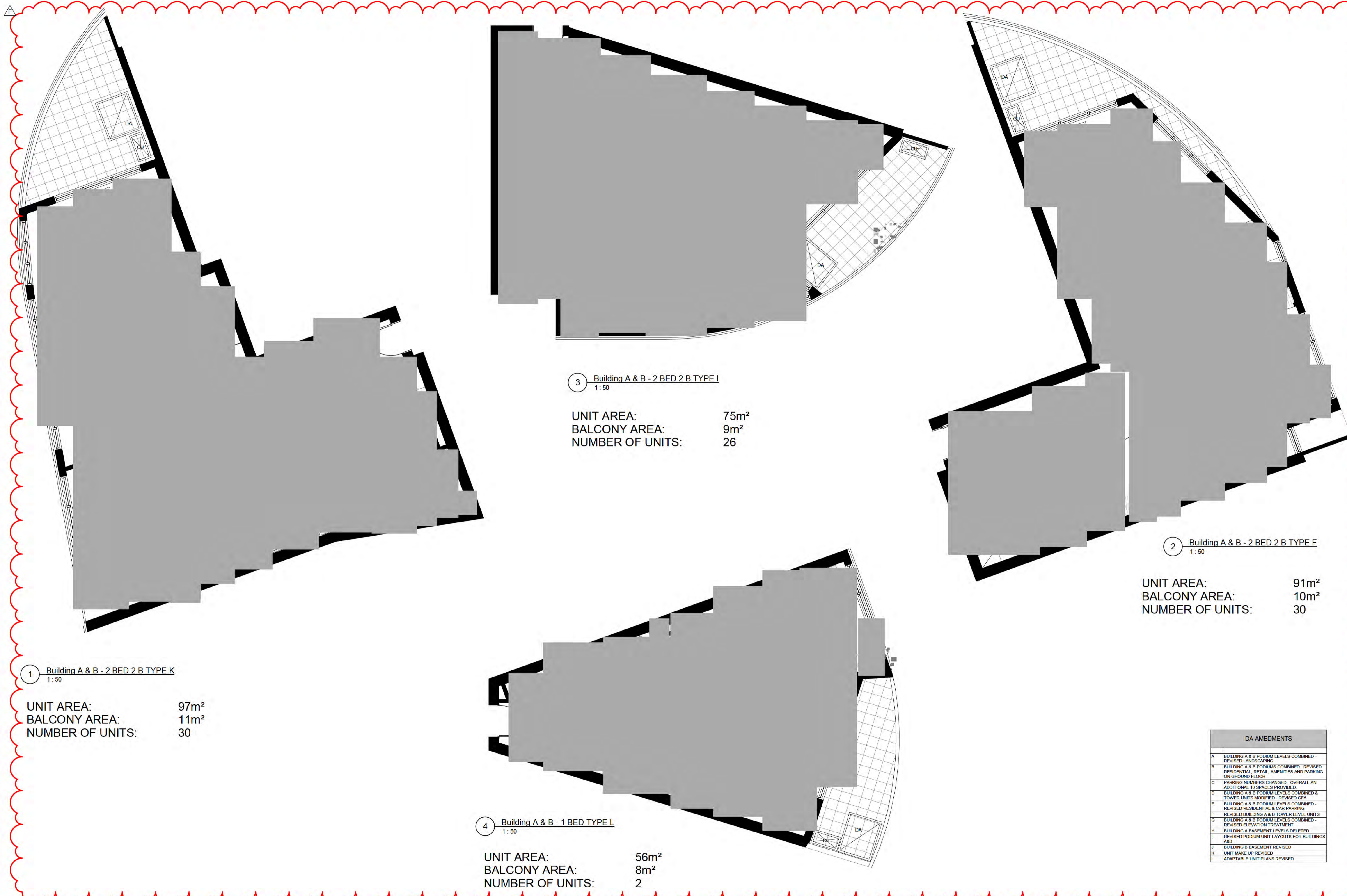
2 BUILDING A & B - 3 BED 2 B TYPE G
1:50

UNIT AREA: 108m²
 BLDG A BALCONY AREA: 112m²
 BLDG B BALCONY AREA: 67m²
 NUMBER OF UNITS: 2

DA AMEDMENTS	
A	BUILDING A & B PODIUM LEVELS COMBINED - REVISED LANDSCAPING
B	BUILDING A & B PODIUMS COMBINED - REVISED RESIDENTIAL, RETAIL, AMENITIES AND PARKING ON GROUND FLOOR
C	PARKING NUMBERS CHANGED - OVERALL AN ADDITIONAL 10 SPACES PROVIDED
D	BUILDING A & B PODIUM LEVELS COMBINED & TOWER UNITS MODIFIED - REVISED GFA
E	BUILDING A & B PODIUM LEVELS COMBINED - REVISED RESIDENTIAL & CAR PARKING
F	REVISED BUILDING A & B TOWER LEVEL UNITS
G	BUILDING A & B PODIUM LEVELS COMBINED - REVISED ELEVATION TREATMENT
H	BUILDING A BASEMENT LEVELS DELETED
I	REVISED PODIUM UNIT LAYOUTS FOR BUILDINGS A&B
J	BUILDING B BASEMENT REVISED
K	UNIT MAKE UP REVISED
L	ADAPTABLE UNIT PLANS REVISED

- ADAPTABLE PARKING
- BICYCLE PARKING
- STORAGE AREA 2400mm x 600mm
- V VISITOR PARKING
- CAR PARK MIRRORS

- DRYING AREA
- CONDENSOR UNITS
- SITE BOUNDARY



1 Building A & B - 2 BED 2 B TYPE K
1:50

UNIT AREA: 97m²
BALCONY AREA: 11m²
NUMBER OF UNITS: 30

3 Building A & B - 2 BED 2 B TYPE I
1:50

UNIT AREA: 75m²
BALCONY AREA: 9m²
NUMBER OF UNITS: 26

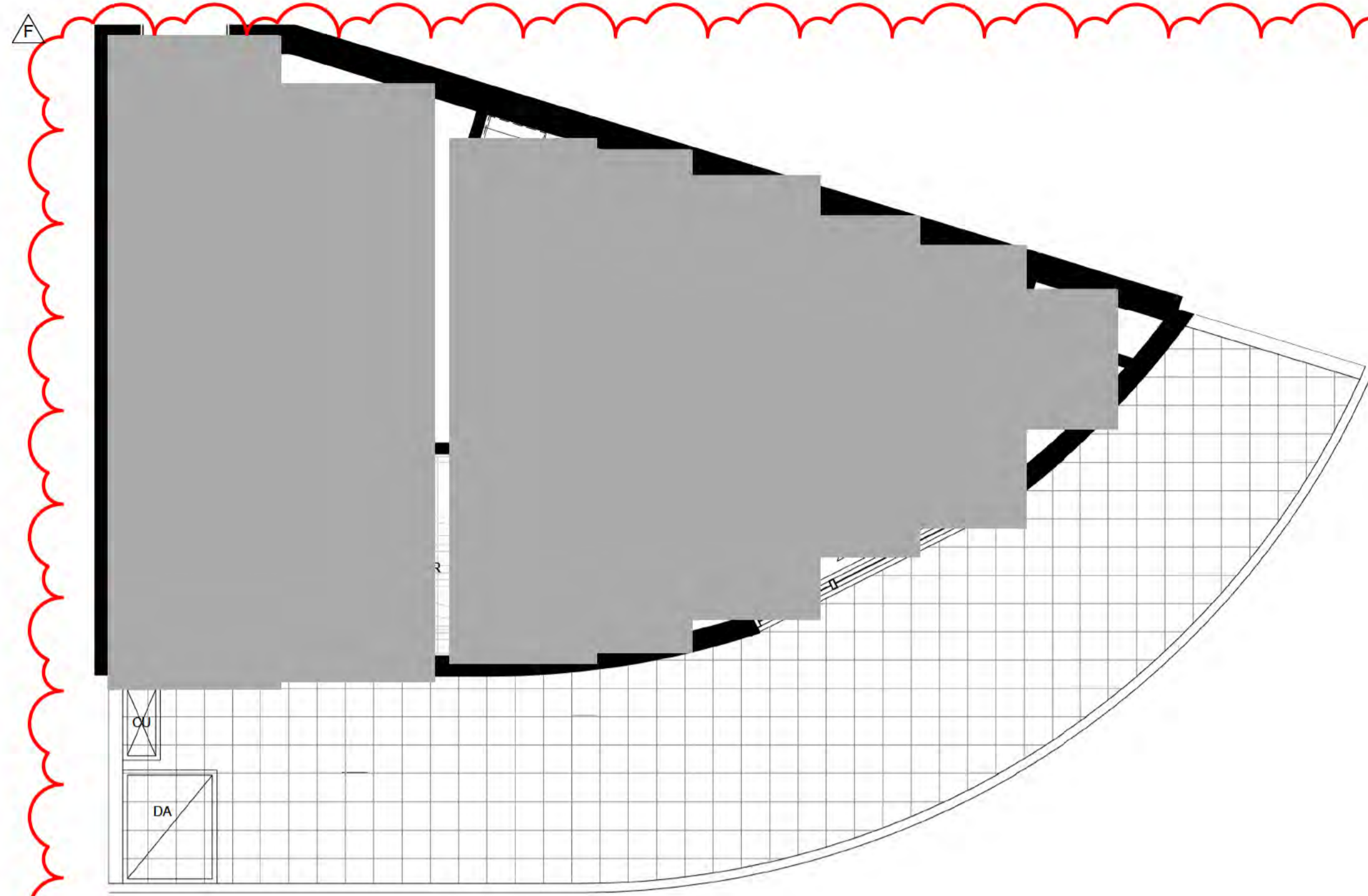
2 Building A & B - 2 BED 2 B TYPE F
1:50

UNIT AREA: 91m²
BALCONY AREA: 10m²
NUMBER OF UNITS: 30

4 Building A & B - 1 BED TYPE L
1:50

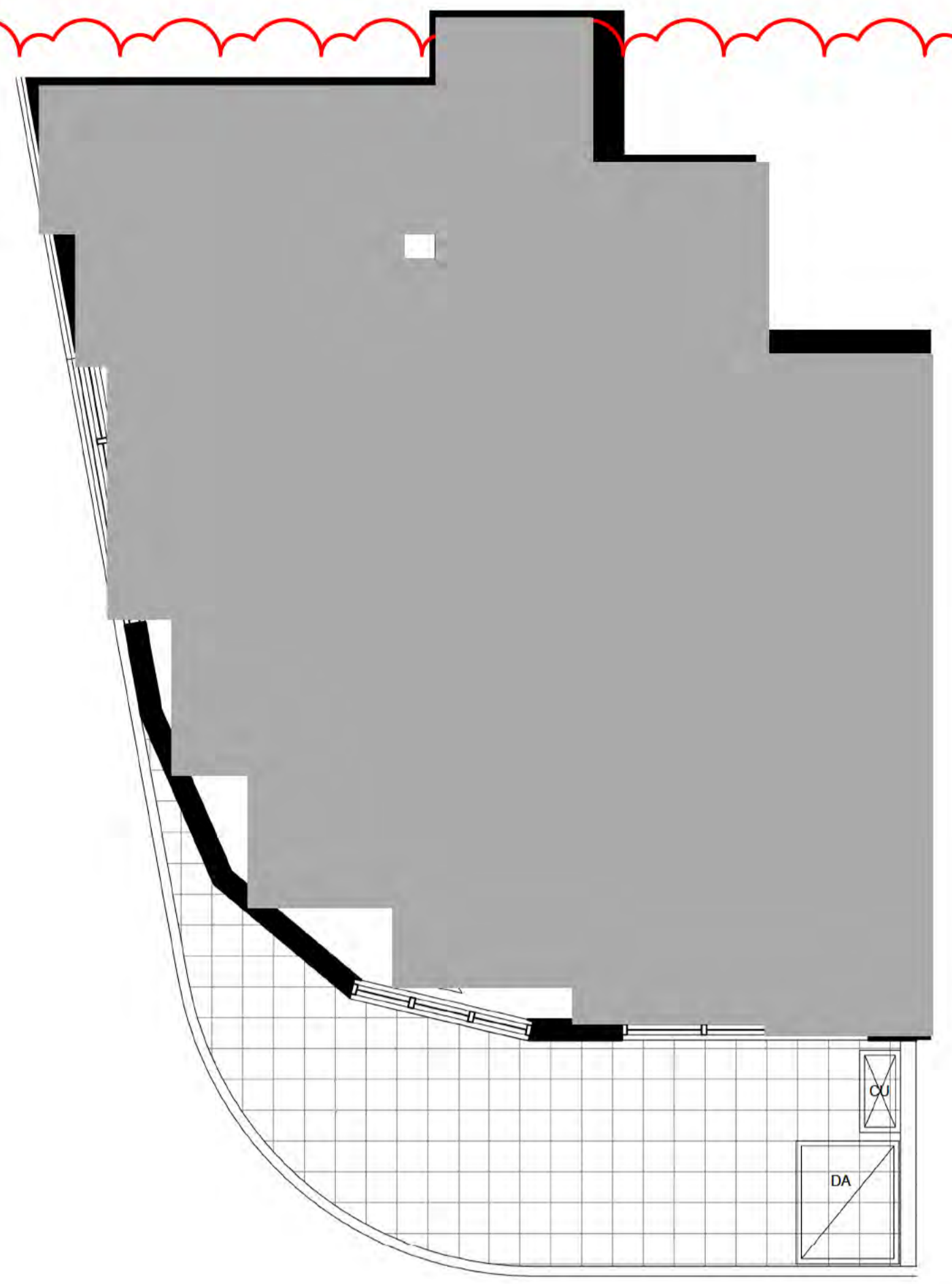
UNIT AREA: 56m²
BALCONY AREA: 8m²
NUMBER OF UNITS: 2

DA AMENDMENTS	
A	BUILDING A & B PODIUM LEVELS COMBINED - REVISED LANDSCAPING
B	BUILDING A & B PODIUMS COMBINED - REVISED RESIDENTIAL, RETAIL, AMENITIES AND PARKING ON GROUND FLOOR
C	PARKING NUMBERS CHANGED - OVERALL AN ADDITIONAL 10 SPACES PROVIDED
D	BUILDING A & B PODIUM LEVELS COMBINED & TOWER UNITS MODIFIED - REVISED GFA
E	BUILDING A & B PODIUM LEVELS COMBINED - REVISED RESIDENTIAL & CAR PARKING
F	REVISED BUILDING A & B TOWER LEVEL UNITS
G	BUILDING A & B PODIUM LEVELS COMBINED - REVISED ELEVATION TREATMENT
H	BUILDING A BASEMENT LEVELS DELETED
I	REVISED PODIUM UNIT LAYOUTS FOR BUILDINGS A&B
J	BUILDING B BASEMENT REVISED
K	UNIT MAKE UP REVISED
L	ADAPTABLE UNIT PLANS REVISED



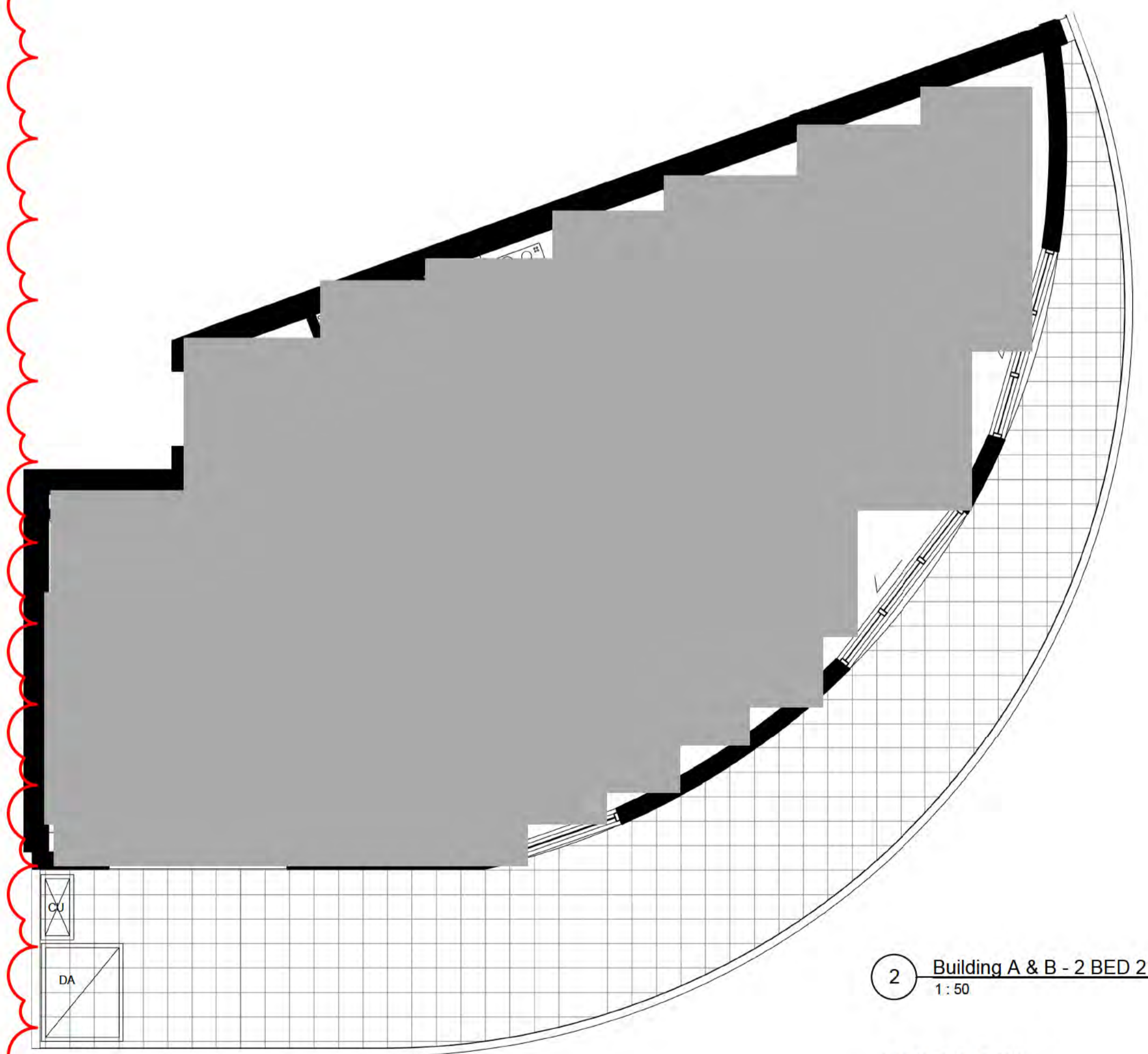
1 Building A & B - 1 BED TYPE M
1:50

UNIT AREA: 55m²
BALCONY AREA: 31m²
NUMBER OF UNITS: 2



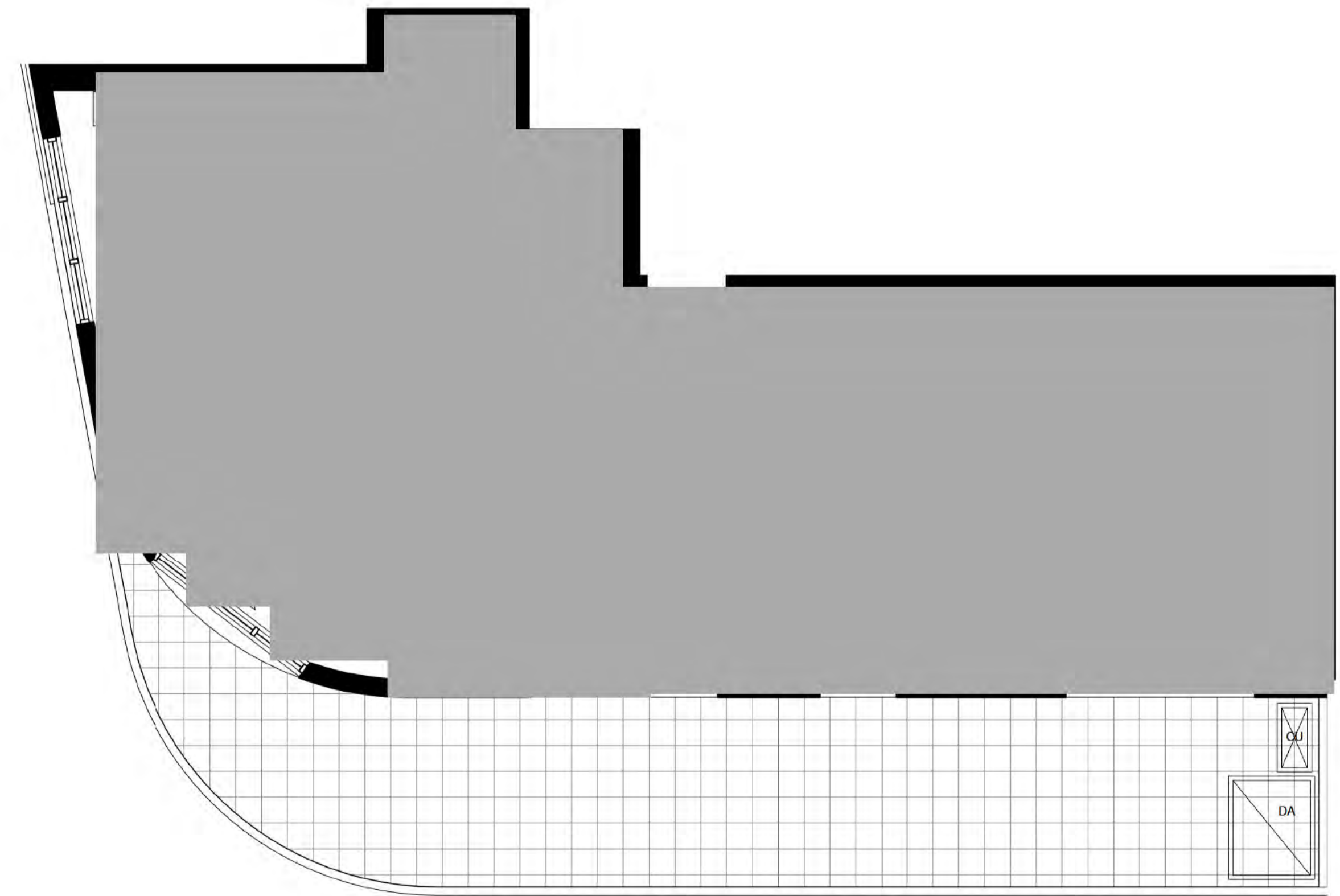
3 Building A & B - 1 BED TYPE O
1:50

UNIT AREA: 66m²
BALCONY AREA: 15m²
NUMBER OF UNITS: 2



2 Building A & B - 2 BED 2 B TYPE L
1:50

UNIT AREA: 83m²
BALCONY AREA: 34m²
NUMBER OF UNITS: 2

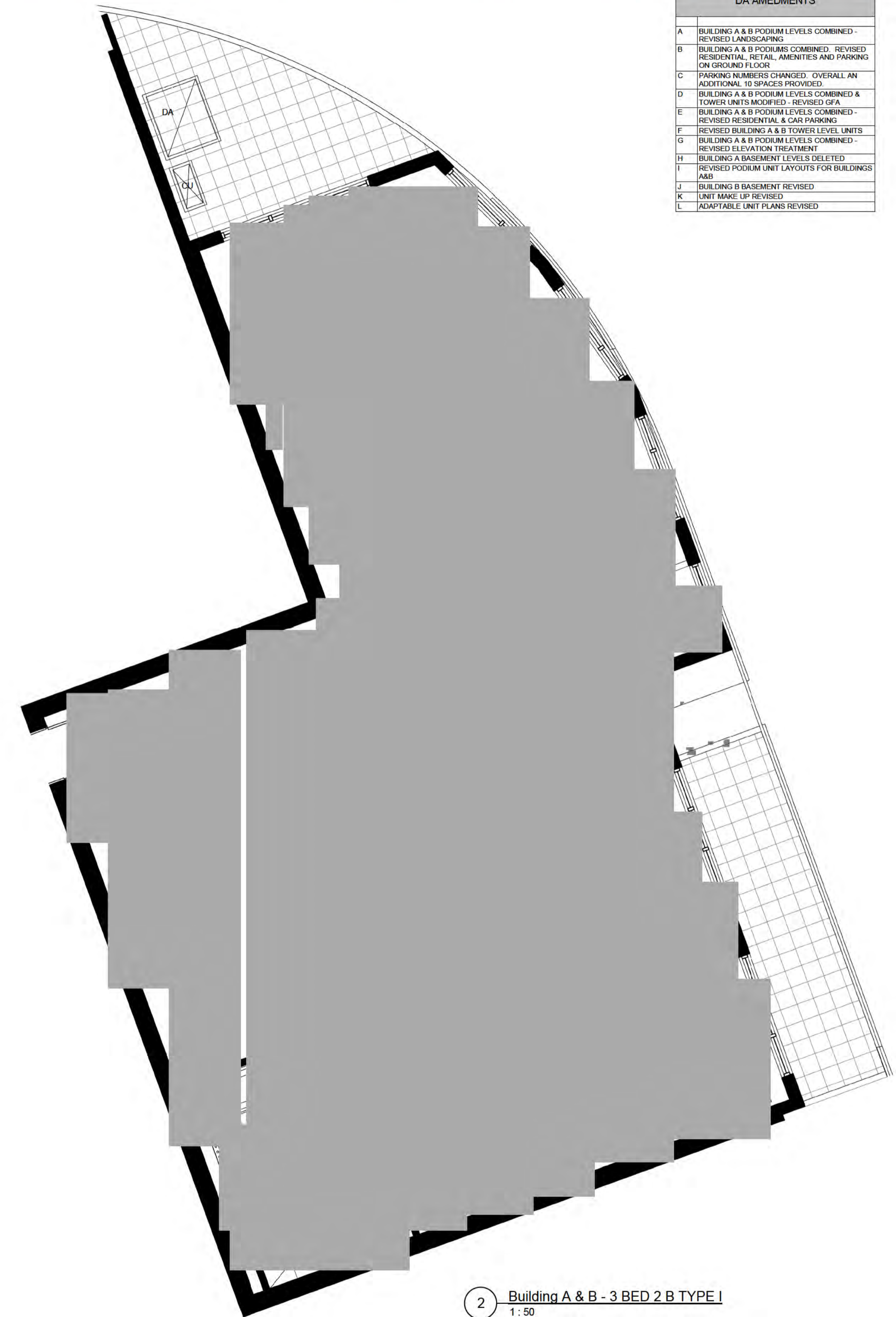


4 Building A & B - 2 BED 2 B TYPE M
1:50

UNIT AREA: 84m²
BALCONY AREA: 29m²
NUMBER OF UNITS: 2

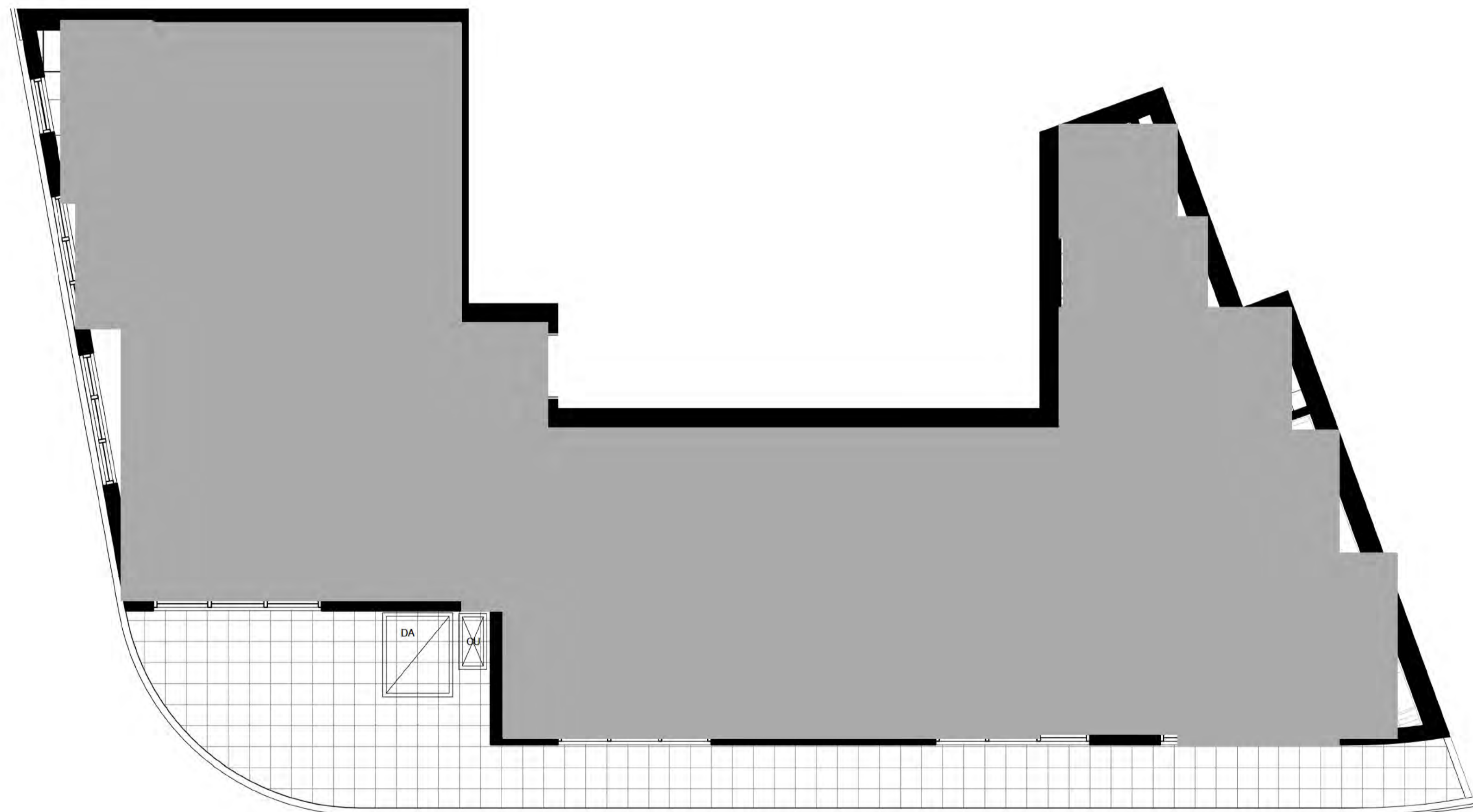
DA AMEDMENTS	
A	BUILDING A & B PODIUM LEVELS COMBINED - REVISED LANDSCAPING
B	BUILDING A & B PODIUMS COMBINED. REVISED RESIDENTIAL, RETAIL, AMENITIES AND PARKING ON GROUND FLOOR
C	PARKING NUMBERS CHANGED. OVERALL AN ADDITIONAL 10 SPACES PROVIDED
D	BUILDING A & B PODIUM LEVELS COMBINED & TOWER UNITS MODIFIED - REVISED GFA
E	BUILDING A & B PODIUM LEVELS COMBINED - REVISED RESIDENTIAL & CAR PARKING
F	REVISED BUILDING A & B TOWER LEVEL UNITS
G	BUILDING A & B PODIUM LEVELS COMBINED - REVISED ELEVATION TREATMENT
H	BUILDING A BASEMENT LEVELS DELETED
I	REVISED PODIUM UNIT LAYOUTS FOR BUILDINGS A&B
J	BUILDING B BASEMENT REVISED
K	UNIT MAKE UP REVISED
L	ADAPTABLE UNIT PLANS REVISED

DA AMENDMENTS	
A	BUILDING A & B PODIUM LEVELS COMBINED - REVISED LANDSCAPING
B	BUILDING A & B PODIUMS COMBINED. REVISED RESIDENTIAL, RETAIL, AMENITIES AND PARKING ON GROUND FLOOR
C	PARKING NUMBERS CHANGED. OVERALL AN ADDITIONAL 10 SPACES PROVIDED
D	BUILDING A & B PODIUM LEVELS COMBINED & TOWER UNITS MODIFIED - REVISED GFA
E	BUILDING A & B PODIUM LEVELS COMBINED - REVISED RESIDENTIAL & CAR PARKING
F	REVISED BUILDING A & B TOWER LEVEL UNITS
G	BUILDING A & B PODIUM LEVELS COMBINED - REVISED ELEVATION TREATMENT
H	BUILDING A BASEMENT LEVELS DELETED
I	REVISED PODIUM UNIT LAYOUTS FOR BUILDINGS A&B
J	BUILDING B BASEMENT REVISED
K	UNIT MAKE UP REVISED
L	ADAPTABLE UNIT PLANS REVISED



2 Building A & B - 3 BED 2 B TYPE I
1:50


UNIT AREA: 155m²
BALCONY AREA: 20m²
NUMBER OF UNITS: 2



3 Building A & B - 3 BED 2 B TYPE K
1:50

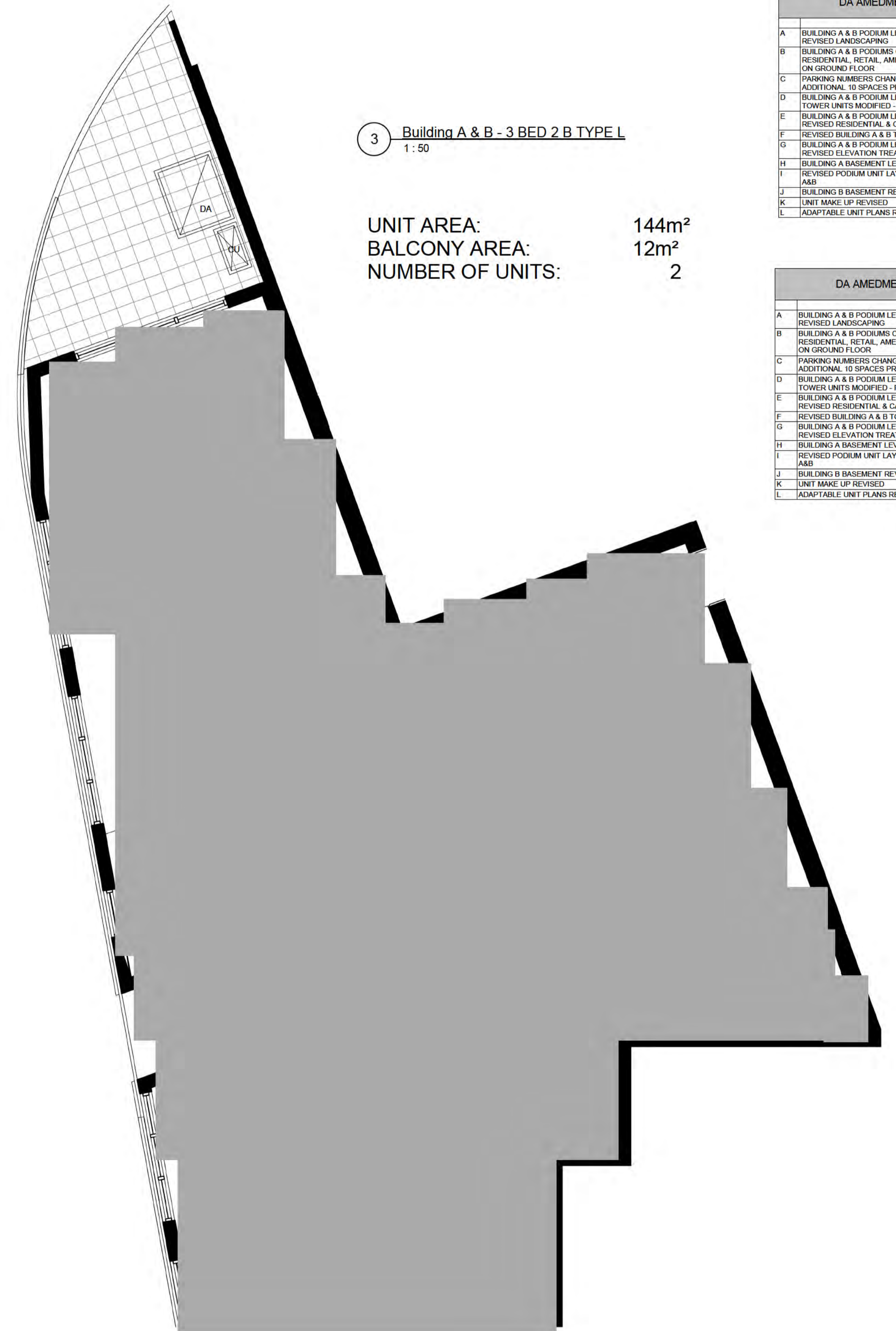
UNIT AREA: 123m²
BALCONY AREA: 24m²
NUMBER OF UNITS: 2

A



1 Building A & B - 3 BED 2 B TYPE H
1:50

UNIT AREA: 132m²
BALCONY AREA: 22m²
NUMBER OF UNITS: 2



3 Building A & B - 3 BED 2 B TYPE L
1:50

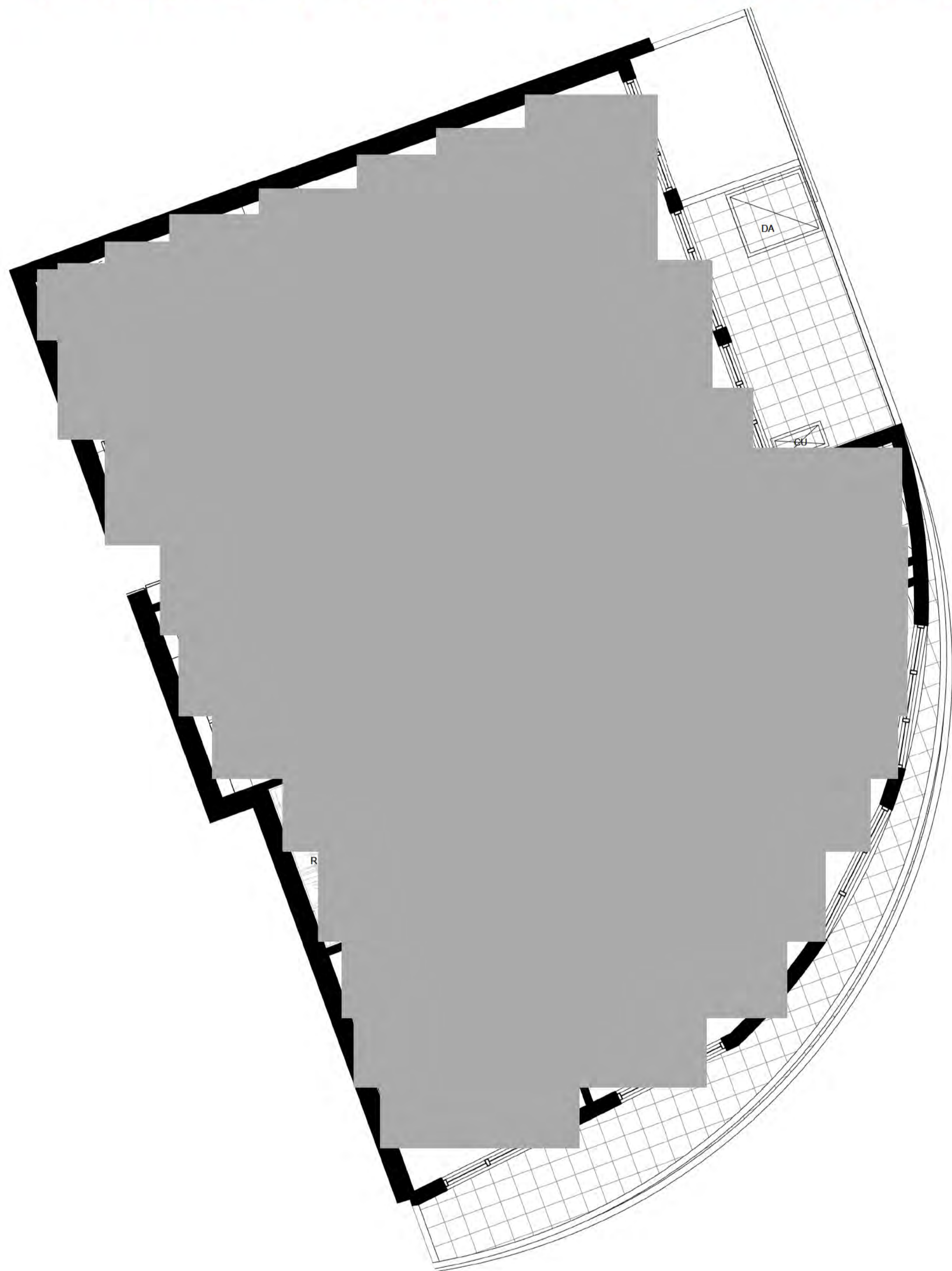
UNIT AREA: 144m²
BALCONY AREA: 12m²
NUMBER OF UNITS: 2

DA AMEDMENTS	
A	BUILDING A & B PODIUM LEVELS COMBINED - REVISED LANDSCAPING
B	BUILDING A & B PODIUMS COMBINED. REVISED RESIDENTIAL, RETAIL, AMENITIES AND PARKING ON GROUND FLOOR
C	PARKING NUMBERS CHANGED. OVERALL AN ADDITIONAL 10 SPACES PROVIDED.
D	BUILDING A & B PODIUM LEVELS COMBINED & TOWER UNITS MODIFIED - REVISED GFA
E	BUILDING A & B PODIUM LEVELS COMBINED - REVISED RESIDENTIAL & CAR PARKING
F	REVISED BUILDING A & B TOWER LEVEL UNITS
G	BUILDING A & B PODIUM LEVELS COMBINED - REVISED ELEVATION TREATMENT
H	BUILDING A BASEMENT LEVELS DELETED
I	REVISED PODIUM UNIT LAYOUTS FOR BUILDINGS A&B
J	BUILDING B BASEMENT REVISED
K	UNIT MAKE UP REVISED
L	ADAPTABLE UNIT PLANS REVISED

DA AMEDMENTS	
A	BUILDING A & B PODIUM LEVELS COMBINED - REVISED LANDSCAPING
B	BUILDING A & B PODIUMS COMBINED. REVISED RESIDENTIAL, RETAIL, AMENITIES AND PARKING ON GROUND FLOOR
C	PARKING NUMBERS CHANGED. OVERALL AN ADDITIONAL 10 SPACES PROVIDED.
D	BUILDING A & B PODIUM LEVELS COMBINED & TOWER UNITS MODIFIED - REVISED GFA
E	BUILDING A & B PODIUM LEVELS COMBINED - REVISED RESIDENTIAL & CAR PARKING
F	REVISED BUILDING A & B TOWER LEVEL UNITS
G	BUILDING A & B PODIUM LEVELS COMBINED - REVISED ELEVATION TREATMENT
H	BUILDING A BASEMENT LEVELS DELETED
I	REVISED PODIUM UNIT LAYOUTS FOR BUILDINGS A&B
J	BUILDING B BASEMENT REVISED
K	UNIT MAKE UP REVISED
L	ADAPTABLE UNIT PLANS REVISED



A



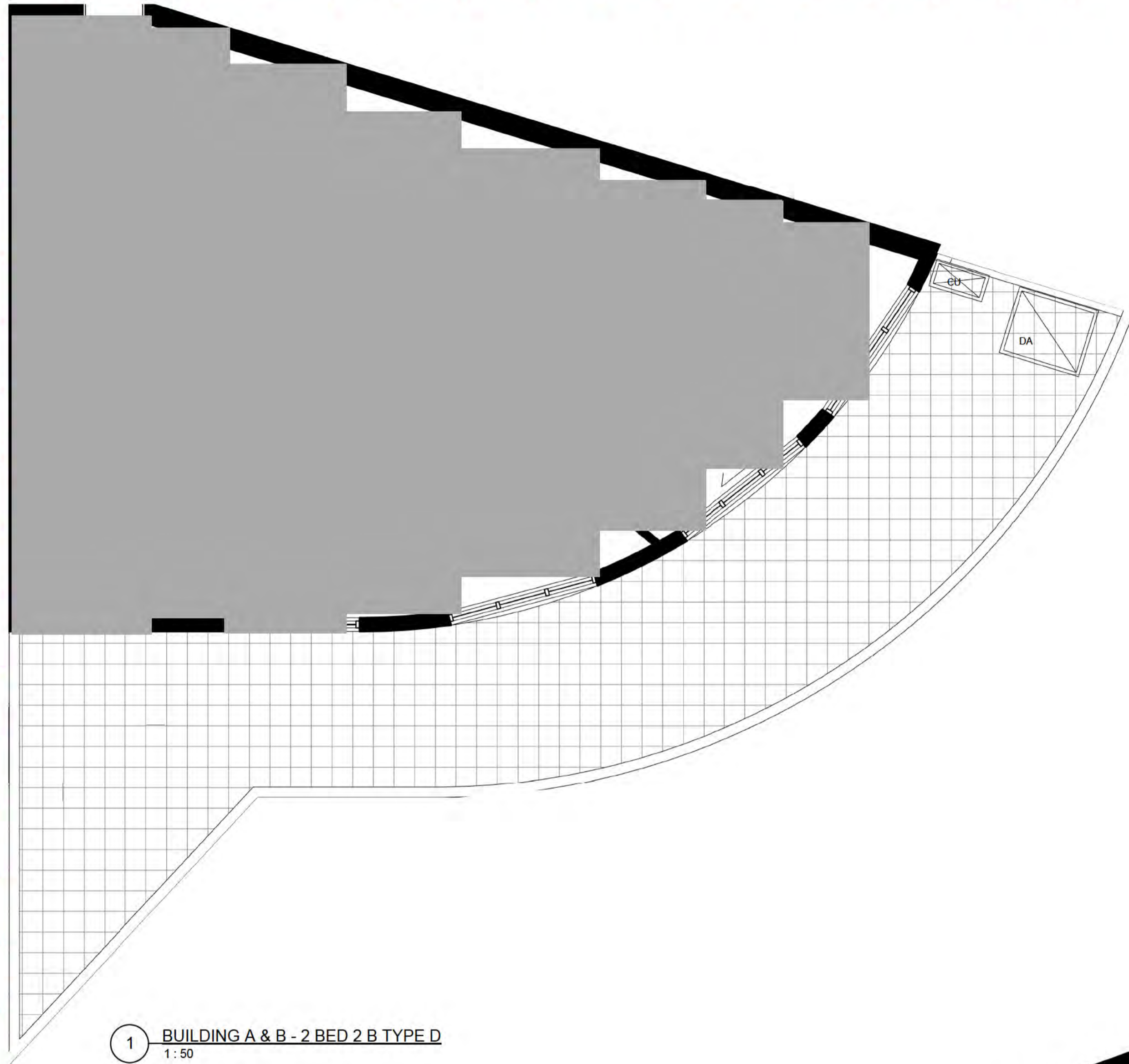
DA AMEDMENTS	
A	BUILDING A & B PODIUM LEVELS COMBINED - REVISED LANDSCAPING
B	BUILDING A & B PODIUMS COMBINED, REVISED RESIDENTIAL, RETAIL, AMENITIES AND PARKING ON GROUND FLOOR
C	PARKING NUMBERS CHANGED, OVERALL AN ADDITIONAL 10 SPACES PROVIDED
D	BUILDING A & B PODIUM LEVELS COMBINED & TOWER UNITS MODIFIED - REVISED GFA
E	BUILDING A & B PODIUM LEVELS COMBINED - REVISED RESIDENTIAL & CAR PARKING
F	REVISED BUILDING A & B TOWER LEVEL UNITS
G	BUILDING A & B PODIUM LEVELS COMBINED - REVISED ELEVATION TREATMENT
H	BUILDING A BASEMENT LEVELS DELETED
I	REVISED PODIUM UNIT LAYOUTS FOR BUILDINGS A&B
J	BUILDING B BASEMENT REVISED
K	UNIT MAKE UP REVISED
L	ADAPTABLE UNIT PLANS REVISED

1 Building A & B - 3 BED 2 B TYPE J
1:50

UNIT AREA: 143m²
BALCONY AREA: 20m²
NUMBER OF UNITS: 2



A

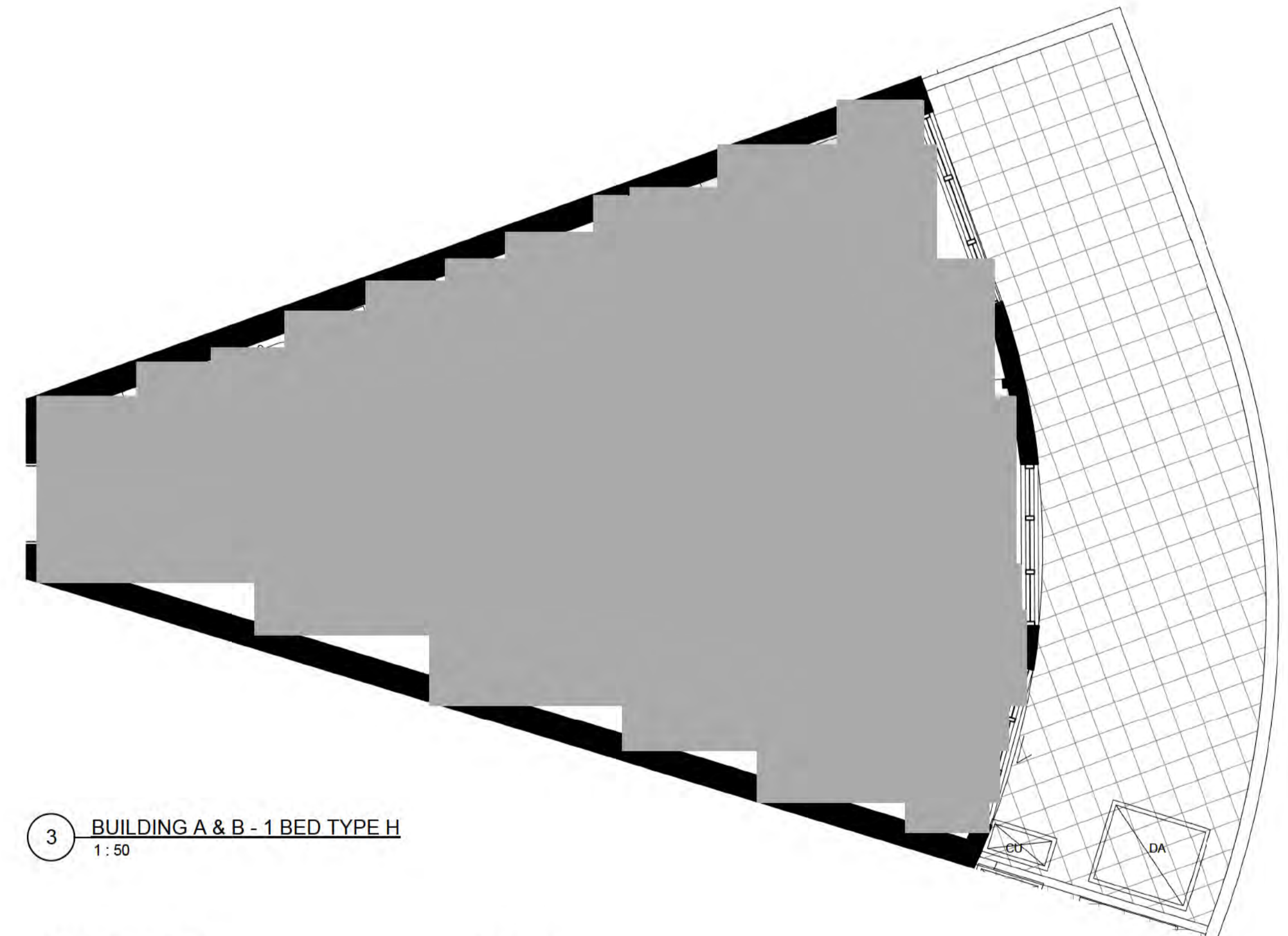
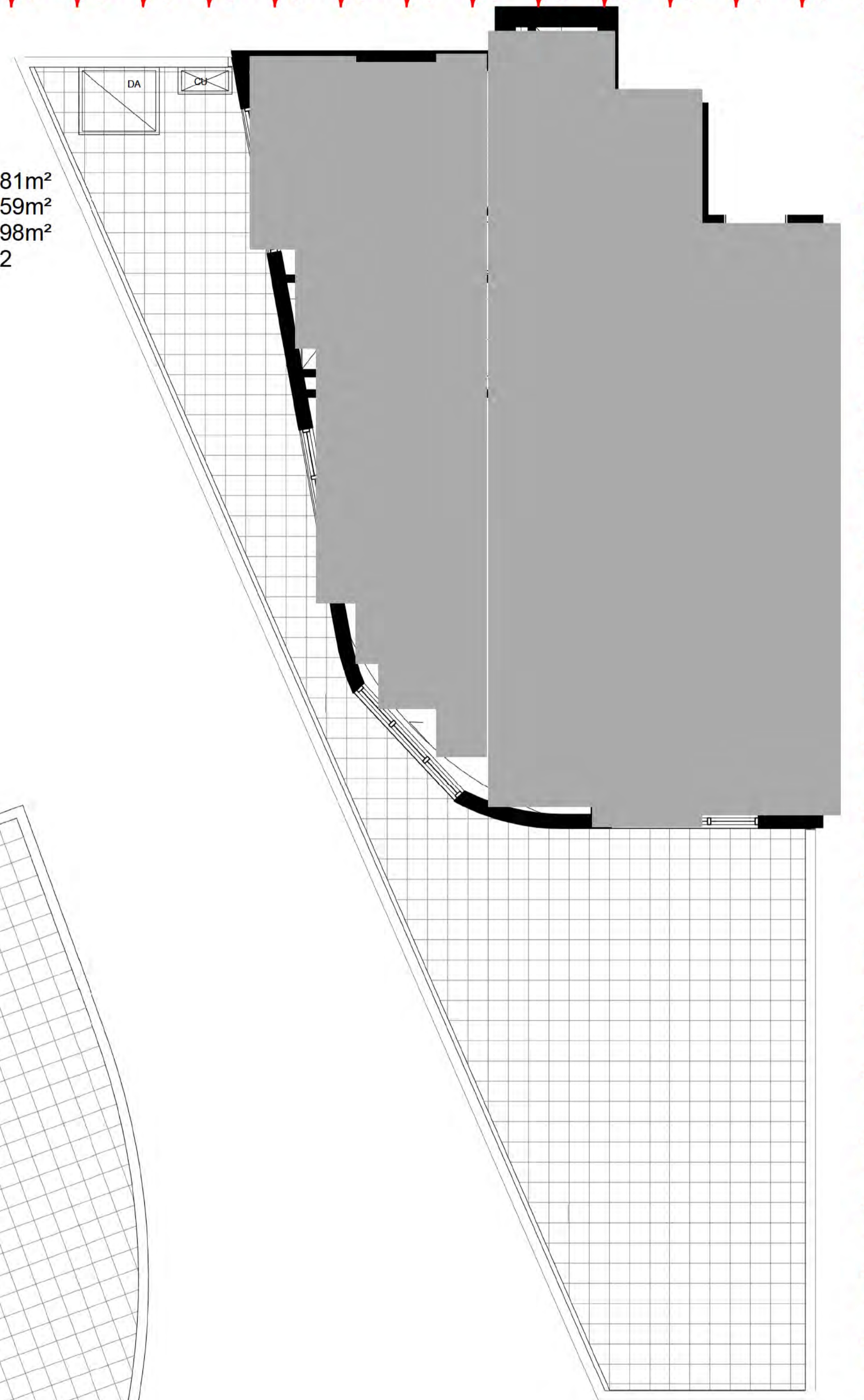


1 BUILDING A & B - 2 BED 2 B TYPE D
1:50

UNIT AREA: 87m²
 BLDG A COURTYARD AREA: 49m²
 BLDG B COURTYARD AREA: 64m²
 NUMBER OF UNITS: 2

2 BUILDING A & B - 2 BED 2 B TYPE E
1:50

UNIT AREA: 81m²
 BLDG A COURTYARD AREA: 59m²
 BLDG B COURTYARD AREA: 98m²
 NUMBER OF UNITS: 2

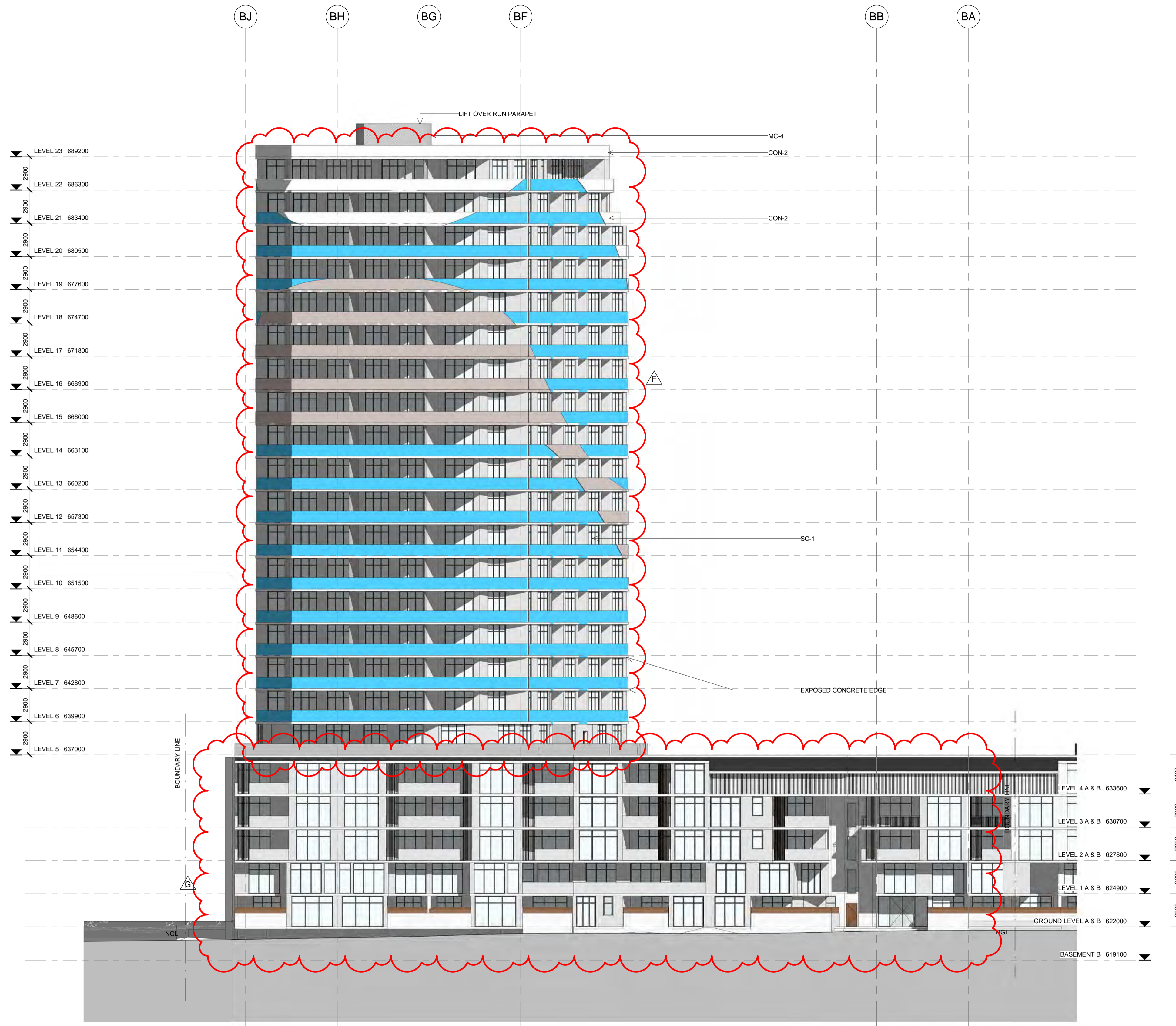


3 BUILDING A & B - 1 BED TYPE H
1:50

UNIT AREA: 66m²
 BLDG A COURTYARD AREA: 26m²
 BLDG B COURTYARD AREA: 18m²
 NUMBER OF UNITS: 2

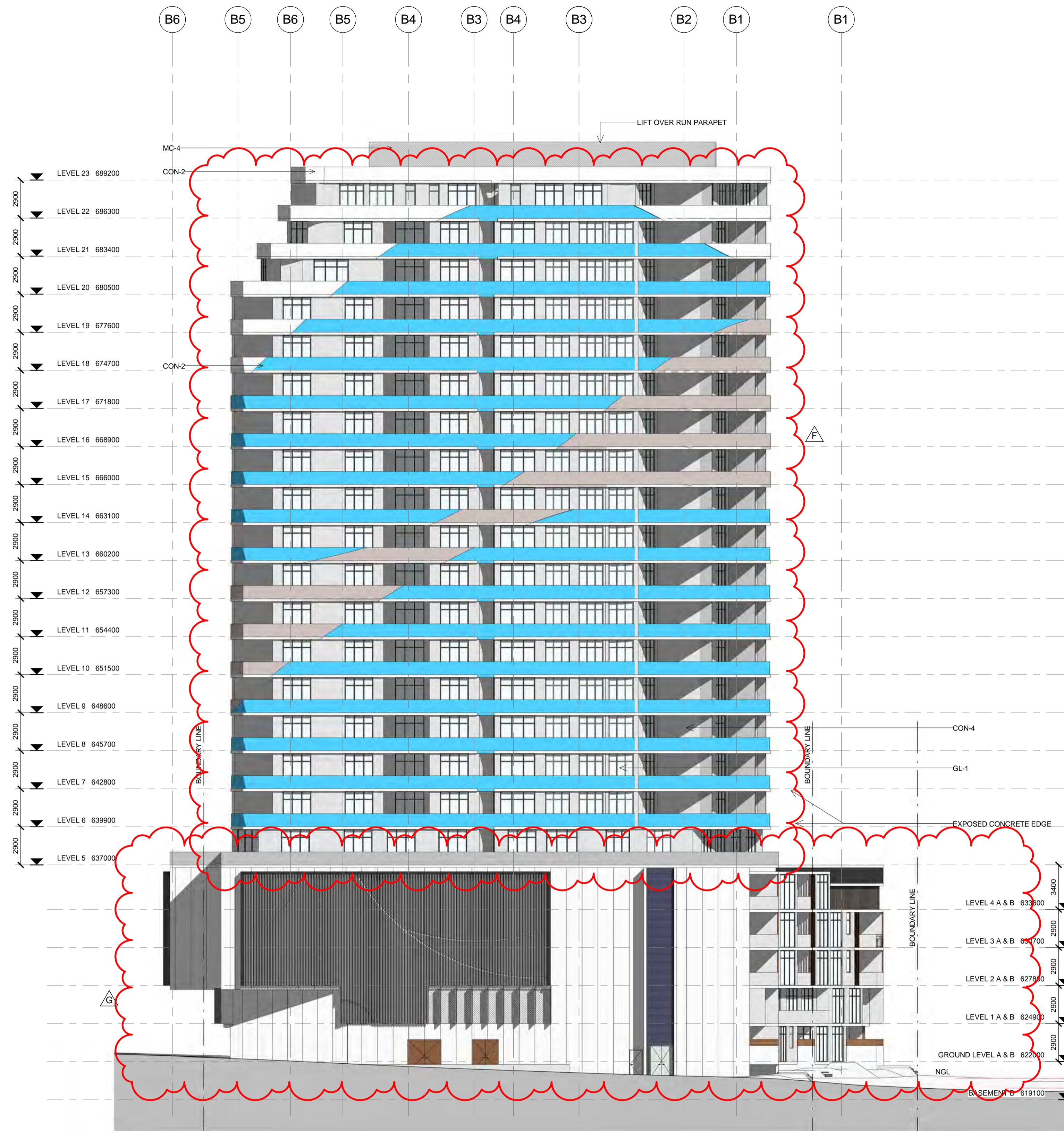
DA AMENDMENTS	
A	BUILDING A & B PODIUM LEVELS COMBINED - REVISED LANDSCAPING
B	BUILDING A & B PODIUMS COMBINED, REVISED RESIDENTIAL, RETAIL, AMENITIES AND PARKING ON GROUND FLOOR
C	PARKING NUMBERS CHANGED, OVERALL AN ADDITIONAL 10 SPACES PROVIDED
D	BUILDING A & B PODIUM LEVELS COMBINED & TOWER UNITS MODIFIED - REVISED GFA
E	BUILDING A & B PODIUM LEVELS COMBINED - REVISED RESIDENTIAL & CAR PARKING
F	REVISED BUILDING A & B TOWER LEVEL UNITS
G	BUILDING A & B PODIUM LEVELS COMBINED - REVISED ELEVATION TREATMENT
H	BUILDING A BASEMENT LEVELS DELETED
I	REVISED PODIUM UNIT LAYOUTS FOR BUILDINGS A&B
J	BUILDING B BASEMENT REVISED
K	UNIT MAKE UP REVISED
L	ADAPTABLE UNIT PLANS REVISED

- ADAPTABLE PARKING
- BICYCLE PARKING
- STORAGE AREA 2400mm x 600mm
- VISITOR PARKING
- CAR PARK MIRRORS
- DRYING AREA
- CONDENSOR UNITS
- SITE BOUNDARY



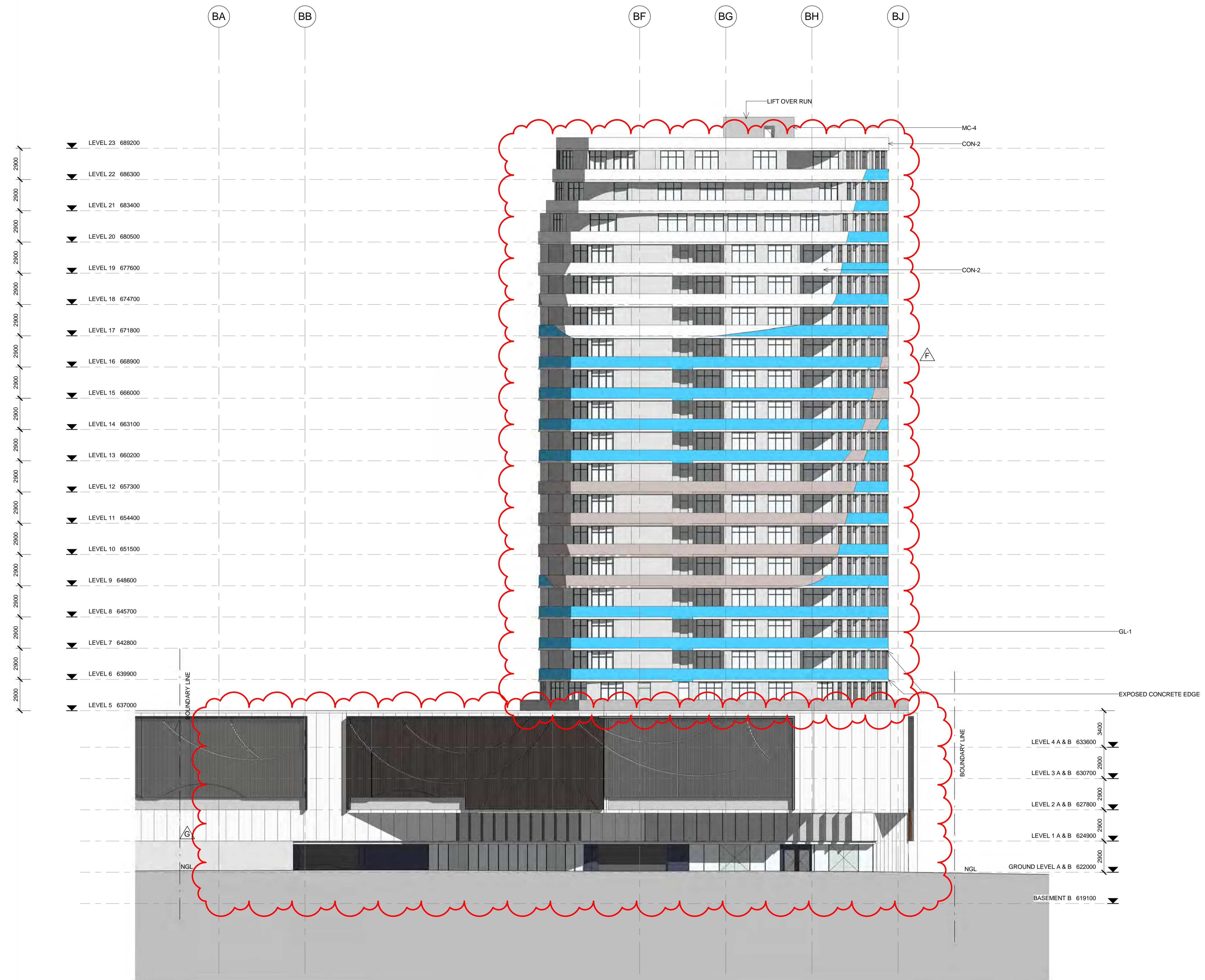
1 BLOCK 3 - NORTH ELEVATION
1 : 200

DA AMENDMENTS	
A	BUILDING A & B PODIUM LEVELS COMBINED - REVISED LANDSCAPING
B	BUILDING A & B PODIUMS COMBINED - REVISED RESIDENTIAL RETAIL AMENITIES AND PARKING ON GROUND FLOOR
C	PARKING NUMBERS CHANGED - OVERALL AN ADDITIONAL 10 SPACES PROVIDED.
D	BUILDING A & B PODIUM LEVELS COMBINED & TOWER UNITS MODIFIED - REVISED GFA
E	BUILDING A & B PODIUM LEVELS COMBINED - REVISED RESIDENTIAL & CAR PARKING
F	REVISED BUILDING A & B TOWER LEVEL UNITS
G	BUILDING A & B PODIUM LEVELS COMBINED - REVISED ELEVATION TREATMENT
H	BUILDING A BASEMENT LEVELS DELETED
I	REVISED PODIUM UNIT LAYOUTS FOR BUILDINGS A&B
J	BUILDING B BASEMENT REVISED
K	UNIT MAKE UP REVISED
L	ADAPTABLE UNIT PLANS REVISED



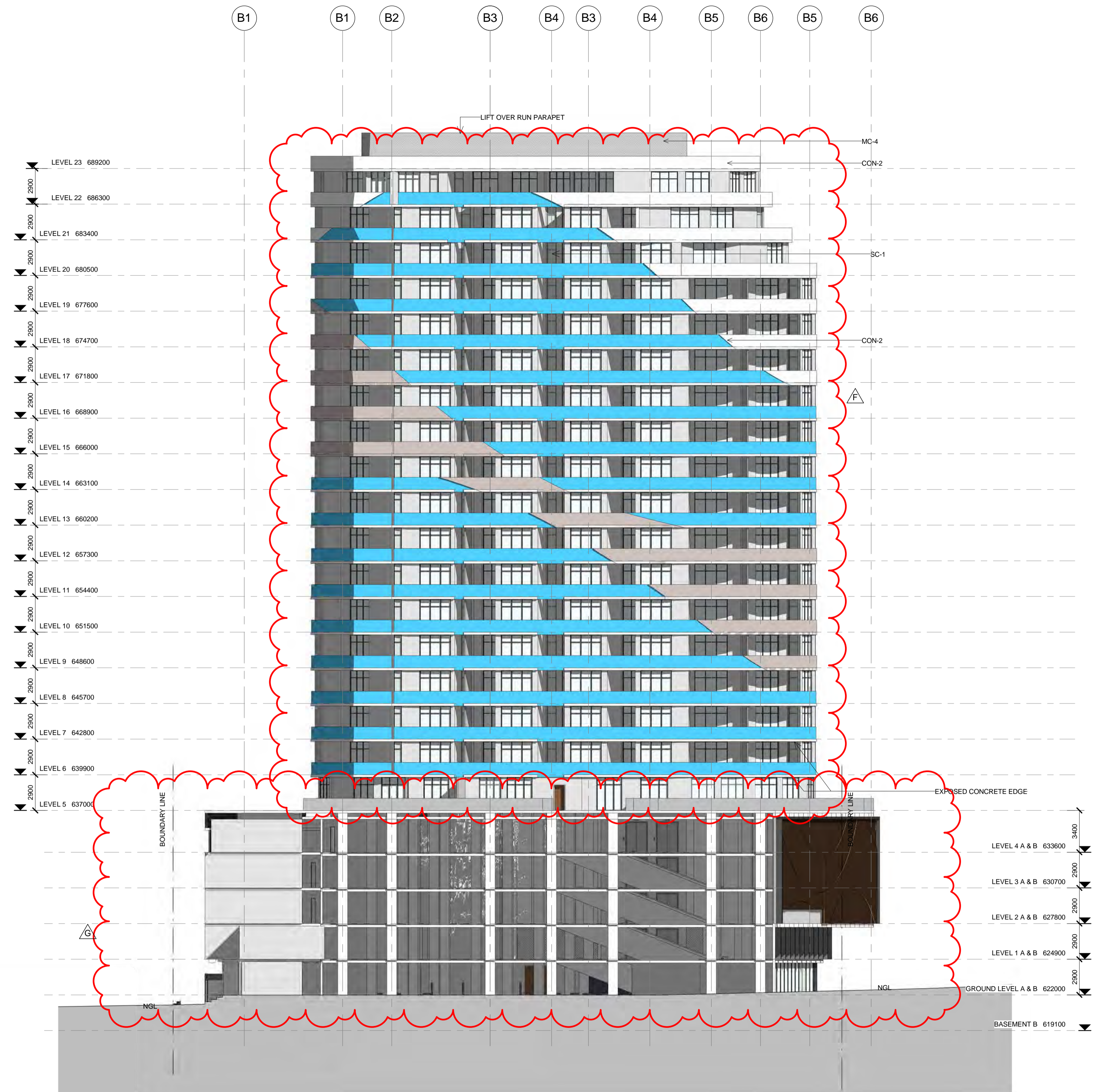
1 BUILDING B - EAST ELEVATION
1 : 200

DA AMENDMENTS	
A	BUILDING A & B PODIUM LEVELS COMBINED - REVISED LANDSCAPING
B	BUILDING A & B PODIUMS COMBINED - REVISED RESIDENTIAL RETAIL AMENITIES AND PARKING ON GROUND FLOOR
C	PARKING NUMBERS CHANGED - OVERALL AN ADDITIONAL 10 SPACES PROVIDED.
D	BUILDING A & B PODIUM LEVELS COMBINED & TOWER UNITS MODIFIED - REVISED GFA
E	BUILDING A & B PODIUM LEVELS COMBINED - REVISED RESIDENTIAL & CAR PARKING
F	REVISED BUILDING A & B TOWER LEVEL UNITS
G	BUILDING A & B PODIUM LEVELS COMBINED - REVISED ELEVATION TREATMENT
H	BUILDING A BASEMENT LEVELS DELETED
I	REVISED PODIUM UNIT LAYOUTS FOR BUILDINGS A&B
J	BUILDING B BASEMENT REVISED
K	UNIT MAKE UP REVISED
L	ADAPTABLE UNIT PLANS REVISED




DA AMENDMENTS	
A	BUILDING A & B PODIUM LEVELS COMBINED - REVISED LANDSCAPING
B	BUILDING A & B PODIUMS COMBINED - REVISED RESIDENTIAL, RETAIL, AMENITIES AND PARKING ON GROUND FLOOR
C	PARKING NUMBERS CHANGED - OVERALL AN ADDITIONAL 10 SPACES PROVIDED.
D	BUILDING A & B PODIUM LEVELS COMBINED & TOWER UNITS MODIFIED - REVISED GFA
E	BUILDING A & B PODIUM LEVELS COMBINED - REVISED RESIDENTIAL & CAR PARKING
F	REVISED BUILDING A & B TOWER LEVEL UNITS
G	BUILDING A & B PODIUM LEVELS COMBINED - REVISED ELEVATION TREATMENT
H	BUILDING A BASEMENT LEVELS DELETED
I	REVISED PODIUM UNIT LAYOUTS FOR BUILDINGS A&B
J	BUILDING B BASEMENT REVISED
K	UNIT MAKE UP REVISED
L	ADAPTABLE UNIT PLANS REVISED

1 BLOCK 3 - SOUTH ELEVATION
1 : 200



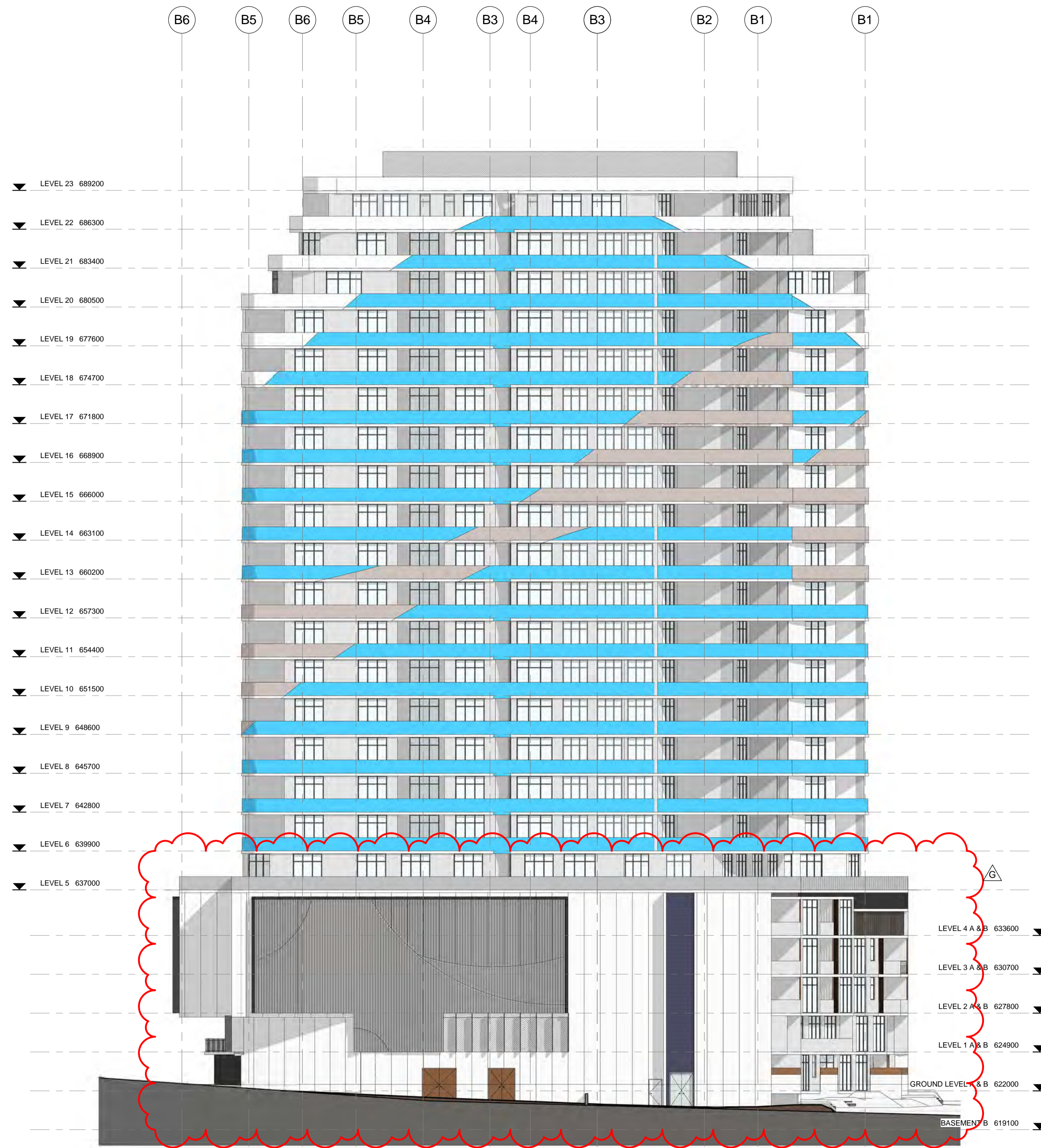
1 BLOCK 3 - WEST ELEVATION
1 : 200

DA AMENDMENTS	
A	BUILDING A & B PODIUM LEVELS COMBINED - REVISED LANDSCAPING
B	BUILDING A & B PODIUMS COMBINED - REVISED RESIDENTIAL, RETAIL, AMENITIES AND PARKING ON GROUND FLOOR
C	PARKING NUMBERS CHANGED - OVERALL AN ADDITIONAL 10 SPACES PROVIDED.
D	BUILDING A & B PODIUM LEVELS COMBINED & TOWER UNITS MODIFIED - REVISED GFA
E	BUILDING A & B PODIUM LEVELS COMBINED - REVISED RESIDENTIAL & CAR PARKING
F	REVISED BUILDING A & B TOWER LEVEL UNITS
G	BUILDING A & B PODIUM LEVELS COMBINED - REVISED ELEVATION TREATMENT
H	BUILDING A BASEMENT LEVELS DELETED
I	REVISED PODIUM UNIT LAYOUTS FOR BUILDINGS A&B
J	BUILDING B BASEMENT REVISED
K	UNIT MAKE UP REVISED
L	ADAPTABLE UNIT PLANS REVISED



1 BUILDING A & B NORTH
1 : 200

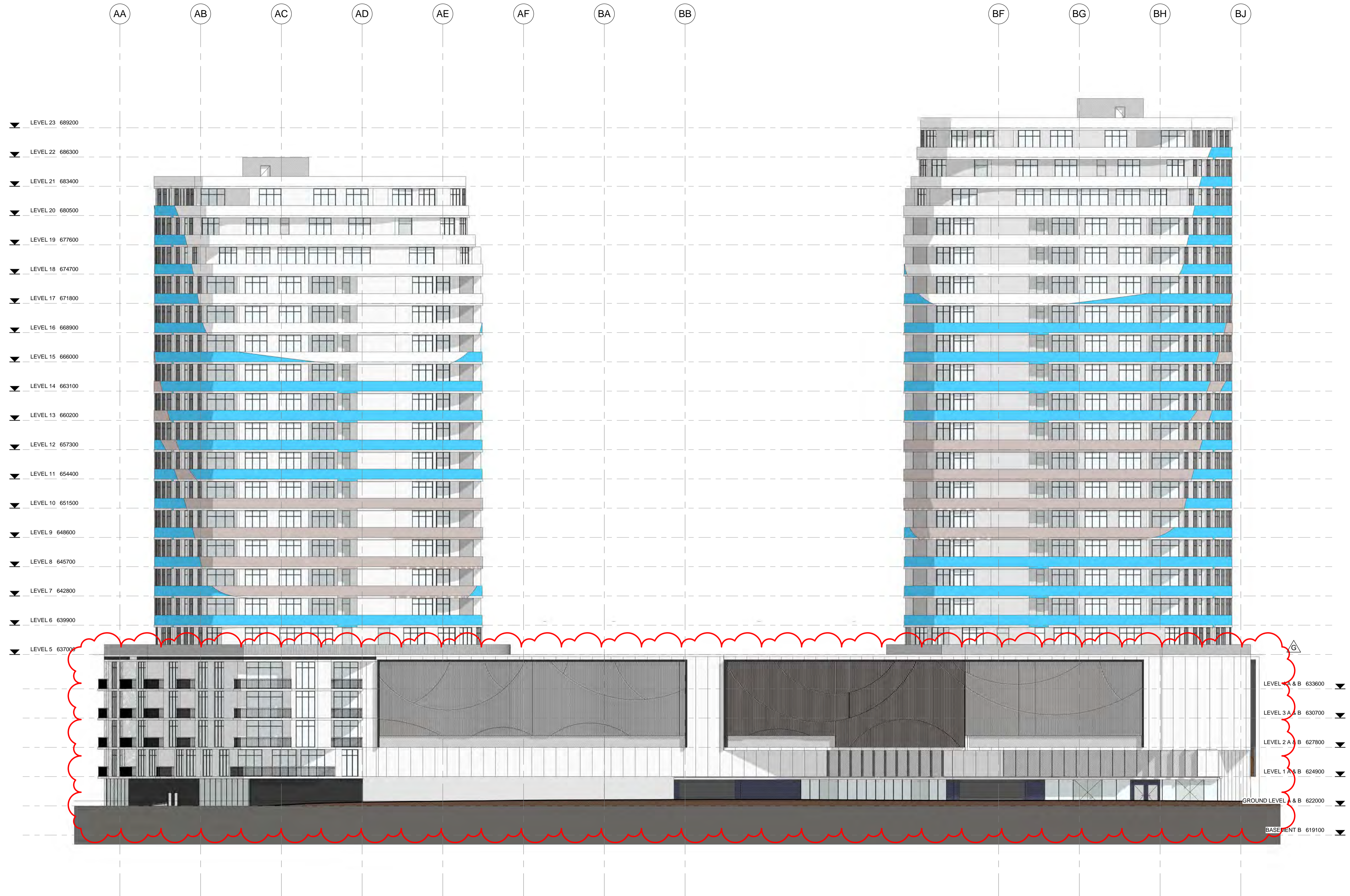
DA AMENDMENTS	
A	BUILDING A & B PODIUM LEVELS COMBINED - REVISED LANDSCAPING
B	BUILDING A & B PODIUMS COMBINED - REVISED RESIDENTIAL, RETAIL, AMENITIES AND PARKING ON GROUND FLOOR
C	PARKING NUMBERS CHANGED - OVERALL AN ADDITIONAL 10 SPACES PROVIDED
D	BUILDING A & B PODIUM LEVELS COMBINED & TOWER UNITS MODIFIED - REVISED GFA
E	BUILDING A & B PODIUM LEVELS COMBINED - REVISED RESIDENTIAL & CAR PARKING
F	REVISED BUILDING A & B TOWER LEVEL UNITS
G	BUILDING A & B PODIUM LEVELS COMBINED - REVISED ELEVATION TREATMENT
H	BUILDING A BASEMENT LEVELS DELETED
I	REVISED PODIUM UNIT LAYOUTS FOR BUILDINGS A&B
J	BUILDING B BASEMENT REVISED
K	UNIT MAKE UP REVISED
L	ADAPTABLE UNIT PLANS REVISED



1 BUILDING A & B EAST
1 : 200

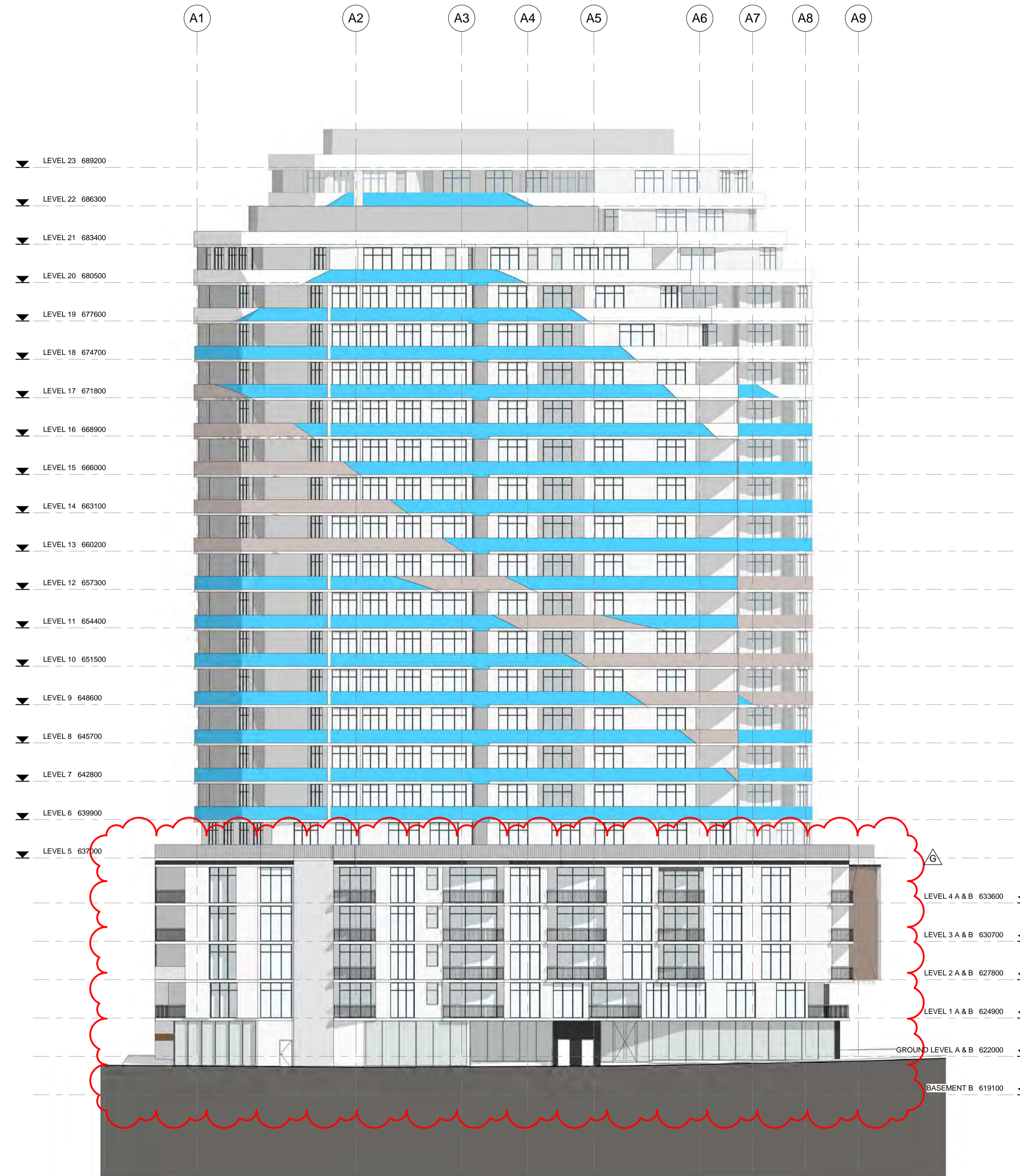
DA AMEDMENTS	
A	BUILDING A & B PODIUM LEVELS COMBINED - REVISED LANDSCAPING
B	BUILDING A & B PODIUMS COMBINED. REVISED RESIDENTIAL, RETAIL, AMENITIES AND PARKING ON GROUND FLOOR
C	PARKING NUMBERS CHANGED. OVERALL AN ADDITIONAL 10 SPACES PROVIDED.
D	BUILDING A & B PODIUM LEVELS COMBINED & TOWER UNITS MODIFIED - REVISED GFA
E	BUILDING A & B PODIUM LEVELS COMBINED - REVISED RESIDENTIAL & CAR PARKING
F	REVISED BUILDING A & B TOWER LEVEL UNITS
G	BUILDING A & B PODIUM LEVELS COMBINED - REVISED ELEVATION TREATMENT
H	BUILDING A BASEMENT LEVELS DELETED
I	REVISED PODIUM UNIT LAYOUTS FOR BUILDINGS A&B
J	BUILDING B BASEMENT REVISED
K	UNIT MAKE UP REVISED
L	ADAPTABLE UNIT PLANS REVISED





1 BUILDING A & B SOUTH
1:200

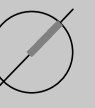
DA AMENDMENTS	
A	BUILDING A & B PODIUM LEVELS COMBINED - REVISED LANDSCAPING
B	BUILDING A & B PODIUMS COMBINED - REVISED RESIDENTIAL RETAIL, AMENITIES AND PARKING ON GROUND FLOOR
C	PARKING NUMBERS CHANGED - OVERALL AN ADDITIONAL 10 SPACES PROVIDED.
D	BUILDING A & B PODIUM LEVELS COMBINED & TOWER UNITS MODIFIED - REVISED GFA
E	BUILDING A & B PODIUM LEVELS COMBINED - REVISED RESIDENTIAL & CAR PARKING
F	REVISED BUILDING A & B TOWER LEVEL UNITS
G	BUILDING A & B PODIUM LEVELS COMBINED - REVISED ELEVATION TREATMENT
H	BUILDING A BASEMENT LEVELS DELETED
I	REVISED PODIUM UNIT LAYOUTS FOR BUILDINGS A&B
J	BUILDING B BASEMENT REVISED
K	UNIT MAKE UP REVISED
L	ADAPTABLE UNIT PLANS REVISED



1 BUILDING A & B WEST
1 : 200

- LEVEL 4 A & B 633600 ▼
- LEVEL 3 A & B 630700 ▼
- LEVEL 2 A & B 627800 ▼
- LEVEL 1 A & B 624900 ▼
- GROUND LEVEL A & B 622000 ▼
- BASEMENT B 619100 ▼

DA AMEDMENTS	
A	BUILDING A & B PODIUM LEVELS COMBINED - REVISED LANDSCAPING
B	BUILDING A & B PODIUMS COMBINED. REVISED RESIDENTIAL, RETAIL, AMENITIES AND PARKING ON GROUND FLOOR
C	PARKING NUMBERS CHANGED. OVERALL AN ADDITIONAL 10 SPACES PROVIDED.
D	BUILDING A & B PODIUM LEVELS COMBINED & TOWER UNITS MODIFIED - REVISED GFA
E	BUILDING A & B PODIUM LEVELS COMBINED - REVISED RESIDENTIAL & CAR PARKING
F	REVISED BUILDING A & B TOWER LEVEL UNITS
G	BUILDING A & B PODIUM LEVELS COMBINED - REVISED ELEVATION TREATMENT
H	BUILDING A BASEMENT LEVELS DELETED
I	REVISED PODIUM UNIT LAYOUTS FOR BUILDINGS A&B
J	BUILDING B BASEMENT REVISED
K	UNIT MAKE UP REVISED
L	ADAPTABLE UNIT PLANS REVISED



GFA SCHEDULE - BUILDING B - OVERALL	
LEVEL	AREA
GROUND LEVEL	2553 m ²
LEVEL 1	2512 m ²
LEVEL 2	2624 m ²
LEVEL 3	2624 m ²
LEVEL 4	2515 m ²
LEVEL 5	931 m ²
LEVEL 6	844 m ²
LEVEL 7	844 m ²
LEVEL 8	844 m ²
LEVEL 9	844 m ²
LEVEL 10	844 m ²
LEVEL 11	844 m ²
LEVEL 12	844 m ²
LEVEL 13	844 m ²
LEVEL 14	844 m ²
LEVEL 15	844 m ²
LEVEL 16	844 m ²
LEVEL 17	844 m ²
LEVEL 19	844 m ²
LEVEL 20	807 m ²
LEVEL 21	753 m ²
LEVEL 22	746 m ²
TOTAL	27887 m ²

PARKING SCHEDULE - BUILDING B LEVEL 1	
TYPE	COUNT
ACCESSIBLE	4
STANDARD	41
STANDARD (PARALLEL)	6
Total	51



DA AMENDMENTS	
A	BUILDING A & B PODIUM LEVELS COMBINED - REVISED LANDSCAPING
B	BUILDING A & B PODIUMS COMBINED - REVISED RESIDENTIAL, RETAIL, AMENITIES AND PARKING ON GROUND FLOOR
C	PARKING NUMBERS CHANGED - OVERALL AN ADDITIONAL 10 SPACES PROVIDED
D	BUILDING A & B PODIUM LEVELS COMBINED & TOWER UNITS MODIFIED - REVISED GFA
E	BUILDING A & B PODIUM LEVELS COMBINED - REVISED RESIDENTIAL & CAR PARKING
F	REVISED BUILDING A & B TOWER LEVEL UNITS
G	BUILDING A & B PODIUM LEVELS COMBINED - REVISED ELEVATION TREATMENT
H	BUILDING A BASEMENT LEVELS DELETED
I	REVISED PODIUM UNIT LAYOUTS FOR BUILDINGS A&B
J	BUILDING B BASEMENT REVISED
K	UNIT MAKE UP REVISED
L	ADAPTABLE UNIT PLANS REVISED

NOTES

PASSENGER LIFTS TO AS1735.12 & BCA E3.6

ALL ADAPTABLE UNITS TO COMPLY WITH AS 4299-1995 & THE ACCESS MOBILITY CODE

ALL UNITS TO COMPLY WITH RELEVANT SECTIONS OF THE BCA & AUSTRALIAN STANDARDS

ALL TOWER UNITS HAVE DIRECT ACCESS TO WASTE CHUTE THAT FEED TO WASTE ROOM BELOW

ACCESSIBLE PATH OF TRAVEL PROVIDED TO SOLE OCCUPANCY UNITS SERVED BY A LIFT

TACTILE INDICATORS TO ROAD CROSSINGS AS PER AS 1428.4

ENTRANCE TO ALL BUILDINGS ALONG ACCESSIBLE PATH OF TRAVEL ARE ACCESSIBLE TO AS 128.1

ALL DOORS SINGLE LEAF 920mm OR ACTIVE LEAF OF DOUBLE DOORS MIN 920mm

ACCESS TO WASTE ROOM, ELECTRICAL ROOM OR GREASE TRAP ROOM NOT PROVIDED TO TENANTS

ALL FLOOR SURFACES TO BE SLIP RESISTANT, BROOM FINISHED CONCRETE EXTERNAL (OR SIMILAR), SLIP RESISTANT FLOOR FINISH INTERNALLY (TO BE SELECTED BY COMMERCIAL TENANT)

HANDRAIL TO AS 1428.1

LEGEND

A ACCESSIBLE APARTMENT

PS 1.8 NOM. HIGH PRIVACY SCREENING

NOTES

HEAD HEIGHT OVER ACCESSIBLE CAR PARKING SPACES TO BE IN ACCORDANCE WITH AS 2890.6

PASSENGER LIFTS TO AS 1735.12 & BCA E3.6

ACCESSIBLE PATH OF TRAVEL PROVIDED TO ALL SOLE OCCUPANCY UNITS SERVED BY A LIFT

TACTILE INDICATORS TO ROAD CROSSINGS AS PER AS 1428.4

ENTRANCE TO ALL BUILDINGS ALONG ACCESSIBLE PATH OF TRAVEL ARE ACCESSIBLE TO AS 128.1

ALL DOORS SINGLE LEAF 920mm OR ACTIVE LEAF OF DOUBLE DOORS MIN 920mm

ACCESS TO WASTE ROOM NOT PROVIDED TO TENANTS

ALL FLOOR SURFACES TO BE SLIP RESISTANT, BROOM FINISHED CONCRETE EXTERNAL (OR SIMILAR), SLIP RESISTANT FLOOR FINISH INTERNALLY (TO BE SELECTED BY COMMERCIAL TENANT)

HANDRAIL TO AS 1428.1

EXTERNAL LIGHTING DESIGNED IN ACCORDANCE WITH AS 1158.3 - LIGHTING OF ROADS & PUBLIC SPACES & TO THE ACT CRIME PREVENTION & URBAN DESIGN RESOURCES MANUAL

TO BE READ IN CONJUNCTION WITH LANDSCAPE DRAWINGS

ALL ADAPTABLE UNITS TO COMPLY WITH AS 4299-1995 & THE ACCESS MOBILITY CODE

REFER TO ACOUSTIC REPORT

REFER TO WIND REPORT

TENANCY LAYOUT, RETAIL CONFIGURATION & ACCESS OFF STREET TENANCIES TO BE CONFIRMED WITH SUBSEQUENT INDIVIDUAL DEVELOPMENT APPLICATIONS

MINIMUM SIGHTLINES FOR PEDESTRIAN SAFETY WILL OCCUR IN ACCORDANCE WITH AS 2890.1

□ BICYCLE PARKING

▭ STORAGE AREA 2400mm x 600mm

V VISITOR PARKING

○ CAR PARK MIRRORS

▭ DRYING AREA

○ CONDENSOR UNITS

— SITE BOUNDARY

GFA SCHEDULE - BUILDING B - OVERALL

LEVEL	AREA
GROUND LEVEL	2553 m ²
LEVEL 1	2512 m ²
LEVEL 2	2624 m ²
LEVEL 3	2624 m ²
LEVEL 4	2515 m ²
LEVEL 5	931 m ²
LEVEL 6	844 m ²
LEVEL 7	844 m ²
LEVEL 8	844 m ²
LEVEL 9	844 m ²
LEVEL 10	844 m ²
LEVEL 11	844 m ²
LEVEL 12	844 m ²
LEVEL 13	844 m ²
LEVEL 14	844 m ²
LEVEL 15	844 m ²
LEVEL 16	844 m ²
LEVEL 17	844 m ²
LEVEL 18	844 m ²
LEVEL 19	844 m ²
LEVEL 20	807 m ²
LEVEL 21	753 m ²
LEVEL 22	746 m ²
TOTAL	27887 m ²

PARKING SCHEDULE - BUILDING B LEVEL 2

TYPE	COUNT
ACCESSIBLE	4
STANDARD	32
STANDARD (PARALLEL)	1
Total	37



DA AMENDMENTS

AMENDMENT	DESCRIPTION
A	BUILDING A & B PODIUM LEVELS COMBINED - REVISED LANDSCAPING
B	BUILDING A & B PODIUMS COMBINED - REVISED RESIDENTIAL, RETAIL, AMENITIES AND PARKING ON GROUND FLOOR
C	PARKING NUMBERS CHANGED - OVERALL AN ADDITIONAL 10 SPACES PROVIDED
D	BUILDING A & B PODIUM LEVELS COMBINED & TOWER UNITS MODIFIED - REVISED GFA
E	BUILDING A & B PODIUM LEVELS COMBINED - REVISED RESIDENTIAL & CAR PARKING
F	REVISED BUILDING A & B TOWER LEVEL UNITS
G	BUILDING A & B PODIUM LEVELS COMBINED - REVISED ELEVATION TREATMENT
H	BUILDING A BASEMENT LEVELS DELETED
I	REVISED PODIUM UNIT LAYOUTS FOR BUILDINGS A&B
J	BUILDING B BASEMENT REVISED
K	UNIT MAKE UP REVISED
L	ADAPTABLE UNIT PLANS REVISED

NOTES

PASSENGER LIFTS TO AS1735.12 & BCA E3.6

ALL ADAPTABLE UNITS TO COMPLY WITH AS 4299-1995 & THE ACCESS MOBILITY CODE

ALL UNITS TO COMPLY WITH RELEVANT SECTIONS OF THE BCA & AUSTRALIAN STANDARDS

ALL TOWER UNITS HAVE DIRECT ACCESS TO WASTE CHUTE THAT FEED TO WASTE ROOM BELOW

ACCESSIBLE PATH OF TRAVEL PROVIDED TO SOLE OCCUPANCY UNITS SERVED BY A LIFT

TACTILE INDICATORS TO ROAD CROSSINGS AS PER AS 1428.4

ENTRANCE TO ALL BUILDINGS ALONG ACCESSIBLE PATH OF TRAVEL ARE ACCESSIBLE TO AS 128.1

ALL DOORS SINGLE LEAF 920mm OR ACTIVE LEAF OF DOUBLE DOORS MIN 920mm

ACCESS TO WASTE ROOM, ELECTRICAL ROOM OR GREASE TRAP ROOM NOT PROVIDED TO TENANTS

ALL FLOOR SURFACES TO BE SLIP RESISTANT, BROOM FINISHED CONCRETE EXTERNAL (OR SIMILAR), SLIP RESISTANT FLOOR FINISH INTERNALLY (TO BE SELECTED BY COMMERCIAL TENANT)

HANDRAIL TO AS 1428.1

LEGEND

A ACCESSIBLE APARTMENT

PS 1.8 NOM. HIGH PRIVACY SCREENING

NOTES

HEAD HEIGHT OVER ACCESSIBLE CAR PARKING SPACES TO BE IN ACCORDANCE WITH AS 2890.6

PASSENGER LIFTS TO AS 1735.12 & BCA E3.6

ACCESSIBLE PATH OF TRAVEL PROVIDED TO ALL SOLE OCCUPANCY UNITS SERVED BY A LIFT

TACTILE INDICATORS TO ROAD CROSSINGS AS PER AS 1428.4

ENTRANCE TO ALL BUILDINGS ALONG ACCESSIBLE PATH OF TRAVEL ARE ACCESSIBLE TO AS 128.1

ALL DOORS SINGLE LEAF 920mm OR ACTIVE LEAF OF DOUBLE DOORS MIN 920mm

ACCESS TO WASTE ROOM NOT PROVIDED TO TENANTS

ALL FLOOR SURFACES TO BE SLIP RESISTANT, BROOM FINISHED CONCRETE EXTERNAL (OR SIMILAR), SLIP RESISTANT FLOOR FINISH INTERNALLY (TO BE SELECTED BY COMMERCIAL TENANT)

HANDRAIL TO AS 1428.1

EXTERNAL LIGHTING DESIGNED IN ACCORDANCE WITH AS 1158.3 - LIGHTING OF ROADS & PUBLIC SPACES & TO THE ACT CRIME PREVENTION & URBAN DESIGN RESOURCES MANUAL

TO BE READ IN CONJUNCTION WITH LANDSCAPE DRAWINGS

ALL ADAPTABLE UNITS TO COMPLY WITH AS 4299-1995 & THE ACCESS MOBILITY CODE

REFER TO ACOUSTIC REPORT

REFER TO WIND REPORT

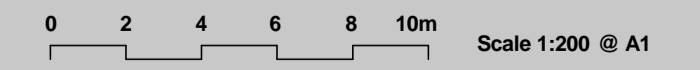
TENANCY LAYOUT, RETAIL CONFIGURATION & ACCESS OFF STREET TENANCIES TO BE CONFIRMED WITH SUBSEQUENT INDIVIDUAL DEVELOPMENT APPLICATIONS

MINIMUM SIGHTLINES FOR PEDESTRIAN SAFETY WILL OCCUR IN ACCORDANCE WITH AS 2890.6

LEGEND:

- BICYCLE PARKING
- STORAGE AREA 2400mm x 600mm
- V VISITOR PARKING
- CAR PARK MIRRORS
- DRYING AREA
- CONDENSOR UNITS
- SITE BOUNDARY

NOT TO BE USED FOR CONSTRUCTION



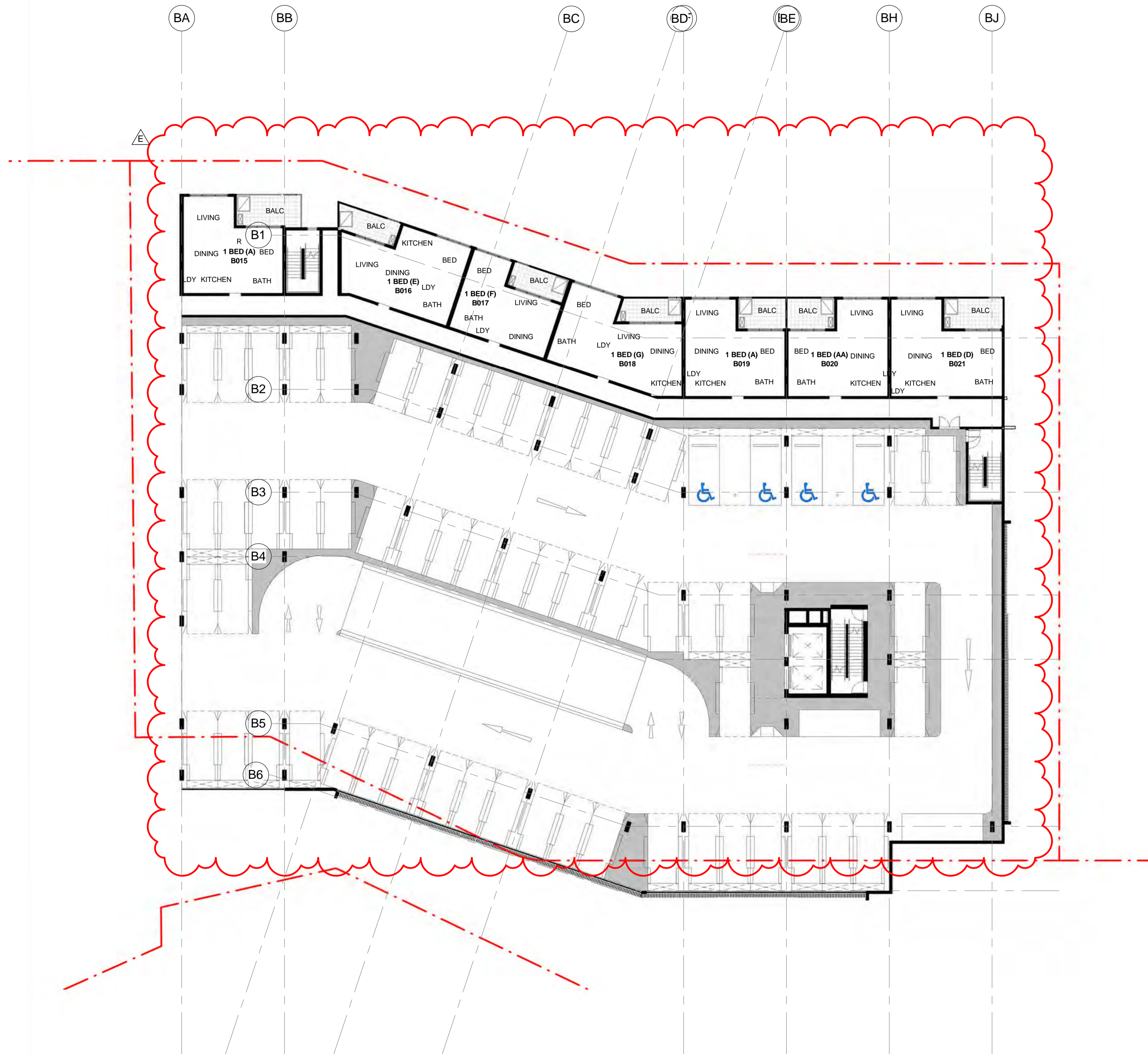
revision J date 09.02.16 project 4188

GFA SCHEDULE - BUILDING B - OVERALL

LEVEL	AREA
GROUND LEVEL	2553 m ²
LEVEL 1	2512 m ²
LEVEL 2	2624 m ²
LEVEL 3	2624 m ²
LEVEL 4	2515 m ²
LEVEL 5	931 m ²
LEVEL 6	844 m ²
LEVEL 7	844 m ²
LEVEL 8	844 m ²
LEVEL 9	844 m ²
LEVEL 10	844 m ²
LEVEL 11	844 m ²
LEVEL 12	844 m ²
LEVEL 13	844 m ²
LEVEL 14	844 m ²
LEVEL 15	844 m ²
LEVEL 16	844 m ²
LEVEL 17	844 m ²
LEVEL 18	844 m ²
LEVEL 19	844 m ²
LEVEL 20	807 m ²
LEVEL 21	753 m ²
LEVEL 22	746 m ²
TOTAL	27887 m ²

PARKING SCHEDULE - BUILDING B LEVEL 3

TYPE	COUNT
ACCESSIBLE	4
STANDARD	57
STANDARD (PARALLEL)	2
Total	63



DA AMENDMENTS

AMENDMENT	DESCRIPTION
A	BUILDING A & B PODIUM LEVELS COMBINED - REVISED LANDSCAPING
B	BUILDING A & B PODIUMS COMBINED, REVISED RESIDENTIAL, RETAIL, AMENITIES AND PARKING ON GROUND FLOOR
C	PARKING NUMBERS CHANGED, OVERALL AN ADDITIONAL 10 SPACES PROVIDED
D	BUILDING A & B PODIUM LEVELS COMBINED & TOWER UNITS MODIFIED - REVISED GFA
E	BUILDING A & B PODIUM LEVELS COMBINED - REVISED RESIDENTIAL & CAR PARKING
F	REVISED BUILDING A & B TOWER LEVEL UNITS
G	BUILDING A & B PODIUM LEVELS COMBINED - REVISED ELEVATION TREATMENT
H	BUILDING A BASEMENT LEVELS DELETED
I	REVISED PODIUM UNIT LAYOUTS FOR BUILDINGS A&B
J	BUILDING B BASEMENT REVISED
K	LIFT MAKE UP REVISED
L	ADAPTABLE UNIT PLANS REVISED

NOTES

- PASSENGER LIFTS TO AS1735.12 & BCA E3.6
- ALL ADAPTABLE UNITS TO COMPLY WITH AS 4299-1995 & THE ACCESS MOBILITY CODE
- ALL UNITS TO COMPLY WITH RELEVANT SECTIONS OF THE BCA & AUSTRALIAN STANDARDS
- ALL TOWER UNITS HAVE DIRECT ACCESS TO WASTE CHUTE THAT FEED TO WASTE ROOM BELOW
- ACCESSIBLE PATH OF TRAVEL PROVIDED TO SOUL OCCUPANCY UNITS SERVED BY A LIFT
- TACTILE INDICATORS TO ROAD CROSSINGS AS PER AS 1428.4
- ENTRANCE TO ALL BUILDINGS ALONG ACCESSIBLE PATH OF TRAVEL ARE ACCESSIBLE TO AS 128.1
- ALL DOORS SINGLE LEAF 920mm OR ACTIVE LEAF OF DOUBLE DOORS MIN 920mm
- ACCESS TO WASTE ROOM, ELECTRICAL ROOM OR GREASE TRAP ROOM NOT PROVIDED TO TENANTS
- ALL FLOOR SURFACES TO BE SLIP RESISTANT, BROOM FINISHED CONCRETE EXTERNAL (OR SIMILAR), SLIP RESISTANT FLOOR FINISH INTERNALLY (TO BE SELECTED BY COMMERCIAL TENANT)
- HANDRAIL TO AS 1428.1
- LEGEND**
- A ACCESSIBLE APARTMENT
- PS 1.8 NOM. HIGH PRIVACY SCREENING
- NOTES**
- HEAD HEIGHT OVER ACCESSIBLE CAR PARKING SPACES TO BE IN ACCORDANCE WITH AS 2890.6
- PASSENGER LIFTS TO AS 1735.12 & BCA E3.6
- ACCESSIBLE PATH OF TRAVEL PROVIDED TO ALL SOLE OCCUPANCY UNITS SERVED BY A LIFT
- TACTILE INDICATORS TO ROAD CROSSINGS AS PER AS 1428.4
- ENTRANCE TO ALL BUILDINGS ALONG ACCESSIBLE PATH OF TRAVEL ARE ACCESSIBLE TO AS 128.1
- ALL DOORS SINGLE LEAF 920mm OR ACTIVE LEAF OF DOUBLE DOORS MIN 920mm
- ACCESS TO WASTE ROOM NOT PROVIDED TO TENANTS
- ALL FLOOR SURFACES TO BE SLIP RESISTANT, BROOM FINISHED CONCRETE EXTERNAL (OR SIMILAR), SLIP RESISTANT FLOOR FINISH INTERNALLY (TO BE SELECTED BY COMMERCIAL TENANT)
- HANDRAIL TO AS 1428.1
- EXTERNAL LIGHTING DESIGNED IN ACCORDANCE WITH AS 1158.3 - LIGHTING OF ROADS & PUBLIC SPACES & TO THE ACT CRIME PREVENTION & URBAN DESIGN RESOURCES MANUAL
- TO BE READ IN CONJUNCTION WITH LANDSCAPE DRAWINGS
- ALL ADAPTABLE UNITS TO COMPLY WITH AS 4299-1995 & THE ACCESS MOBILITY CODE
- REFER TO ACOUSTIC REPORT
- REFER TO WIND REPORT
- TENANCY LAYOUT, RETAIL CONFIGURATION & ACCESS OFF STREET TENANCIES TO BE CONFIRMED WITH SUBSEQUENT INDIVIDUAL DEVELOPMENT APPLICATIONS
- MINIMUM SIGHTLINES FOR PEDESTRIAN SAFETY WILL OCCUR IN ACCORDANCE WITH AS 2890.4 - ADAPTABLE PARKING
- BICYCLE PARKING
- STORAGE AREA 2400mm x 600mm
- V VISITOR PARKING
- CAR PARK MIRRORS
- DRYING AREA
- CONDENSOR UNITS
- SITE BOUNDARY

NOT TO BE USED FOR CONSTRUCTION



revision J date 09.02.16 project 4188

GFA SCHEDULE - BUILDING B - OVERALL

LEVEL	AREA
GROUND LEVEL	2553 m ²
LEVEL 1	2512 m ²
LEVEL 2	2624 m ²
LEVEL 3	2624 m ²
LEVEL 4	2515 m ²
LEVEL 5	931 m ²
LEVEL 6	844 m ²
LEVEL 7	844 m ²
LEVEL 8	844 m ²
LEVEL 9	844 m ²
LEVEL 10	844 m ²
LEVEL 11	844 m ²
LEVEL 12	844 m ²
LEVEL 13	844 m ²
LEVEL 14	844 m ²
LEVEL 15	844 m ²
LEVEL 16	844 m ²
LEVEL 17	844 m ²
LEVEL 18	844 m ²
LEVEL 19	844 m ²
LEVEL 20	807 m ²
LEVEL 21	753 m ²
LEVEL 22	746 m ²
TOTAL	27887 m ²

PARKING SCHEDULE - BUILDING B LEVEL 4

TYPE	COUNT
ACCESSIBLE	3
STANDARD	58
STANDARD (PARALLEL)	2
Total	63



DA AMENDMENTS

AMENDMENT	DESCRIPTION
A	BUILDING A & B PODIUM LEVELS COMBINED - REVISED LANDSCAPING
B	BUILDING A & B PODIUMS COMBINED - REVISED RESIDENTIAL, RETAIL, AMENITIES AND PARKING ON GROUND FLOOR
C	PARKING NUMBERS CHANGED - OVERALL AN ADDITIONAL 10 SPACES PROVIDED
D	BUILDING A & B PODIUM LEVELS COMBINED & TOWER UNITS MODIFIED - REVISED GFA
E	BUILDING A & B PODIUM LEVELS COMBINED - REVISED RESIDENTIAL & CAR PARKING
F	REVISED BUILDING A & B TOWER LEVEL UNITS
G	BUILDING A & B PODIUM LEVELS COMBINED - REVISED ELEVATION TREATMENT
H	BUILDING A BASEMENT LEVELS DELETED
I	REVISED PODIUM UNIT LAYOUTS FOR BUILDINGS A&B
J	BUILDING B BASEMENT REVISED
K	UNIT MAKE UP REVISED
L	ADAPTABLE UNIT PLANS REVISED

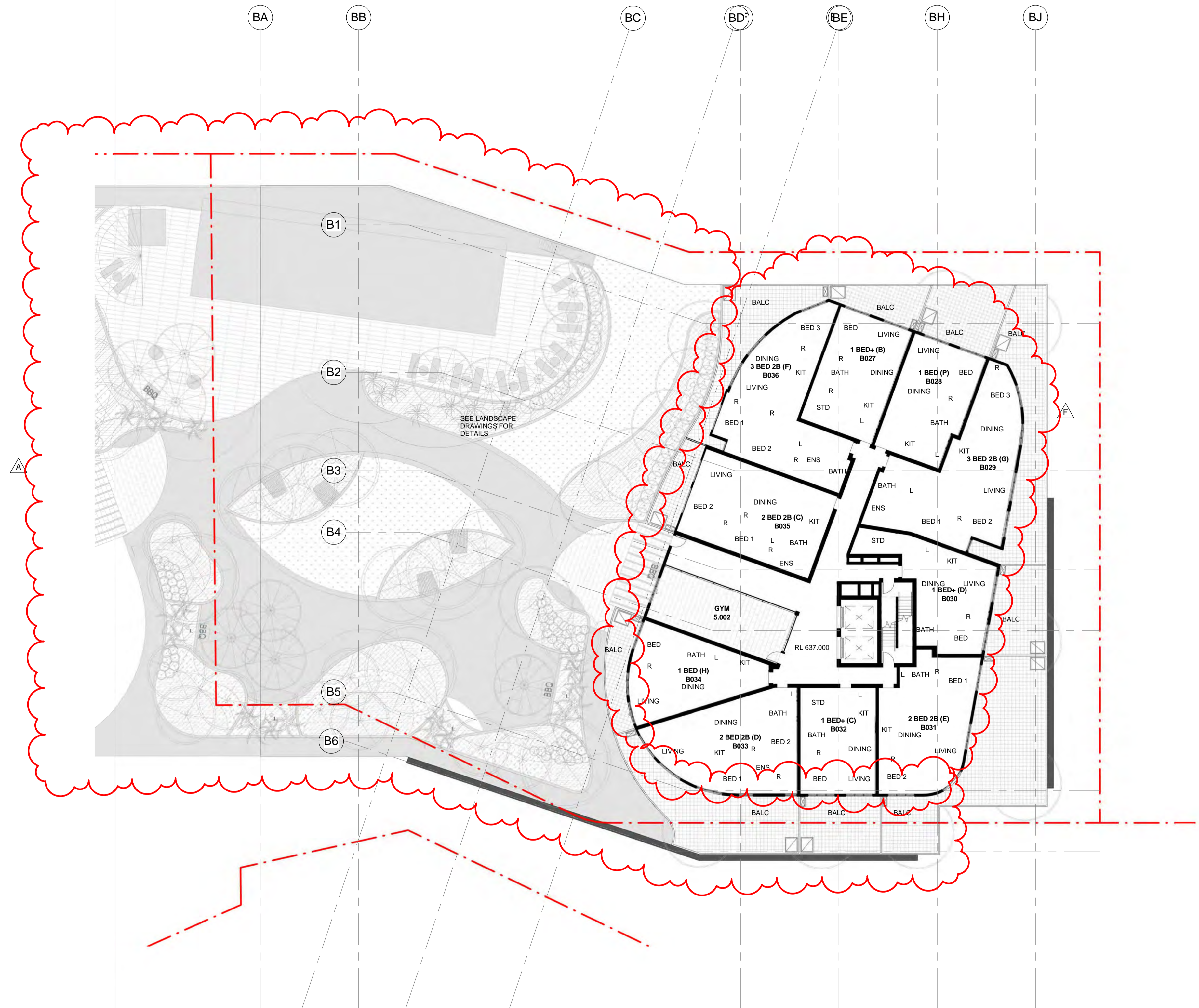
NOTES

- PASSENGER LIFTS TO AS 1735.12 & BCA E3.6
- ALL ADAPTABLE UNITS TO COMPLY WITH AS 4299-1995 & THE ACCESS MOBILITY CODE
- ALL UNITS TO COMPLY WITH RELEVANT SECTIONS OF THE BCA & AUSTRALIAN STANDARDS
- ALL TOWER UNITS HAVE DIRECT ACCESS TO WASTE CHUTE THAT FEED TO WASTE ROOM BELOW
- ACCESSIBLE PATH OF TRAVEL PROVIDED TO SOUL OCCUPANCY UNITS SERVED BY A LIFT
- TACTILE INDICATORS TO ROAD CROSSINGS AS PER AS 1428.4
- ENTRANCE TO ALL BUILDINGS ALONG ACCESSIBLE PATH OF TRAVEL ARE ACCESSIBLE TO AS 128.1
- ALL DOORS SINGLE LEAF 920mm OR ACTIVE LEAF OF DOUBLE DOORS MIN 920mm
- ACCESS TO WASTE ROOM, ELECTRICAL ROOM OR GREASE TRAP ROOM NOT PROVIDED TO TENANTS
- ALL FLOOR SURFACES TO BE SLIP RESISTANT, BROOM FINISHED CONCRETE EXTERNAL (OR SIMILAR), SLIP RESISTANT FLOOR FINISH INTERNALLY (TO BE SELECTED BY COMMERCIAL TENANT)
- HANDRAIL TO AS 1428.1
- LEGEND
- A ACCESSIBLE APARTMENT
- PS 1.8 NOM. HIGH PRIVACY SCREENING
- NOTES
- HEAD HEIGHT OVER ACCESSIBLE CAR PARKING SPACES TO BE IN ACCORDANCE WITH AS 2890.6
- PASSENGER LIFTS TO AS 1735.12 & BCA E3.6
- ACCESSIBLE PATH OF TRAVEL PROVIDED TO ALL SOLE OCCUPANCY UNITS SERVED BY A LIFT
- TACTILE INDICATORS TO ROAD CROSSINGS AS PER AS 1428.4
- ENTRANCE TO ALL BUILDINGS ALONG ACCESSIBLE PATH OF TRAVEL ARE ACCESSIBLE TO AS 128.1
- ALL DOORS SINGLE LEAF 920mm OR ACTIVE LEAF OF DOUBLE DOORS MIN 920mm
- ACCESS TO WASTE ROOM NOT PROVIDED TO TENANTS
- ALL FLOOR SURFACES TO BE SLIP RESISTANT, BROOM FINISHED CONCRETE EXTERNAL (OR SIMILAR), SLIP RESISTANT FLOOR FINISH INTERNALLY (TO BE SELECTED BY COMMERCIAL TENANT)
- HANDRAIL TO AS 1428.1
- EXTERNAL LIGHTING DESIGNED IN ACCORDANCE WITH AS 158.3 - LIGHTING OF ROADS & PUBLIC SPACES & TO THE ACT PREVENTION & URBAN DESIGN RESOURCES MANUAL
- TO BE READ IN CONJUNCTION WITH LANDSCAPE DRAWINGS
- ALL ADAPTABLE UNITS TO COMPLY WITH AS 4299-1995 & THE ACCESS MOBILITY CODE
- REFER TO ACOUSTIC REPORT
- REFER TO WIND REPORT
- TENANCY LAYOUT, RETAIL CONFIGURATION & ACCESS OFF STREET TENANCIES TO BE CONFIRMED WITH SUBSEQUENT INDIVIDUAL DEVELOPMENT APPLICATIONS
- MINIMUM STABLE PARKING FOR PEDESTRIAN SAFETY WILL BE PROVIDED IN ACCORDANCE WITH AS 2890.1
- STORAGE AREA 2400mm x 600mm
- V VISITOR PARKING
- CAR PARK MIRRORS
- DRYING AREA
- CONDENSOR UNITS
- SITE BOUNDARY TO BE USED FOR CONSTRUCTION

GFA SCHEDULE - BUILDING B - OVERALL

LEVEL	AREA
GROUND LEVEL	2553 m ²
LEVEL 1	2512 m ²
LEVEL 2	2624 m ²
LEVEL 3	2624 m ²
LEVEL 4	2515 m ²
LEVEL 5	931 m ²
LEVEL 6	844 m ²
LEVEL 7	844 m ²
LEVEL 8	844 m ²
LEVEL 9	844 m ²
LEVEL 10	844 m ²
LEVEL 11	844 m ²
LEVEL 12	844 m ²
LEVEL 13	844 m ²
LEVEL 14	844 m ²
LEVEL 15	844 m ²
LEVEL 16	844 m ²
LEVEL 17	844 m ²
LEVEL 18	844 m ²
LEVEL 19	844 m ²
LEVEL 20	807 m ²
LEVEL 21	753 m ²
LEVEL 22	746 m ²
TOTAL	27887 m ²

DA AMENDMENTS	
A	BUILDING A & B PODIUM LEVELS COMBINED - REVISED LANDSCAPING
B	BUILDING A & B PODIUMS COMBINED - REVISED RESIDENTIAL, RETAIL, AMENITIES AND PARKING ON GROUND FLOOR
C	PARKING NUMBERS CHANGED - OVERALL AN ADDITIONAL 10 SPACES PROVIDED
D	BUILDING A & B PODIUM LEVELS COMBINED & TOWER UNITS MODIFIED - REVISED GFA
E	BUILDING A & B PODIUM LEVELS COMBINED - REVISED RESIDENTIAL & CAR PARKING
F	REVISED BUILDING A & B TOWER LEVEL UNITS
G	BUILDING A & B PODIUM LEVELS COMBINED - REVISED ELEVATION TREATMENT
H	BUILDING A BASEMENT LEVELS DELETED
I	REVISED PODIUM UNIT LAYOUTS FOR BUILDINGS A&B
J	BUILDING B BASEMENT REVISED
K	UNIT MAKE UP REVISED
L	ADAPTABLE UNIT PLANS REVISED



NOTES

PASSENGER LIFTS TO AS1735.12 & BCA E3.6

ALL ADAPTABLE UNITS TO COMPLY WITH AS 4299-1995 & THE ACCESS MOBILITY CODE

ALL UNITS TO COMPLY WITH RELEVANT SECTIONS OF THE BCA & AUSTRALIAN STANDARDS

ALL TOWER UNITS HAVE DIRECT ACCESS TO WASTE CHUTE THAT FEED TO WASTE ROOM BELOW

ACCESSIBLE PATH OF TRAVEL PROVIDED TO SOUL OCCUPANCY UNITS SERVED BY A LIFT

TACTILE INDICATORS TO ROAD CROSSINGS AS PER AS 1428.4

ENTRANCE TO ALL BUILDINGS ALONG ACCESSIBLE PATH OF TRAVEL ARE ACCESSIBLE TO AS 128.1

ALL DOORS SINGLE LEAF 920mm OR ACTIVE LEAF OF DOUBLE DOORS MIN 920mm

ACCESS TO WASTE ROOM, ELECTRICAL ROOM OR GREASE TRAP ROOM NOT PROVIDED TO TENANTS

ALL FLOOR SURFACES TO BE SLIP RESISTANT, BROOM FINISHED CONCRETE EXTERNAL, (OR SIMILAR), SLIP RESISTANT FLOOR FINISH INTERNALLY (TO BE SELECTED BY COMMERCIAL TENANT)

HANDRAIL TO AS 1428.1

- LEGEND**
- A ACCESSIBLE APARTMENT
 - PS 1.8 NOM. HIGH PRIVACY SCREENING
 - ADAPTABLE PARKING
 - BICYCLE PARKING
 - STORAGE AREA 2400mm x 600mm
 - V VISITOR PARKING
 - CAR PARK MIRRORS
 - DRYING AREA
 - CONDENSOR UNITS
 - SITE BOUNDARY

NOT TO BE USED FOR CONSTRUCTION



revision J date 09.02.16 project 4188

GFA SCHEDULE - BUILDING B - OVERALL

LEVEL	AREA
GROUND LEVEL	2553 m ²
LEVEL 1	2512 m ²
LEVEL 2	2624 m ²
LEVEL 3	2624 m ²
LEVEL 4	2515 m ²
LEVEL 5	931 m ²
LEVEL 6	844 m ²
LEVEL 7	844 m ²
LEVEL 8	844 m ²
LEVEL 9	844 m ²
LEVEL 10	844 m ²
LEVEL 11	844 m ²
LEVEL 12	844 m ²
LEVEL 13	844 m ²
LEVEL 14	844 m ²
LEVEL 15	844 m ²
LEVEL 16	844 m ²
LEVEL 17	844 m ²
LEVEL 18	844 m ²
LEVEL 19	844 m ²
LEVEL 20	807 m ²
LEVEL 21	753 m ²
LEVEL 22	746 m ²
TOTAL	27887 m ²

DA AMENDMENTS

AMENDMENT	DESCRIPTION
A	BUILDING A & B PODIUM LEVELS COMBINED - REVISED LANDSCAPING
B	BUILDING A & B PODIUMS COMBINED - REVISED RESIDENTIAL, RETAIL, AMENITIES AND PARKING ON GROUND FLOOR
C	PARKING NUMBERS CHANGED - OVERALL AN ADDITIONAL 10 SPACES PROVIDED
D	BUILDING A & B PODIUM LEVELS COMBINED & TOWER UNITS MODIFIED - REVISED GFA
E	BUILDING A & B PODIUM LEVELS COMBINED - REVISED RESIDENTIAL & CAR PARKING
F	REVISED BUILDING A & B TOWER LEVEL UNITS
G	BUILDING A & B PODIUM LEVELS COMBINED - REVISED ELEVATION TREATMENT
H	BUILDING A BASEMENT LEVELS DELETED
I	REVISED PODIUM UNIT LAYOUTS FOR BUILDINGS A&B
J	BUILDING B BASEMENT REVISED
K	UNIT MAKE UP REVISED
L	ADAPTABLE UNIT PLANS REVISED


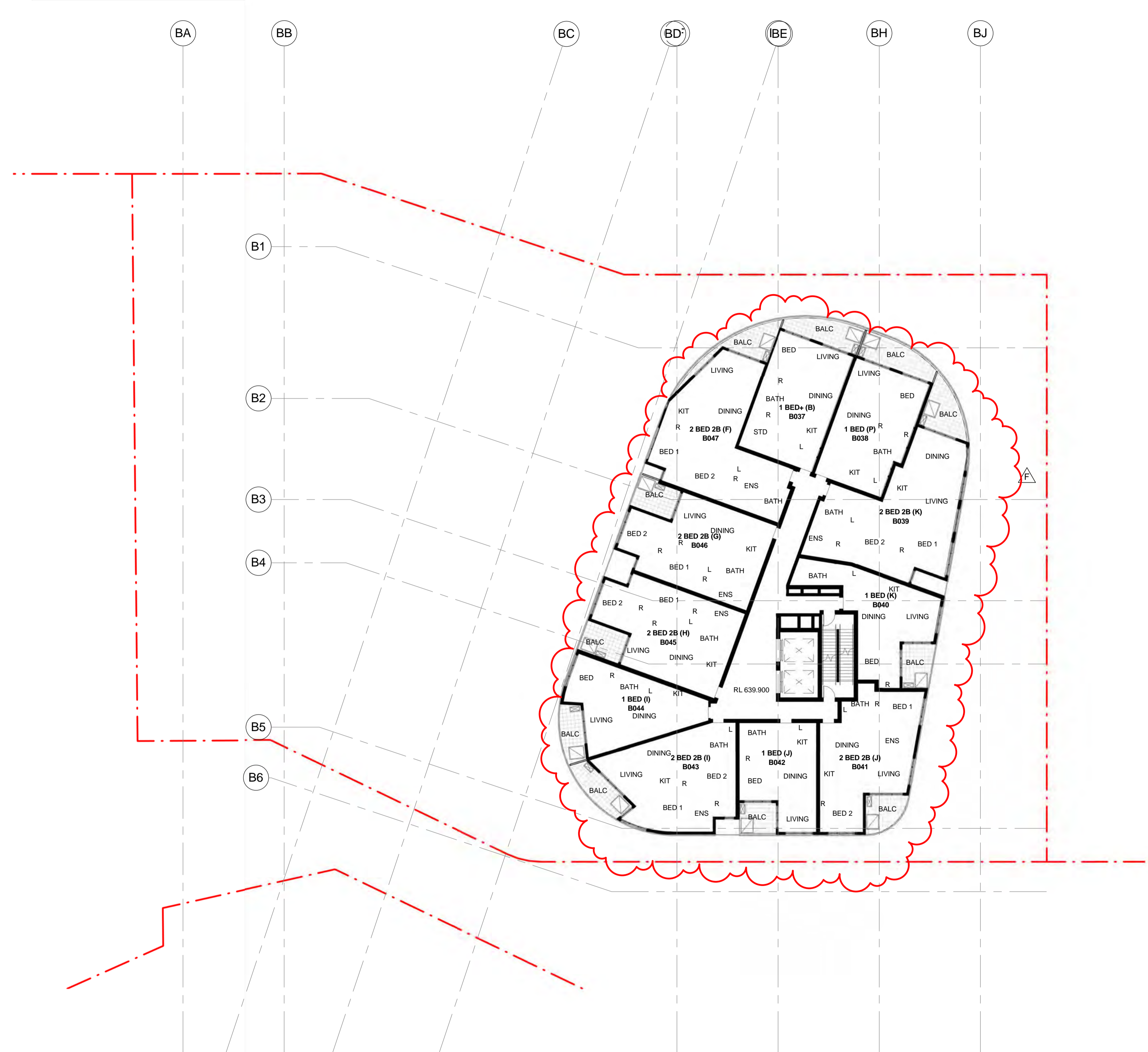
NOTES

- PASSENGER LIFTS TO AS1735.12 & BCA E3.6
- ALL ADAPTABLE UNITS TO COMPLY WITH AS 4299-1995 & THE ACCESS MOBILITY CODE
- ALL UNITS TO COMPLY WITH RELEVANT SECTIONS OF THE BCA & AUST STANDARDS
- ALL TOWER UNITS HAVE DIRECT ACCESS TO WASTE CHUTE THAT FEED TO WASTE ROOM BELOW
- ACCESSIBLE PATH OF TRAVEL PROVIDED TO SOUL OCCUPANCY UNITS SERVED BY A LIFT
- TACTILE INDICATORS TO ROAD CROSSINGS AS PER AS 1428.4
- ENTRANCE TO ALL BUILDINGS ALONG ACCESSIBLE PATH OF TRAVEL ARE ACCESSIBLE TO AS 128.1
- ALL DOORS SINGLE LEAF 920mm OR ACTIVE LEAF OF DOUBLE DOORS MIN 920mm
- ACCESS TO WASTE ROOM, ELECTRICAL ROOM OR GREASE TRAP ROOM NOT PROVIDED TO TENANTS
- ALL FLOOR SURFACES TO BE SLIP RESISTANT, BROOM FINISHED CONCRETE EXTERNAL (OR SIMILAR), SLIP RESISTANT FLOOR FINISH INTERNALLY (TO BE SELECTED BY COMMERCIAL TENANT)
- HANDRAIL TO AS 1428.1

LEGEND

- A ACCESSIBLE APARTMENT
- PS 1.8 NOM. HIGH PRIVACY SCREENING
- ADAPTABLE PARKING
- BICYCLE PARKING
- STORAGE AREA 2400mm x 600mm
- V VISITOR PARKING
- CAR PARK MIRRORS
- DRYING AREA
- CONDENSOR UNITS
- SITE BOUNDARY

ADDITIONAL INFORMATION	DATE
1. BUILDING HEIGHT REDUCED BY 5 LEVELS	11.09.15
2. SCHEDULES UPDATED TO SHOW NEW FLOORPLANS SETBACKS LAYOUT ON TOWERS A & B	15.09.15
3. TOWER C CAP AMENDED	22.09.15
4. BUILDING A & B PODIUMS COMBINED	14.10.15
5. UNIT TYPES & LANDSCAPING REFINED	18.11.15
6. PODIUM SETBACK FROM NORTH BOUNDARY INCREASED. UNIT TYPES & LANDSCAPING REFINED	05.02.16



GEOCON GUNGAHLIN
BLOCK 3 SECTION 209 GUNGAHLIN

DA-B158
BUILDING B - PUBLIC NOTIFICATION PLAN - LEVEL 06 TO LEVEL 19 (TYPICAL)

NOT TO BE USED FOR CONSTRUCTION

0 2 4 6 8 10m Scale 1:200 @ A1

revision K date 09.02.16 project 4188

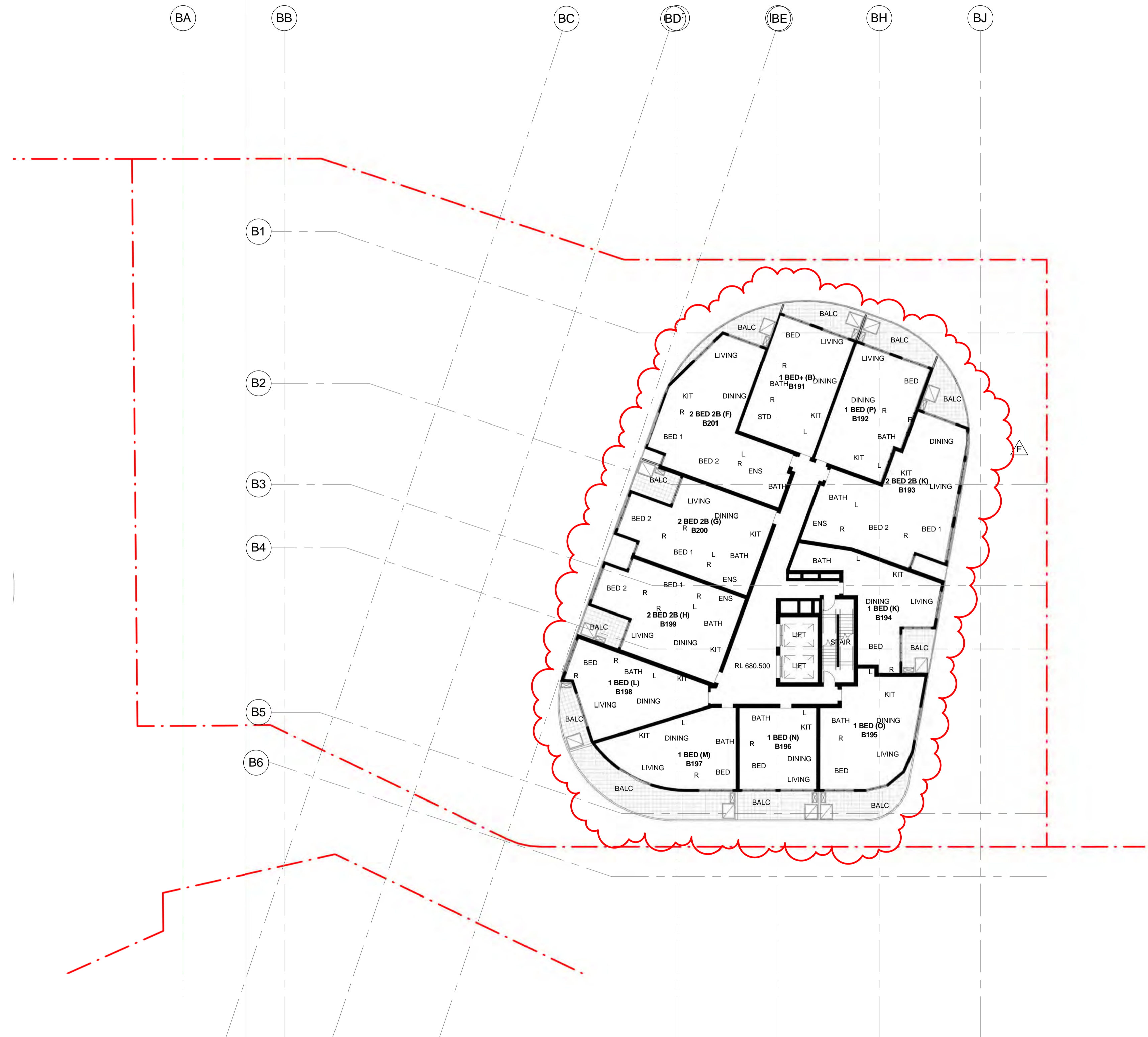
GFA SCHEDULE - BUILDING B - OVERALL

LEVEL	AREA
GROUND LEVEL	2553 m ²
LEVEL 1	2512 m ²
LEVEL 2	2624 m ²
LEVEL 3	2624 m ²
LEVEL 4	2515 m ²
LEVEL 5	931 m ²
LEVEL 6	844 m ²
LEVEL 7	844 m ²
LEVEL 8	844 m ²
LEVEL 9	844 m ²
LEVEL 10	844 m ²
LEVEL 11	844 m ²
LEVEL 12	844 m ²
LEVEL 13	844 m ²
LEVEL 14	844 m ²
LEVEL 15	844 m ²
LEVEL 16	844 m ²
LEVEL 17	844 m ²
LEVEL 18	844 m ²
LEVEL 19	844 m ²
LEVEL 20	807 m ²
LEVEL 21	753 m ²
LEVEL 22	746 m ²
TOTAL	27887 m ²

DA AMENDMENTS


AMENDMENT	DESCRIPTION
A	BUILDING A & B PODIUM LEVELS COMBINED - REVISED LANDSCAPING
B	BUILDING A & B PODIUMS COMBINED. REVISED RESIDENTIAL, RETAIL, AMENITIES AND PARKING ON GROUND FLOOR
C	PARKING NUMBERS CHANGED - OVERALL AN ADDITIONAL 19 SPACES PROVIDED
D	BUILDING A & B PODIUM LEVELS COMBINED & TOWER UNITS MODIFIED - REVISED GFA
E	BUILDING A & B PODIUM LEVELS COMBINED - REVISED RESIDENTIAL & CAR PARKING
F	REVISED BUILDING A & B TOWER LEVEL UNITS
G	BUILDING A & B PODIUM LEVELS COMBINED - REVISED ELEVATION TREATMENT
H	BUILDING A BASEMENT LEVELS DELETED
I	REVISED PODIUM UNIT LAYOUTS FOR BUILDINGS A&B
J	BUILDING B BASEMENT REVISED
K	UNIT MAKE UP REVISED
L	ADAPTABLE UNIT PLANS REVISED

- NOTES**
- PASSENGER LIFTS TO AS1735.12 & BCA E3.6
 - ALL ADAPTABLE UNITS TO COMPLY WITH AS 4299-1995 & THE ACCESS MOBILITY CODE
 - ALL UNITS TO COMPLY WITH RELEVANT SECTIONS OF THE BCA & AUSTRALIAN STANDARDS
 - ALL TOWER UNITS HAVE DIRECT ACCESS TO WASTE CHUTE THAT FEED TO WASTE ROOM BELOW
 - ACCESSIBLE PATH OF TRAVEL PROVIDED TO SOUL OCCUPANCY UNITS SERVED BY A LIFT
 - TACTILE INDICATORS TO ROAD CROSSINGS AS PER AS 1428.4
 - ENTRANCE TO ALL BUILDINGS ALONG ACCESSIBLE PATH OF TRAVEL ARE ACCESSIBLE TO AS 128.1
 - ALL DOORS SINGLE LEAF 920mm OR ACTIVE LEAF OF DOUBLE DOORS MIN 920mm
 - ACCESS TO WASTE ROOM, ELECTRICAL ROOM OR GREASE TRAP ROOM NOT PROVIDED TO TENANTS
 - ALL FLOOR SURFACES TO BE SLIP RESISTANT, BROOM FINISHED CONCRETE EXTERNAL, (OR SIMILAR), SLIP RESISTANT FLOOR FINISH INTERNALLY (TO BE SELECTED BY COMMERCIAL TENANT)
 - HANDRAIL TO AS 1428.1
- LEGEND**
- A ACCESSIBLE APARTMENT
 - PS 1.8 NOM. HIGH PRIVACY SCREENING
 - ADAPTABLE PARKING
 - BICYCLE PARKING
 - STORAGE AREA 2400mm x 600mm
 - V VISITOR PARKING
 - CAR PARK MIRRORS
 - DRYING AREA
 - CONDENSOR UNITS
 - SITE BOUNDARY



1 BUILDING B - LEVEL 20 PUB NOT
1 : 200

ADDITIONAL INFORMATION	DATE
1. BUILDING HEIGHT REDUCED BY 5 LEVELS	11.09.15
2. SCHEDULES UPDATED TO SHOW NEW FLOORPLANS SETBACKS LAYOUT ON TOWERS A & B	15.09.15
3. TOWER C CAP AMENDED	22.09.15
4. BUILDING A & B PODIUMS COMBINED	14.10.15
5. UNIT TYPES & LANDSCAPING REFINED	18.11.15
6. PODIUM SETBACK FROM NORTH BOUNDARY INCREASED. UNIT TYPES & LANDSCAPING REFINED	05.02.16



GEOCON GUNGAHLIN
BLOCK 3 SECTION 209 GUNGAHLIN

DA-B159 BUILDING B - PUBLIC NOTIFICATION PLAN - LEVEL 20

NOT TO BE USED FOR CONSTRUCTION

revision E date 09.02.16 project 4188

GFA SCHEDULE - BUILDING B - OVERALL

LEVEL	AREA
GROUND LEVEL	2553 m ²
LEVEL 1	2512 m ²
LEVEL 2	2624 m ²
LEVEL 3	2624 m ²
LEVEL 4	2515 m ²
LEVEL 5	931 m ²
LEVEL 6	844 m ²
LEVEL 7	844 m ²
LEVEL 8	844 m ²
LEVEL 9	844 m ²
LEVEL 10	844 m ²
LEVEL 11	844 m ²
LEVEL 12	844 m ²
LEVEL 13	844 m ²
LEVEL 14	844 m ²
LEVEL 15	844 m ²
LEVEL 16	844 m ²
LEVEL 17	844 m ²
LEVEL 18	844 m ²
LEVEL 19	844 m ²
LEVEL 20	807 m ²
LEVEL 21	753 m ²
LEVEL 22	746 m ²
TOTAL	27887 m ²

DA AMENDMENTS

AMENDMENT	DESCRIPTION
A	BUILDING A & B PODIUM LEVELS COMBINED - REVISED LANDSCAPING
B	BUILDING A & B PODIUMS COMBINED. REVISED RESIDENTIAL, RETAIL, AMENITIES AND PARKING ON GROUND FLOOR
C	PARKING NUMBERS CHANGED. OVERALL AN ADDITIONAL 10 SPACES PROVIDED.
D	BUILDING A & B PODIUM LEVELS COMBINED & TOWER UNITS MODIFIED - REVISED GFA
E	BUILDING A & B PODIUM LEVELS COMBINED - REVISED RESIDENTIAL & CAR PARKING
F	REVISED BUILDING A & B TOWER LEVEL UNITS
G	BUILDING A & B PODIUM LEVELS COMBINED - REVISED ELEVATION TREATMENT
H	BUILDING A BASEMENT LEVELS DELETED
I	REVISED PODIUM UNIT LAYOUTS FOR BUILDINGS A&B
J	BUILDING B BASEMENT REVISED
K	UNIT MAKE UP REVISED
L	ADAPTABLE UNIT PLANS REVISED

NOTES

PASSENGER LIFTS TO AS1735.12 & BCA E3.6

ALL ADAPTABLE UNITS TO COMPLY WITH AS 4299-1995 & THE ACCESS MOBILITY CODE

ALL UNITS TO COMPLY WITH RELEVANT SECTIONS OF THE BCA & AUSTRALIAN STANDARDS

ALL TOWER UNITS HAVE DIRECT ACCESS TO WASTE CHUTE THAT FEED TO WASTE ROOM BELOW

ACCESSIBLE PATH OF TRAVEL PROVIDED TO SOUL OCCUPANCY UNITS SERVED BY A LIFT

TACTILE INDICATORS TO ROAD CROSSINGS AS PER AS 1428.4

ENTRANCE TO ALL BUILDINGS ALONG ACCESSIBLE PATH OF TRAVEL ARE ACCESSIBLE TO AS 128.1

ALL DOORS SINGLE LEAF 920mm OR ACTIVE LEAF OF DOUBLE DOORS MIN 920mm

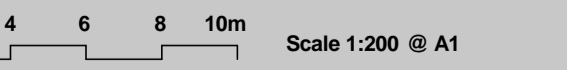
ACCESS TO WASTE ROOM, ELECTRICAL ROOM OR GREASE TRAP ROOM NOT PROVIDED TO TENANTS

ALL FLOOR SURFACES TO BE SLIP RESISTANT, BROOM FINISHED CONCRETE EXTERNAL (OR SIMILAR). SLIP RESISTANT FLOOR FINISH INTERNALLY (TO BE SELECTED BY COMMERCIAL TENANT)

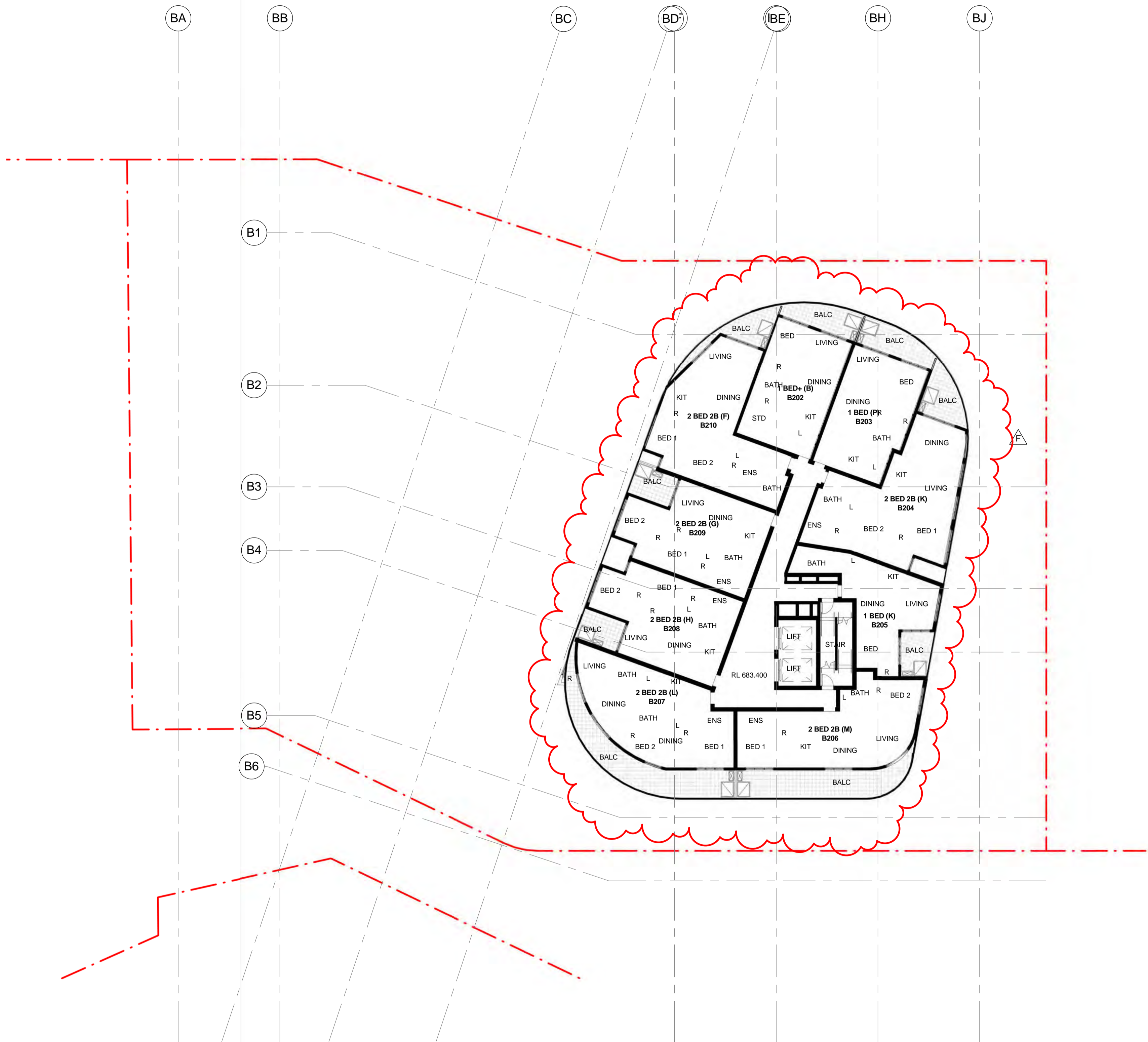
HANDRAIL TO AS 1428.1

- LEGEND**
- A ACCESSIBLE APARTMENT
 - PS 1.8 NOM. HIGH PRIVACY SCREENING
 - ADAPTABLE PARKING
 - BICYCLE PARKING
 - STORAGE AREA 2400mm x 600mm
 - V VISITOR PARKING
 - CAR PARK MIRRORS
 - DRYING AREA
 - CONDENSOR UNITS
 - SITE BOUNDARY


NOT TO BE USED FOR CONSTRUCTION



revision D date 09.02.16 project 4188



ADDITIONAL INFORMATION	DATE
1. BUILDING HEIGHT REDUCED BY 5 LEVELS	11.09.15
2. SCHEDULES UPDATED TO SHOW NEW FLOORPLANS SETBACKS LAYOUT ON TOWERS A & B	15.09.15
3. TOWER C CAP AMENDED	22.09.15
4. BUILDING A & B PODIUMS COMBINED	14.10.15
5. UNIT TYPES & LANDSCAPING REFINED	18.11.15
6. PODIUM SETBACK FROM NORTH BOUNDARY INCREASED. UNIT TYPES & LANDSCAPING REFINED	05.02.16



**GEOCON GUNGAHLIN
BLOCK 3 SECTION 209 GUNGAHLIN**

**DA-B160 BUILDING B - PUBLIC
NOTIFICATION PLAN - LEVEL 21**

GFA SCHEDULE - BUILDING B - OVERALL

LEVEL	AREA
GROUND LEVEL	2553 m ²
LEVEL 1	2512 m ²
LEVEL 2	2624 m ²
LEVEL 3	2624 m ²
LEVEL 4	2515 m ²
LEVEL 5	931 m ²
LEVEL 6	844 m ²
LEVEL 7	844 m ²
LEVEL 8	844 m ²
LEVEL 9	844 m ²
LEVEL 10	844 m ²
LEVEL 11	844 m ²
LEVEL 12	844 m ²
LEVEL 13	844 m ²
LEVEL 14	844 m ²
LEVEL 15	844 m ²
LEVEL 16	844 m ²
LEVEL 17	844 m ²
LEVEL 18	844 m ²
LEVEL 19	844 m ²
LEVEL 20	807 m ²
LEVEL 21	753 m ²
LEVEL 22	746 m ²
TOTAL	27887 m ²

DA AMEDMENTS

AMENDMENT	DESCRIPTION
A	BUILDING A & B PODIUM LEVELS COMBINED - REVISED LANDSCAPING
B	BUILDING A & B PODIUMS COMBINED. REVISED RESIDENTIAL, RETAIL, AMENITIES AND PARKING ON GROUND FLOOR
C	PARKING NUMBERS CHANGED. OVERALL AN ADDITIONAL 10 SPACES PROVIDED.
D	BUILDING A & B PODIUM LEVELS COMBINED & TOWER UNITS MODIFIED - REVISED GFA
E	BUILDING A & B PODIUM LEVELS COMBINED - REVISED RESIDENTIAL & CAR PARKING
F	REVISED BUILDING A & B TOWER LEVEL UNITS
G	BUILDING A & B PODIUM LEVELS COMBINED - REVISED ELEVATION TREATMENT
H	BUILDING A BASEMENT LEVELS DELETED
I	REVISED PODIUM UNIT LAYOUTS FOR BUILDINGS A&B
J	BUILDING B BASEMENT REVISED
K	UNIT MAKE UP REVISED
L	ADAPTABLE UNIT PLANS REVISED

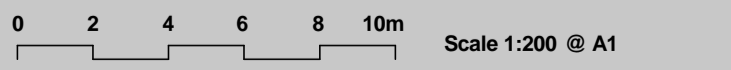
NOTES

- PASSENGER LIFTS TO AS1735.12 & BCA E3.6
- ALL ADAPTABLE UNITS TO COMPLY WITH AS 4299-1995 & THE ACCESS MOBILITY CODE
- ALL UNITS TO COMPLY WITH RELEVANT SECTIONS OF THE BCA & AUSTRALIAN STANDARDS
- ALL TOWER UNITS HAVE DIRECT ACCESS TO WASTE CHUTE THAT FEED TO WASTE ROOM BELOW
- ACCESSIBLE PATH OF TRAVEL PROVIDED TO SOUL OCCUPANCY UNITS SERVED BY A LIFT
- TACTILE INDICATORS TO ROAD CROSSINGS AS PER AS 1428.4
- ENTRANCE TO ALL BUILDINGS ALONG ACCESSIBLE PATH OF TRAVEL ARE ACCESSIBLE TO AS 128.1
- ALL DOORS SINGLE LEAF 920mm OR ACTIVE LEAF OF DOUBLE DOORS MIN 920mm
- ACCESS TO WASTE ROOM, ELECTRICAL ROOM OR GREASE TRAP ROOM NOT PROVIDED TO TENANTS
- ALL FLOOR SURFACES TO BE SLIP RESISTANT. ROOM FINISHED CONCRETE EXTERNAL (OR SIMILAR). SLIP RESISTANT FLOOR FINISH INTERNALLY (TO BE SELECTED BY COMMERCIAL TENANT)
- HANDRAIL TO AS 1428.1

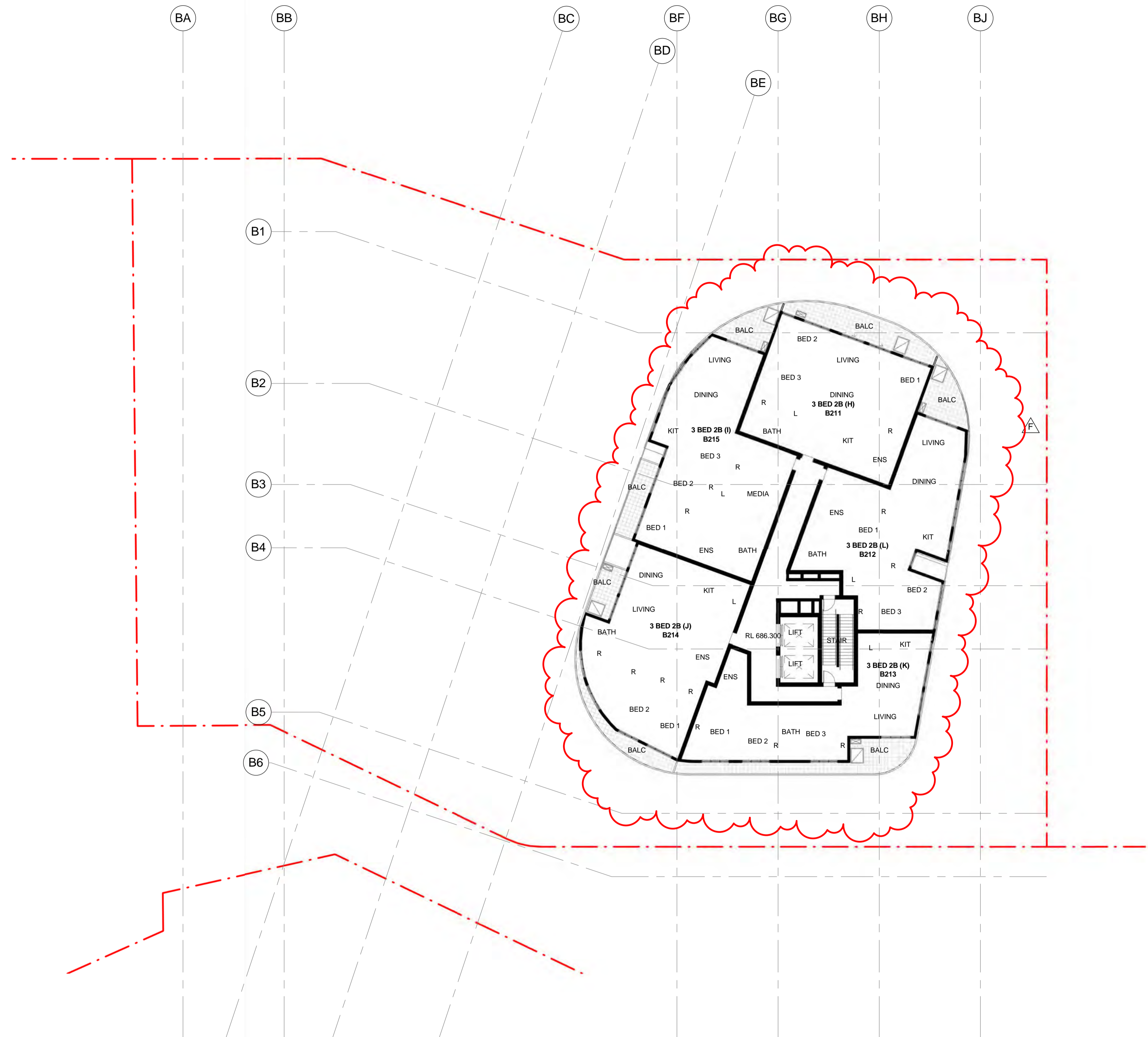
LEGEND

- A ACCESSIBLE APARTMENT
- PS 1.8 NOM. HIGH PRIVACY SCREENING
- ADAPTABLE PARKING
- BICYCLE PARKING
- STORAGE AREA 2400mm x 600mm
- V VISITOR PARKING
- CAR PARK MIRRORS
- DRYING AREA
- CONDENSOR UNITS
- SITE BOUNDARY


NOT TO BE USED FOR CONSTRUCTION



revision	D	date	09.02.16
project	4188		



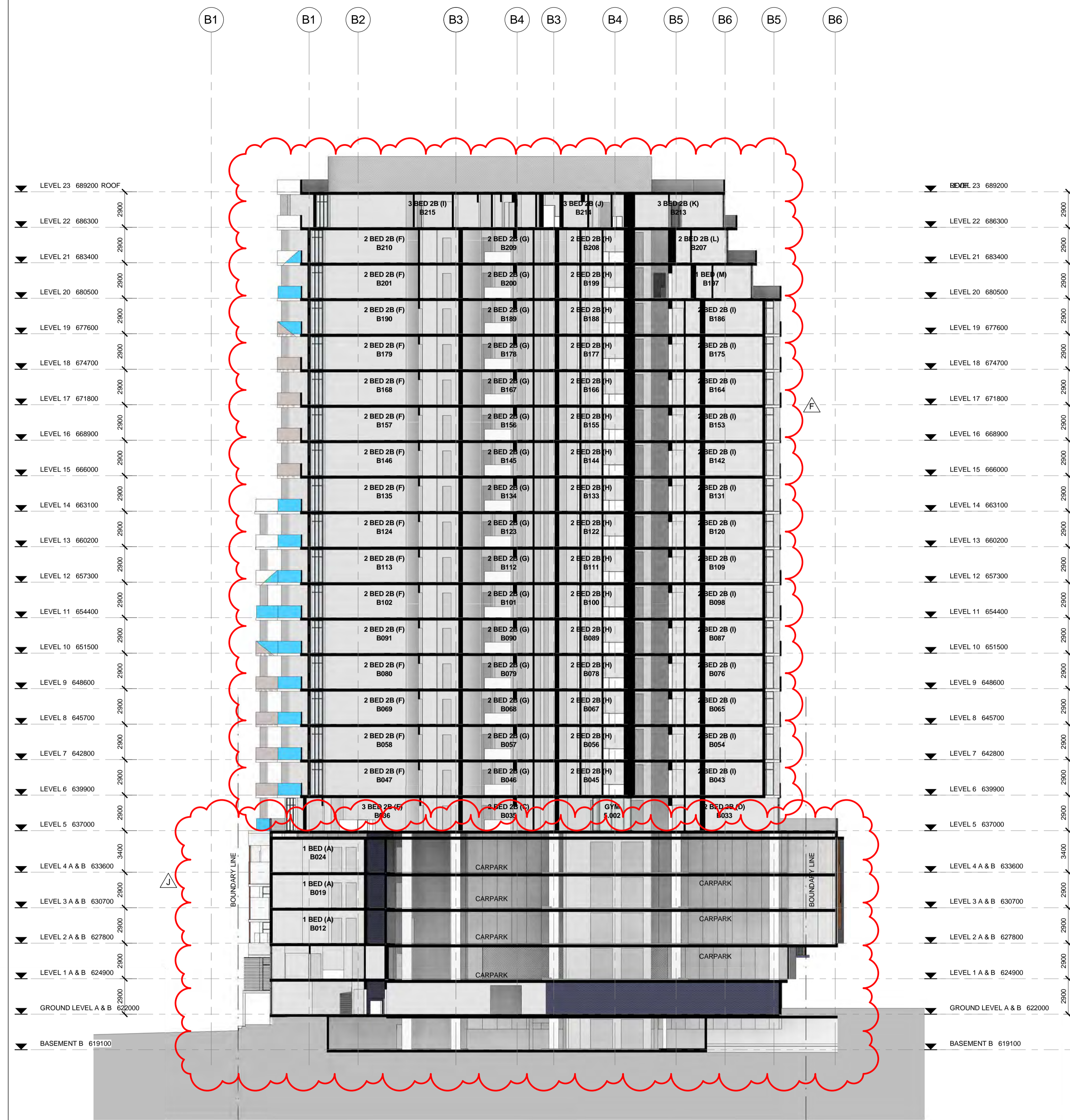
ADDITIONAL INFORMATION	DATE
1. BUILDING HEIGHT REDUCED BY 5 LEVELS	11.09.15
2. SCHEDULES UPDATED TO SHOW NEW FLOORPLANS SETBACKS LAYOUT ON TOWERS A & B	15.09.15
3. TOWER C CAP AMENDED	22.09.15
4. BUILDING A & B PODIUMS COMBINED	14.10.15
5. UNIT TYPES & LANDSCAPING REFINED	18.11.15
6. PODIUM SETBACK FROM NORTH BOUNDARY INCREASED. UNIT TYPES & LANDSCAPING REFINED	05.02.16



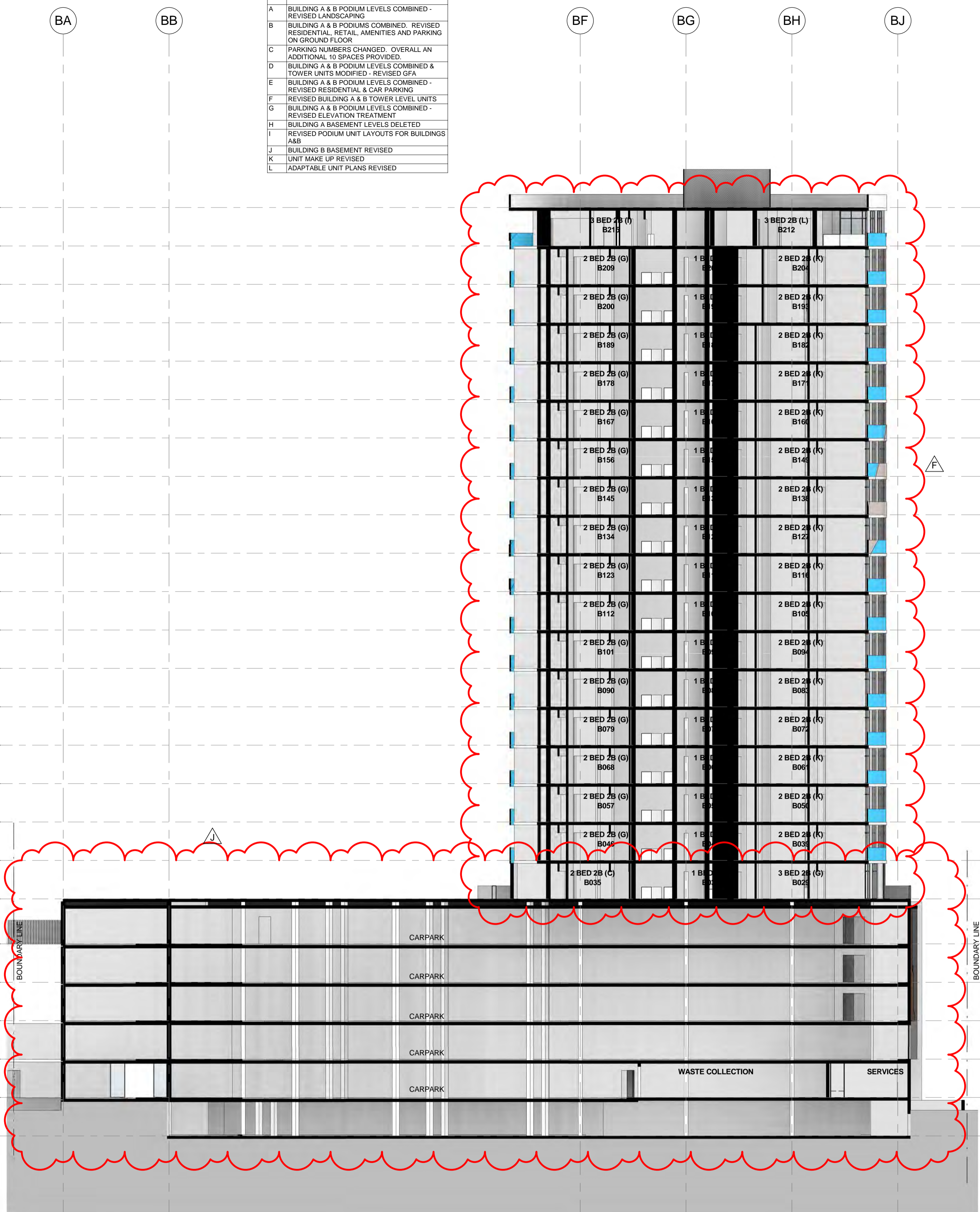
**GEOCON GUNGAHLIN
BLOCK 3 SECTION 209 GUNGAHLIN**

**DA-B161 BUILDING B - PUBLIC
NOTIFICATION PLAN - LEVEL 22**


DA AMEDMENTS	
A	BUILDING A & B PODIUM LEVELS COMBINED - REVISED LANDSCAPING
B	BUILDING A & B PODIUMS COMBINED - REVISED RESIDENTIAL, RETAIL, AMENITIES AND PARKING ON GROUND FLOOR
C	PARKING NUMBERS CHANGED - OVERALL AN ADDITIONAL 10 SPACES PROVIDED
D	BUILDING A & B PODIUM LEVELS COMBINED & TOWER UNITS MODIFIED - REVISED GFA
E	BUILDING A & B PODIUM LEVELS COMBINED - REVISED RESIDENTIAL & CAR PARKING
F	REVISED BUILDING A & B TOWER LEVEL UNITS
G	BUILDING A & B PODIUM LEVELS COMBINED - REVISED ELEVATION TREATMENT
H	BUILDING A BASEMENT LEVELS DELETED
I	REVISED PODIUM UNIT LAYOUTS FOR BUILDINGS A&B
J	BUILDING B BASEMENT REVISED
K	UNIT MAKE UP REVISED
L	ADAPTABLE UNIT PLANS REVISED



1 BLOCK 3 SECTION 1
1: 200

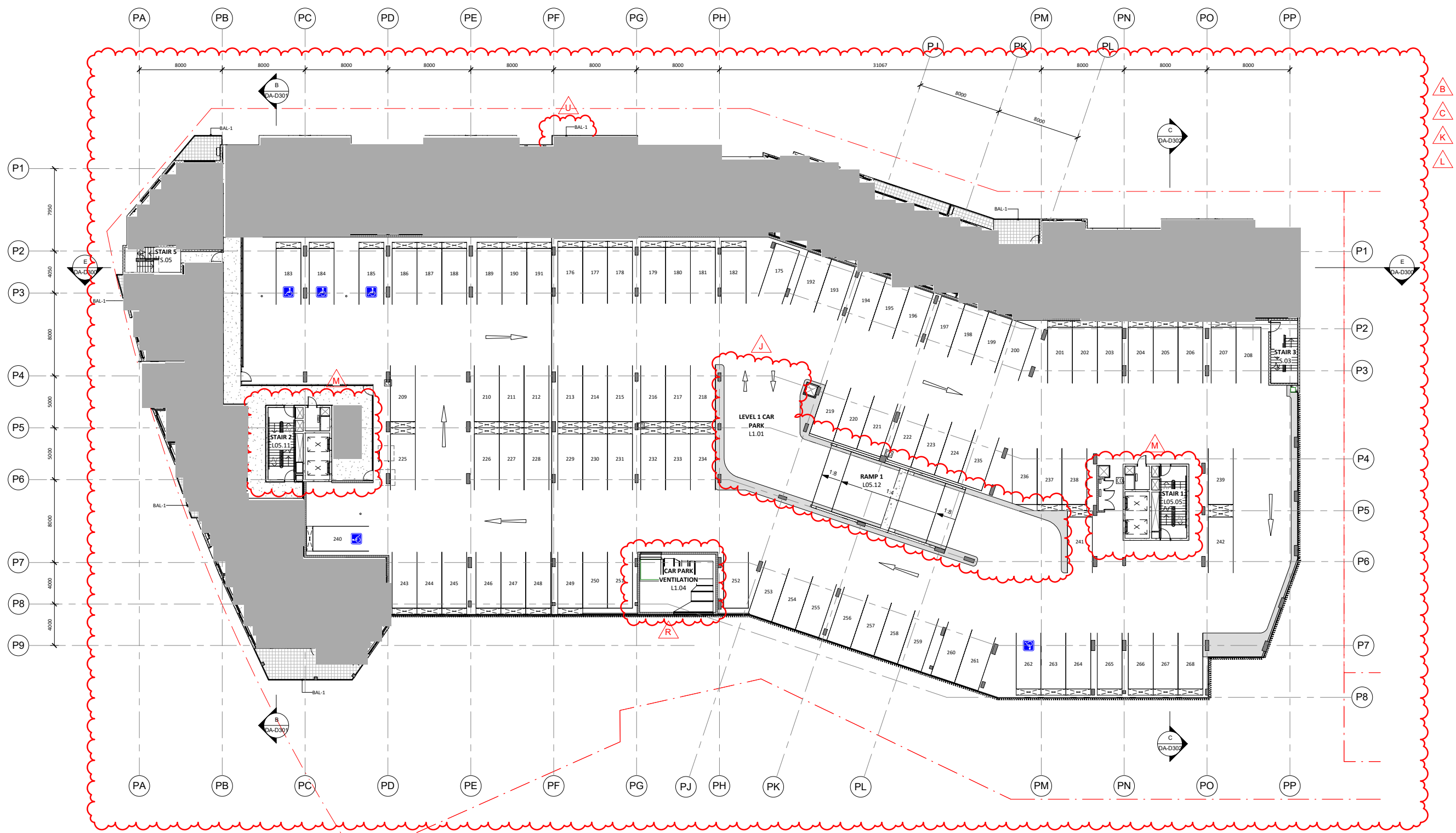


2 BLOCK 3 SECTION 2
1: 200



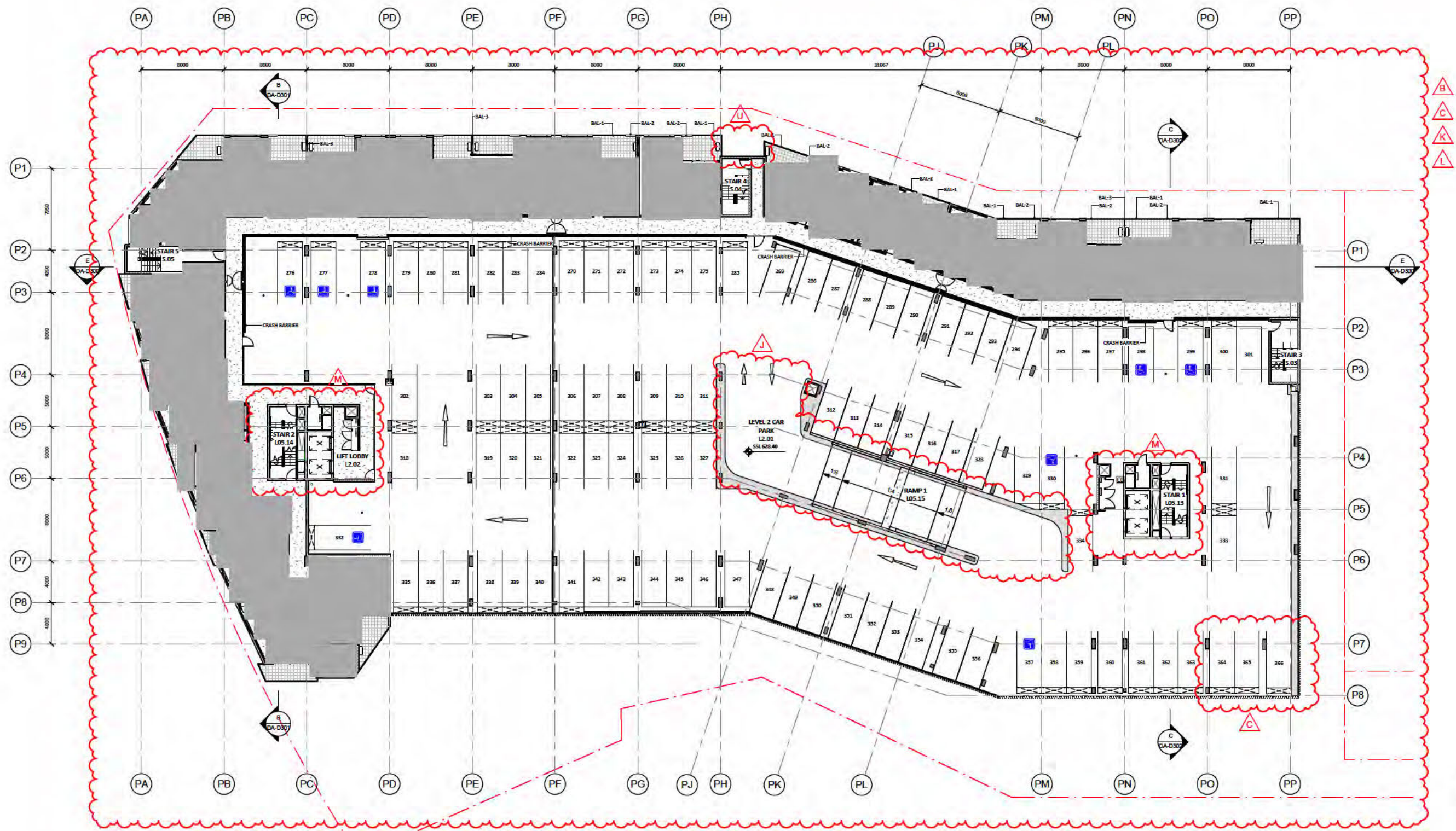
1 BUILDING A & B - SECTION
1 : 200

DA AMENDMENTS	
A	BUILDING A & B PODIUM LEVELS COMBINED - REVISED LANDSCAPING
B	BUILDING A & B PODIUMS COMBINED - REVISED RESIDENTIAL, RETAIL, AMENITIES AND PARKING ON GROUND FLOOR
C	PARKING NUMBERS CHANGED - OVERALL AN ADDITIONAL 10 SPACES PROVIDED.
D	BUILDING A & B PODIUM LEVELS COMBINED & TOWER UNITS MODIFIED - REVISED GFA
E	BUILDING A & B PODIUM LEVELS COMBINED - REVISED RESIDENTIAL & CAR PARKING
F	REVISED BUILDING A & B TOWER LEVEL UNITS
G	BUILDING A & B PODIUM LEVELS COMBINED - REVISED ELEVATION TREATMENT
H	BUILDING A BASEMENT LEVELS DELETED
I	REVISED PODIUM UNIT LAYOUTS FOR BUILDINGS A&B
J	BUILDING B BASEMENT REVISED
K	UNIT MAKE UP REVISED
L	ADAPTABLE UNIT PLANS REVISED



DA AMENDMENTS	
A	UNIT TYPE NAMES MODIFIED
B	LAYOUT AND NUMBER OF STORAGE CAGES UPDATED
C	LAYOUT AND NUMBER OF CARPARKING SPACES CHANGED
D	LANDSCAPE DRIVE FOOTPATH REVISED
E	LANDSCAPING, FOOTPATHS, EXTERNAL RAMPS REVISED
F	PEDESTRIAN RAMP REVISED
G	EXTERNAL RAMP ADDED
H	BASEMENT LAYOUT ENLARGED AND REVISED
I	GROUND FLOOR LAYOUT REVISED
J	VEHICULAR RAMP AND DRIVEWAYS MODIFIED
K	AND LEVELS UPDATED, OVERALL BUILDING HEIGHT REVISED
L	LAYOUT UPDATED TO SUIT SERVICES AND CONSTRUCTION REQUIREMENTS
M	CORE AREA MODIFIED AS PER REQUIREMENT
N	BALUSTRADES AND SCREENS REFINED
O	EXTERNAL CLADDING ON BALCONIES CHANGED
P	ELEVATION TREATMENT REVISED
R	SERVICE AREAS ADDED
S	SERVICE AREAS REVISED
T	ROOF PLANT ROOM SCREEN CHANGED AS PER MECH REQUIREMENT
U	BUILDING INFILLS ON THE TOWERS CHANGED
V	EXTERNAL COLUMNS CHANGED FROM SQUARE TO ROUND
W	SHARED PATH DESIGN CHANGED
Y	PODIUM POOL VENUE RAISED

DA AMENDMENT



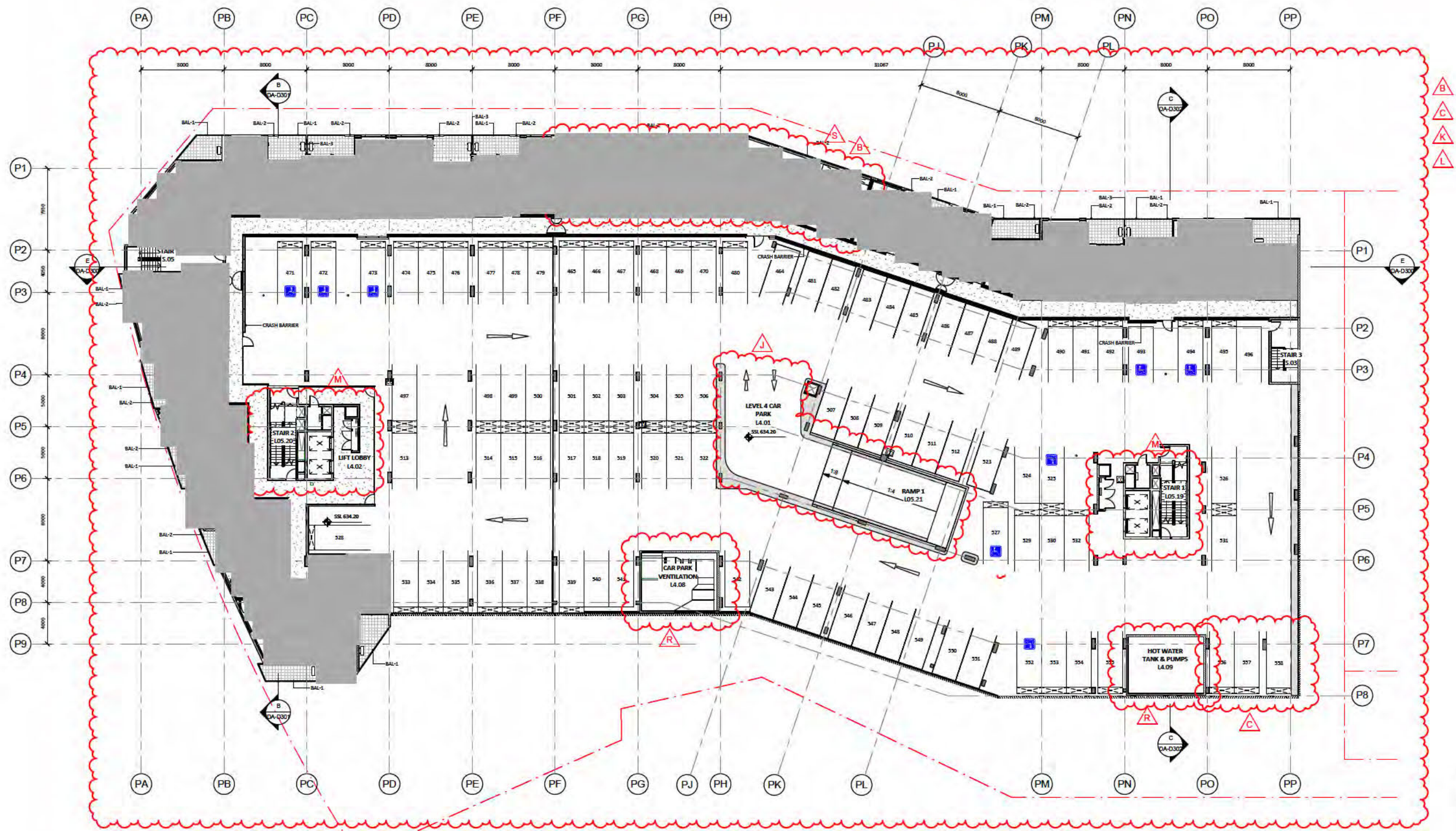
DA AMENDMENTS	
A	UNIT TYPE NAMES MODIFIED
B	LAYOUT AND NUMBER OF STORAGE CAGES UPDATED
C	LAYOUT AND NUMBER OF CARPARKING SPACES CHANGED
D	LANDSCAPE DRIVE FOOTPATH REVISED
E	LANDSCAPING, FOOTPATHS, EXTERNAL RAMPS REVISED
F	PEDESTRIAN RAMP REVISED
G	EXTERNAL RAMP ADDED
H	BASEMENT LAYOUT ENLARGED AND REVISED
I	GROUND FLOOR LAYOUT REVISED
J	VEHICULAR RAMP AND DRIVEWAYS MODIFIED
K	AND LEVELS UPDATED, OVERALL BUILDING HEIGHT REVISED
L	LAYOUT UPDATED TO SUIT SERVICES AND CONSTRUCTION REQUIREMENTS
M	CORE AREA MODIFIED AS PER REQUIREMENT
N	BALUSTRADES AND SCREENS REFINED
O	EXTERNAL CLADDING ON BALCONIES CHANGED
P	ELEVATION TREATMENT REVISED
R	SERVICE AREAS ADDED
S	SERVICE AREAS REVISED
T	ROOF PLANT ROOM SCREEN CHANGED AS PER MECH REQUIREMENT
U	BUILDING INFILLS ON THE TOWERS CHANGED
V	EXTERNAL COLUMNS CHANGED FROM SQUARE TO ROUND
W	SHARED PATH DESIGN CHANGED
Y	POOLUM POOL VENUE RAISED

DA AMENDMENT



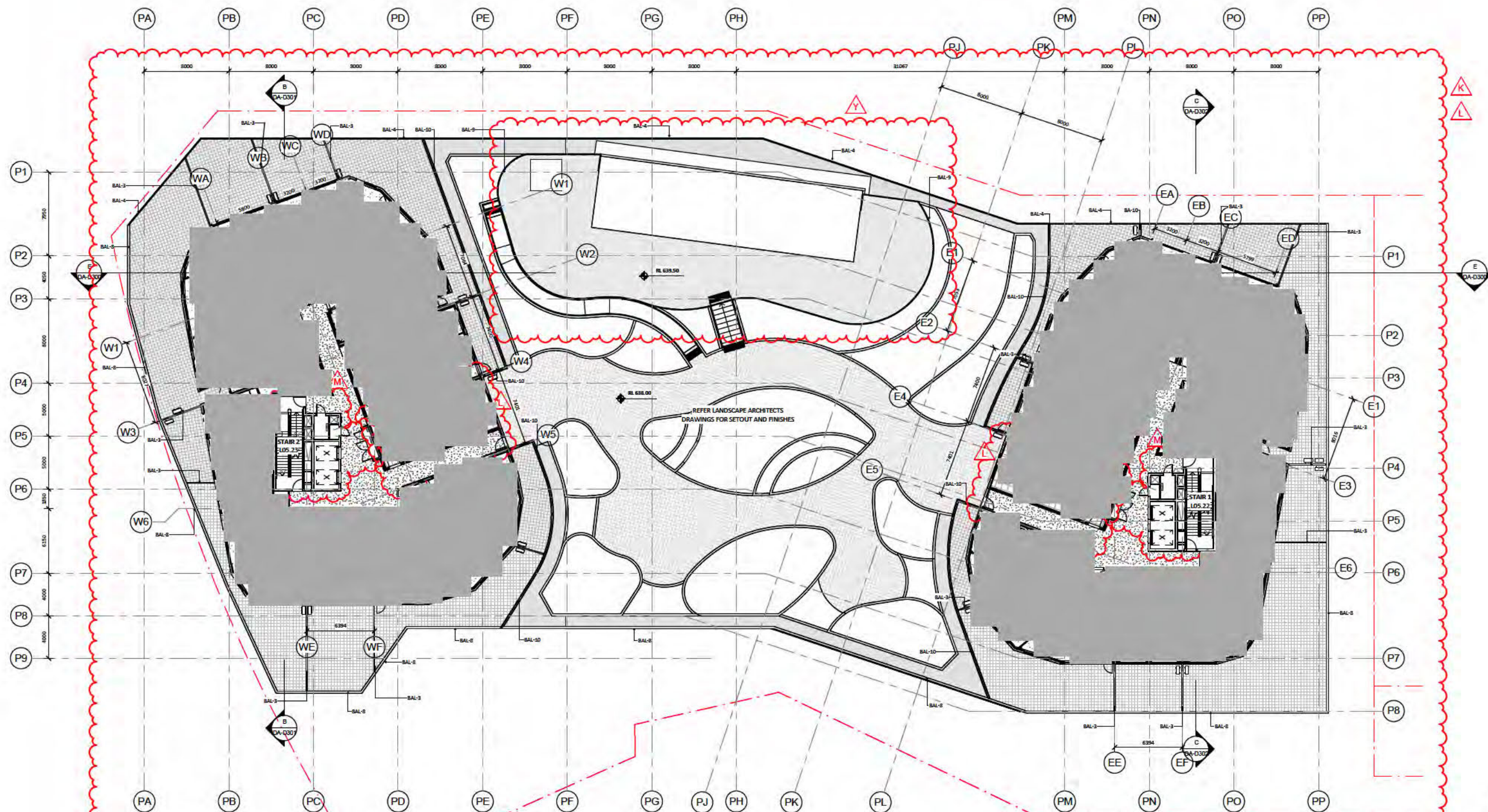
DA AMENDMENTS	
A	UNIT TYPE NAMES MODIFIED
B	LAYOUT AND NUMBER OF STORAGE CAGES UPDATED
C	LAYOUT AND NUMBER OF CARPARKING SPACES CHANGED
D	LANDSCAPE DRIVE FOOTPATH REVISED
E	LANDSCAPING, FOOTPATHS, EXTERNAL RAMPS REVISED
F	PEDESTRIAN RAMP REVISED
G	EXTERNAL RAMP ADDED
H	BASMENT LAYOUT ENLARGED AND REVISED
I	GROUND FLOOR LAYOUT REVISED
J	VEHICULAR RAMP AND DRIVEWAYS MODIFIED
K	AND LEVELS UPDATED, OVERALL BUILDING HEIGHT REVISED
L	LAYOUT UPDATED TO SUIT SERVICES AND CONSTRUCTION REQUIREMENTS
M	CORE AREA MODIFIED AS PER REQUIREMENT
N	BALUSTRADES AND SCREENS REFINED
O	EXTERNAL CLADDING ON BALCONIES CHANGED
P	ELEVATION TREATMENT REVISED
R	SERVICE AREAS ADDED
S	SERVICE AREAS REVISED
T	ROOF PLANT ROOM SCREEN CHANGED AS PER MECH REQUIREMENT
U	BUILDING INFILLS ON THE TOWERS CHANGED
V	EXTERNAL COLUMNS CHANGED FROM SQUARE TO ROUND
W	SHARED PATH DESIGN CHANGED
Y	POOLUM POOL VENUE RAISED

DA AMENDMENT



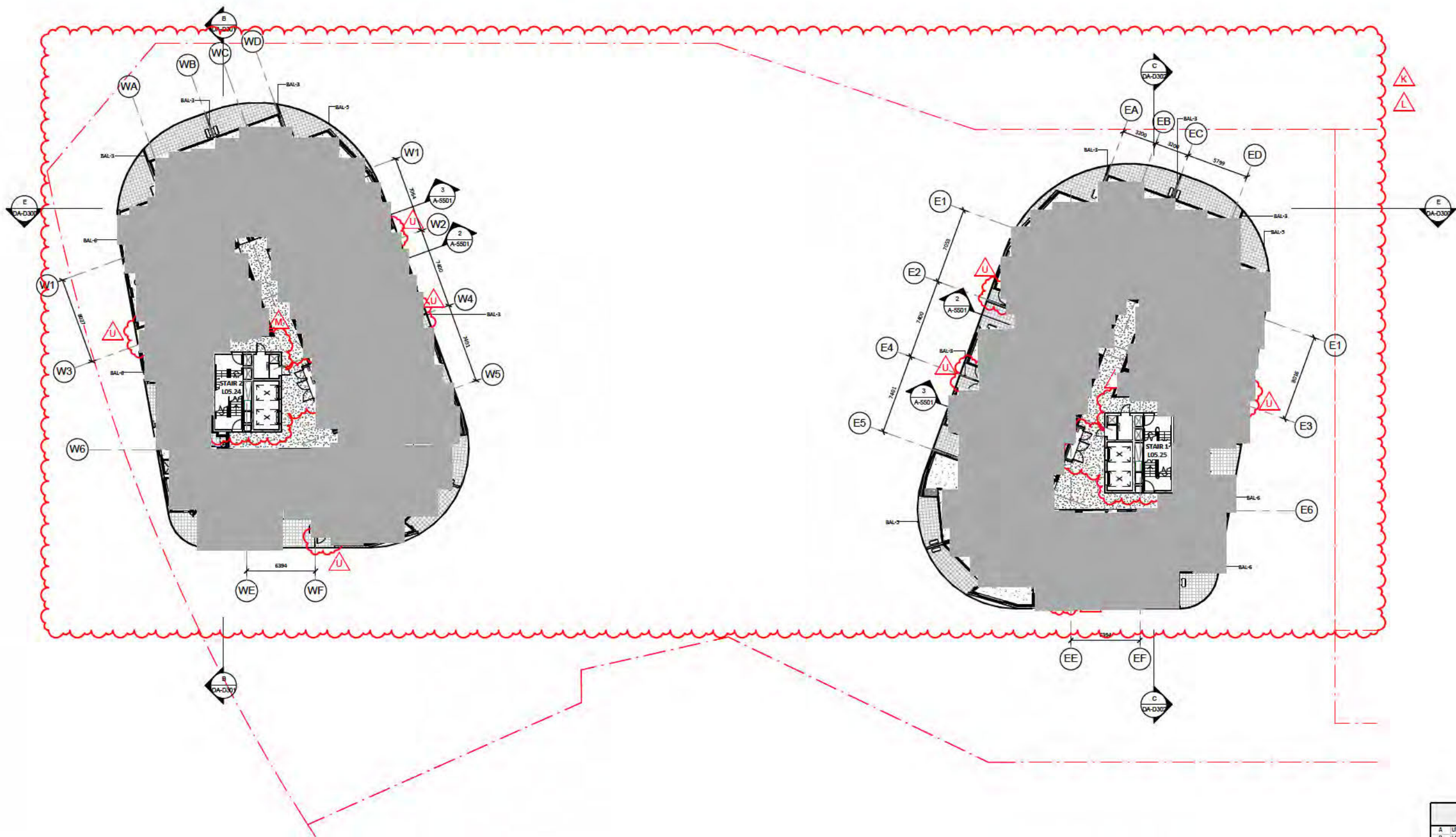
DA AMENDMENTS	
A	UNIT TYPE NAMES MODIFIED
B	LAYOUT AND NUMBER OF STORAGE CAGES UPDATED
C	LAYOUT AND NUMBER OF CARPARKING SPACES CHANGED
D	LANDSCAPE DRIVE FOOTPATH REVISED
E	LANDSCAPING, FOOTPATHS, EXTERNAL RAMPS REVISED
F	PEDESTRIAN RAMP REVISED
G	EXTERNAL RAMP ADDED
H	BASEMENT LAYOUT ENLARGED AND REVISED
I	GROUND FLOOR LAYOUT REVISED
J	VEHICULAR RAMP AND DRIVEWAYS MODIFIED
K	AND LEVELS UPDATED, OVERALL BUILDING HEIGHT REVISED
L	LAYOUT UPDATED TO SUIT SERVICES AND CONSTRUCTION REQUIREMENTS
M	CORE AREA MODIFIED AS PER REQUIREMENT
N	SALISTRIDES AND SCREENS REFINED
O	EXTERNAL CLADDING ON BALCONIES CHANGED
P	ELEVATION TREATMENT REVISED
R	SERVICE AREAS ADDED
S	SERVICE AREAS REVISED
T	ROOF PLANT ROOM SCREEN CHANGED AS PER MECH REQUIREMENT
U	BUILDING INFILLS ON THE TOWERS CHANGED
V	EXTERNAL COLUMNS CHANGED FROM SQUARE TO ROUND
W	SHARED PATH DESIGN CHANGED
Y	POOLUM POOL VENUE RAISED

DA AMENDMENT



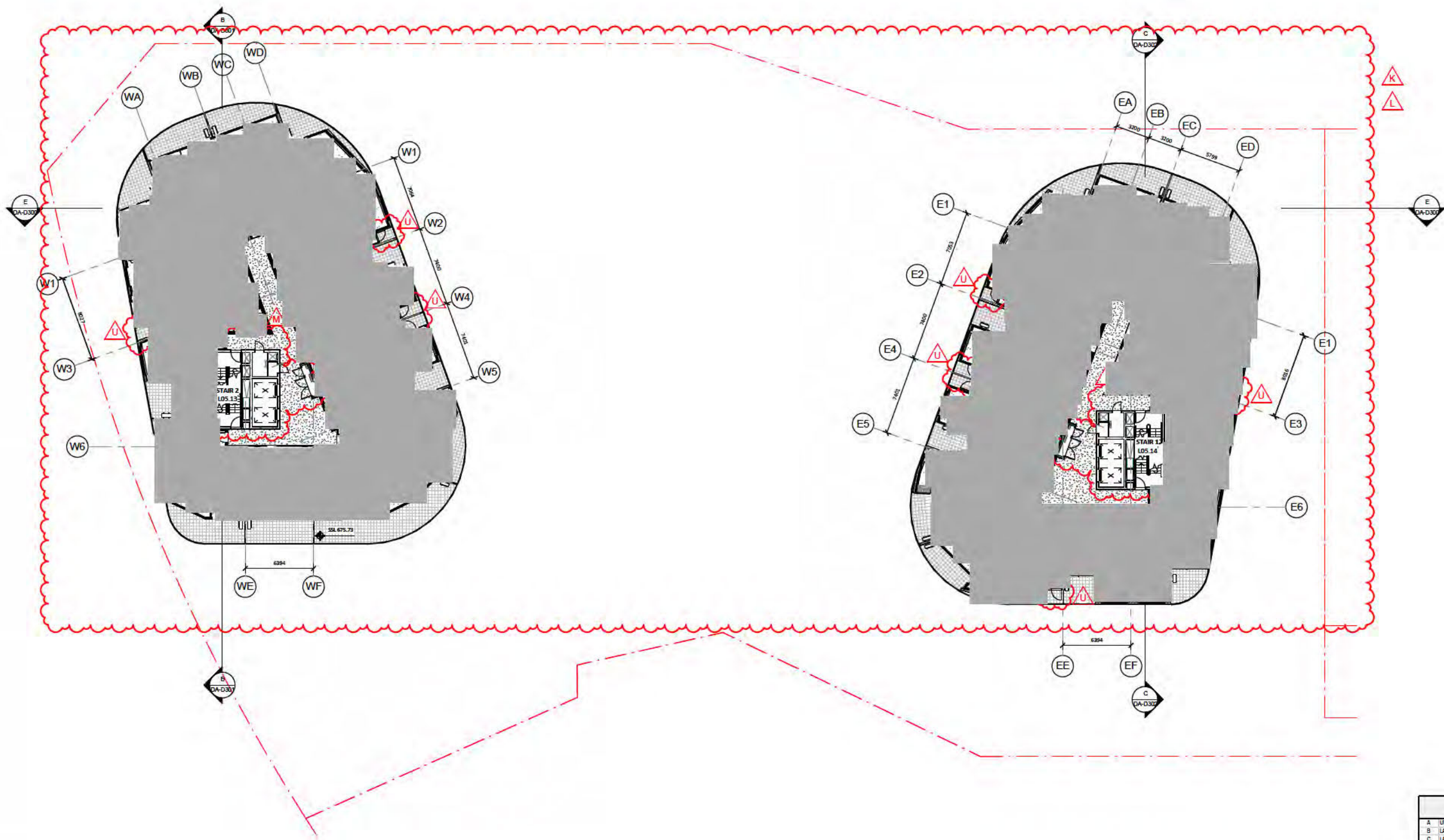
DA AMENDMENTS	
A	UNIT TYPE NAMES MODIFIED
B	LAYOUT AND NUMBER OF STORAGE CAGES UPDATED
C	LAYOUT AND NUMBER OF CARPARKING SPACES CHANGED
D	LANDSCAPE DRIVE FOOTPATH REVISED
E	LANDSCAPING, FOOTPATHS, EXTERNAL RAMPS REVISED
F	PEDESTRIAN RAMP REVISED
G	EXTERNAL RAMP ADDED
H	BASMENT LAYOUT ENLARGED AND REVISED
I	GROUND FLOOR LAYOUT REVISED
J	VEHICULAR RAMP AND DRIVEWAYS MODIFIED
K	AND LEVELS UPDATED, OVERALL BUILDING HEIGHT REVISED
L	LAYOUT UPDATED TO SUIT SERVICES AND CONSTRUCTION REQUIREMENTS
M	CORE AREA MODIFIED AS PER REQUIREMENT
N	SALLISTRIDES AND SCREENS REFINED
O	EXTERNAL CLADDING ON BALCONIES CHANGED
P	ELEVATION TREATMENT REVISED
R	SERVICE AREAS ADDED
S	SERVICE AREAS REVISED
T	ROOF PLANT ROOM SCREEN CHANGED AS PER MECH REQUIREMENT
U	BUILDING INFILLS ON THE TOWERS CHANGED
V	EXTERNAL COLUMNS CHANGED FROM SQUARE TO ROUND
W	SHARED PATH DESIGN CHANGED
Y	POOLUM POOL VENUE RAISED

DA AMENDMENT



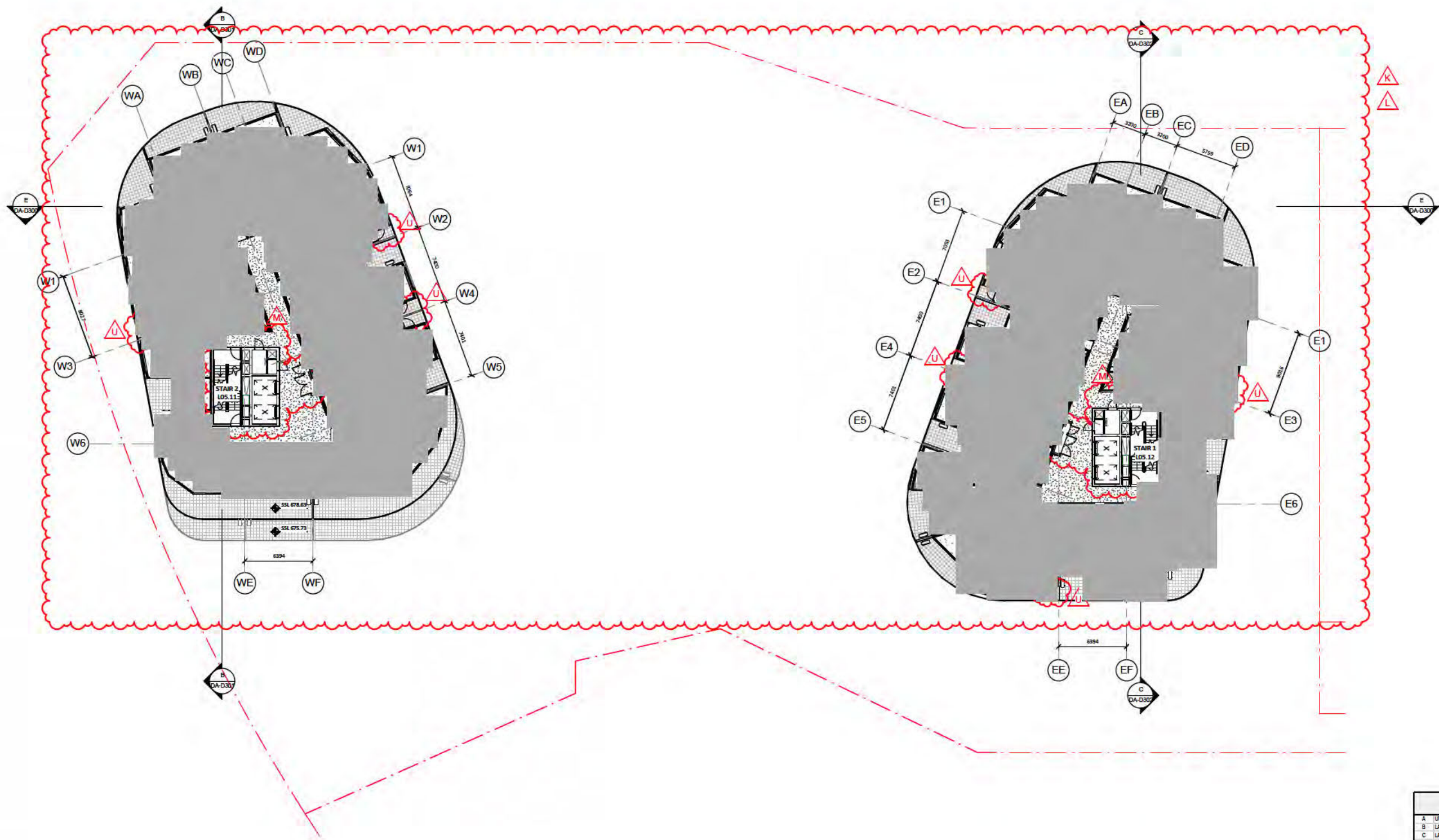
DA AMENDMENTS	
A	UNIT TYPE NAMES MODIFIED
B	LAYOUT AND NUMBER OF STORAGE CAGES UPDATED
C	LAYOUT AND NUMBER OF CARPARKING SPACES CHANGED
D	LANDSCAPING DRIVE FOOTPATH REVISED
E	LANDSCAPING FOOTPATHS, EXTERNAL RAMP REVISED
F	PEDESTRIAN RAMP REVISED
G	EXTERNAL RAMP ADDED
H	BASIS LAYOUT ENLARGED AND REVISED
I	GROUND FLOOR LAYOUT REVISED
J	VEHICULAR RAMP AND DRIVEWAYS MODIFIED
K	AND LEVELS UPDATED, OVERALL BUILDING HEIGHT REVISED
L	LAYOUT UPDATED TO SUIT SERVICES AND CONSTRUCTION REQUIREMENTS
M	CORE AREA MODIFIED AS PER REQUIREMENT
N	BALUSTRADES AND SCREENS REFINED
O	EXTERNAL CLADDING ON BALCONIES CHANGED
P	ELEVATION TREATMENT REVISED
R	SERVICE AREAS ADDED
S	SERVICE AREAS REVISED
T	ROOF PLANT ROOM SCREEN CHANGED AS PER MECH REQUIREMENT
U	BUILDING INFILLS ON THE TOWERS CHANGED
V	EXTERNAL COLUMNS CHANGED FROM SQUARE TO ROUND
W	SHARED PATH DESIGN CHANGED
Y	POOLUM POOL VENUE RAISED

DA AMENDMENT



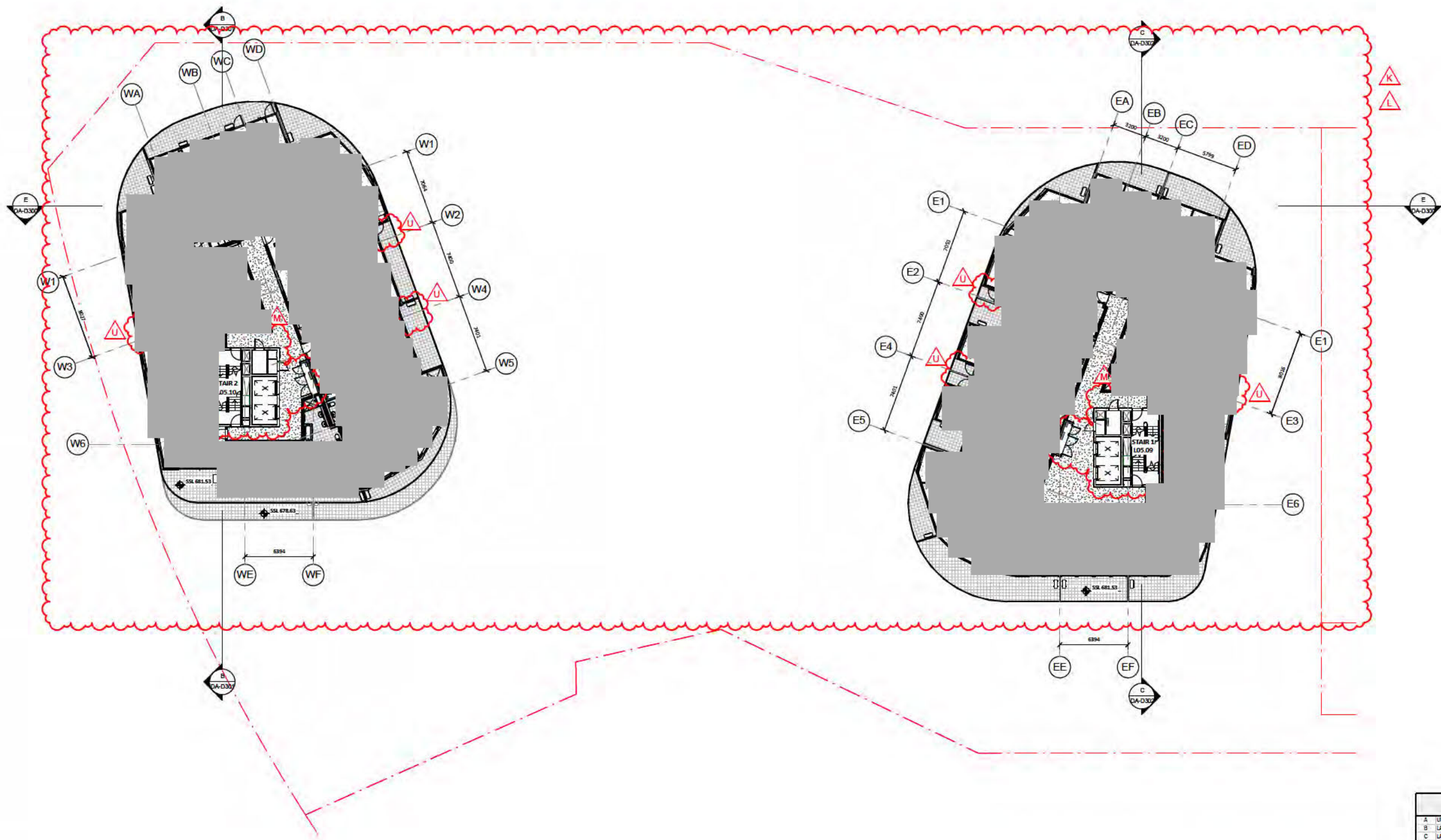
DA AMENDMENTS	
A	UNIT TYPE NAMES MODIFIED
B	LAYOUT AND NUMBER OF STORAGE CAGES UPDATED
C	LAYOUT AND NUMBER OF CARPARKING SPACES CHANGED
D	LANDSCAPING DRIVE FOOTPATH REVISED
E	LANDSCAPING FOOTPATHS, EXTERNAL RAMPS REVISED
F	PEDESTRIAN RAMP REVISED
G	EXTERNAL RAMP ADDED
H	BASMENT LAYOUT ENLARGED AND REVISED
I	GROUND FLOOR LAYOUT REVISED
J	VEHICULAR RAMP AND DRIVEWAYS MODIFIED
K	AND LEVELS UPDATED, OVERALL BUILDING HEIGHT REVISED
L	LAYOUT UPDATED TO SUIT SERVICES AND CONSTRUCTION REQUIREMENTS
M	CORE AREA MODIFIED AS PER REQUIREMENT
N	SALLISTRADIES AND SCREENS REFINED
O	EXTERNAL CLADDING ON BALCONIES CHANGED
P	ELEVATION TREATMENT REVISED
R	SERVICE AREAS ADDED
S	SERVICE AREAS REVISED
T	ROOF PLANT ROOM SCREEN CHANGED AS PER MECH REQUIREMENT
U	BUILDING INFILLS ON THE TOWERS CHANGED
V	EXTERNAL COLUMNS CHANGED FROM SQUARE TO ROUND
W	SHARED PATH DESIGN CHANGED
Y	POOLUM POOL VENUE RAISED

DA AMENDMENT



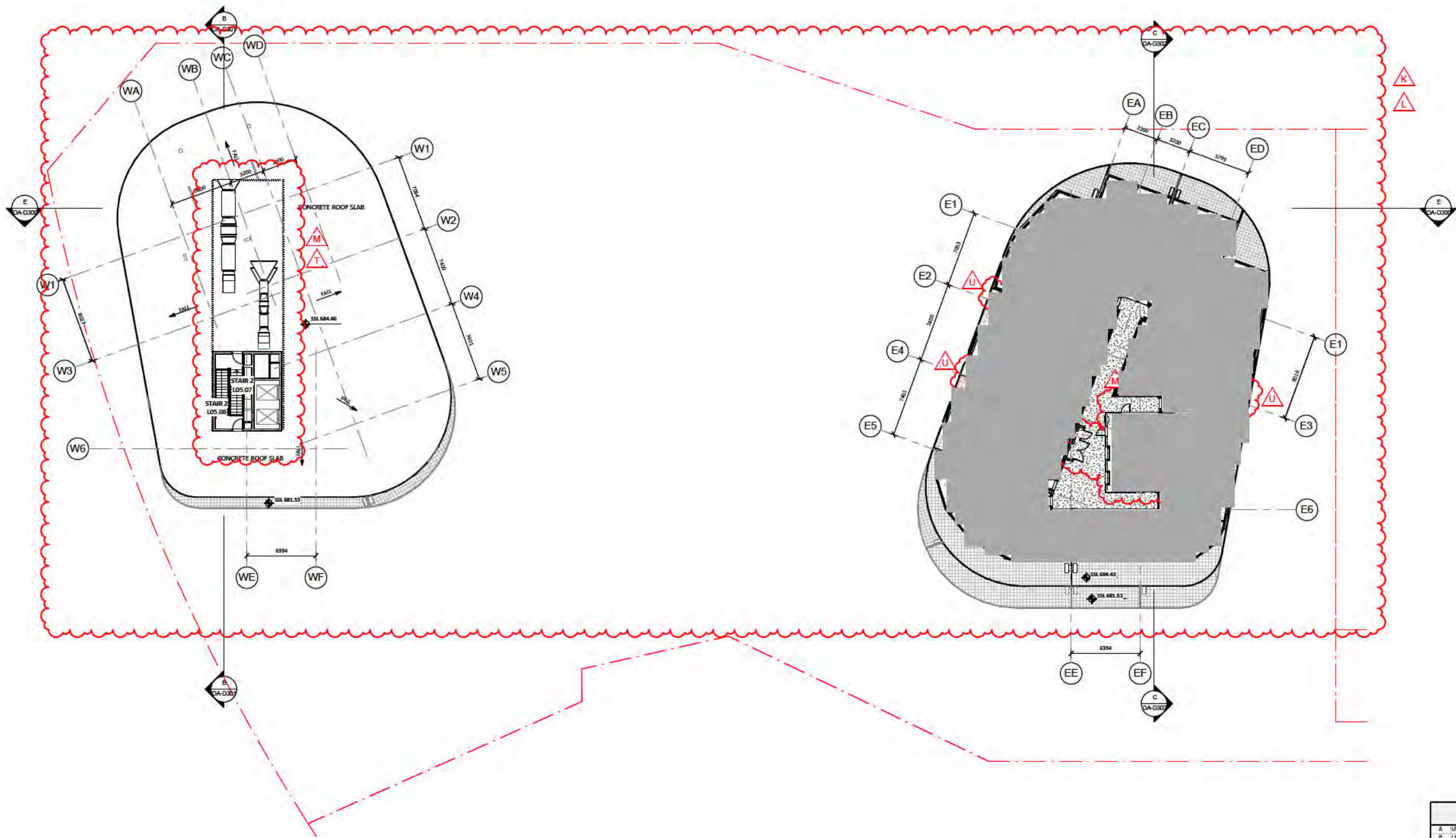
DA AMENDMENTS	
A	UNIT TYPE NAMES MODIFIED
B	LAYOUT AND NUMBER OF STORAGE CAGES UPDATED
C	LAYOUT AND NUMBER OF CARPARKING SPACES CHANGED
D	LANDSCAPE DRIVE FOOTPATH REVISED
E	LANDSCAPING, FOOTPATHS, EXTERNAL RAMPS REVISED
F	PEDESTRIAN RAMP REVISED
G	EXTERNAL RAMP ADDED
H	BASMENT LAYOUT ENLARGED AND REVISED
I	GROUND FLOOR LAYOUT REVISED
J	VEHICULAR RAMP AND DRIVEWAYS MODIFIED
K	AND LEVELS UPDATED, OVERALL BUILDING HEIGHT REVISED
L	LAYOUT UPDATED TO SUIT SERVICES AND CONSTRUCTION REQUIREMENTS
M	CORE AREA MODIFIED AS PER REQUIREMENT
N	BALUSTRADES AND SCREENS REFINED
O	EXTERNAL CLADDING ON BALCONIES CHANGED
P	ELEVATION TREATMENT REVISED
R	SERVICE AREAS ADDED
S	SERVICE AREAS REVISED
T	ROOF PLANT ROOM SCREEN CHANGED AS PER MECH REQUIREMENT
U	BUILDING INFILLS ON THE TOWERS CHANGED
V	EXTERNAL COLUMNS CHANGED FROM SQUARE TO ROUND
W	SHARED PATH DESIGN CHANGED
Y	POOLUM POOL VENUE RAISED

DA AMENDMENT



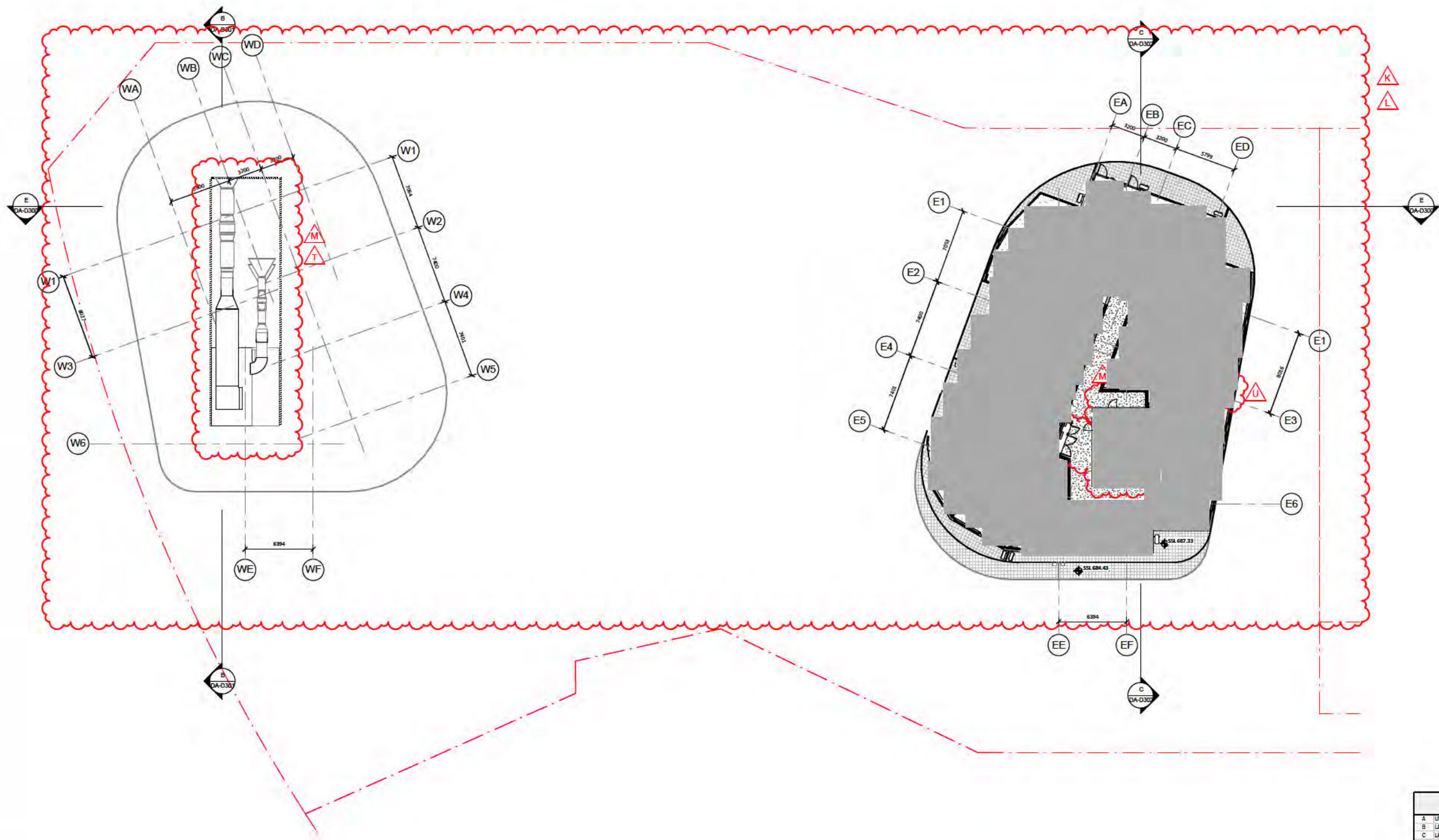
DA AMENDMENTS	
A	UNIT TYPE NAMES MODIFIED
B	LAYOUT AND NUMBER OF STORAGE CAGES UPDATED
C	LAYOUT AND NUMBER OF CARPARKING SPACES CHANGED
D	LANDSCAPING DRIVE FOOTPATH REVISED
E	LANDSCAPING FOOTPATHS, EXTERNAL RAMPS REVISED
F	PEDESTRIAN RAMP REVISED
G	EXTERNAL RAMP ADDED
H	BASMENT LAYOUT ENLARGED AND REVISED
I	GROUND FLOOR LAYOUT REVISED
J	VEHICULAR RAMP AND DRIVEWAYS MODIFIED
K	LAND LEVELS UPDATED, OVERALL BUILDING HEIGHT REVISED
L	LAYOUT UPDATED TO SUIT SERVICES AND CONSTRUCTION REQUIREMENTS
M	CORE AREA MODIFIED AS PER REQUIREMENT
N	BALUSTRADES AND SCREENS REFINED
O	EXTERNAL CLADDING ON BALCONIES CHANGED
P	ELEVATION TREATMENT REVISED
R	SERVICE AREAS ADDED
S	SERVICE AREAS REVISED
T	ROOF PLANT ROOM SCREEN CHANGED AS PER MECH REQUIREMENT
U	BUILDING INFILLS ON THE TOWERS CHANGED
V	EXTERNAL COLUMNS CHANGED FROM SQUARE TO ROUND
W	SHARED PATH DESIGN CHANGED
Y	POOLUM POOL VENUE RAISED

DA AMENDMENT



DA AMENDMENTS	
A	UNIT TYPE NAMES MODIFIED
B	LAYOUT AND NUMBER OF STORAGE CAGES UPDATED
C	LAYOUT AND NUMBER OF CARPARKING SPACES CHANGED
D	LANDSCAPING DRIVE FOOTPATH REVISED
E	LANDSCAPING FOOTPATHS, EXTERNAL RAMPS REVISED
F	PEDESTRIAN RAMP REVISED
G	EXTERNAL RAMP ADDED
H	BASEMENT LAYOUT ENLARGED AND REVISED
I	GROUND FLOOR LAYOUT REVISED
J	VEHICULAR RAMP AND DRIVEWAYS MODIFIED
K	AND LEVELS UPDATED, OVERALL BUILDING HEIGHT REVISED
L	LAYOUT UPDATED TO SUIT SERVICES AND CONSTRUCTION REQUIREMENTS
M	CORE AREA MODIFIED AS PER REQUIREMENT
N	SALLISTRATES AND SCREENS REFINED
O	EXTERNAL CLADDING ON BALCONIES CHANGED
P	ELEVATION TREATMENT REVISED
R	SERVICE AREAS ADDED
S	SERVICE AREAS REVISED
T	ROOF PLANT ROOM SCREEN CHANGED AS PER MECH REQUIREMENT
U	BUILDING INFILLS ON THE TOWERS CHANGED
V	EXTERNAL COLUMNS CHANGED FROM SQUARE TO ROUND
W	SHARED PATH DESIGN CHANGED
Y	POOLUM POOL VENUE RAISED

DA AMENDMENT



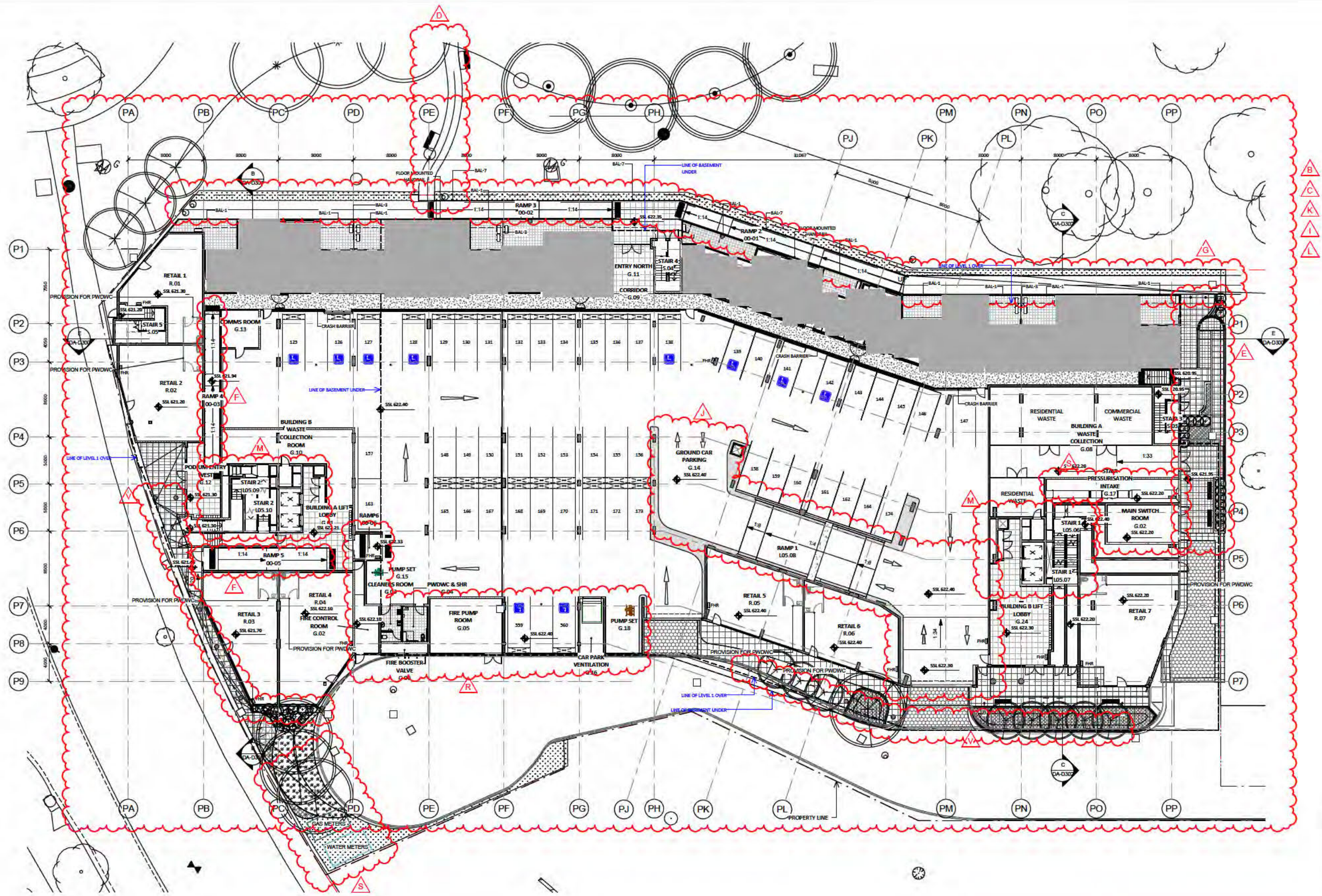
DA AMENDMENTS	
A	UNIT TYPE NAMES MODIFIED
B	LAYOUT AND NUMBER OF STORAGE CAGES UPDATED
C	LAYOUT AND NUMBER OF CARPARKING SPACES CHANGED
D	LANDSCAPING DRIVE FOOTPATH REVISED
E	LANDSCAPING FOOTPATHS, EXTERNAL RAMPS REVISED
F	PEDESTRIAN RAMP REVISED
G	EXTERNAL RAMP ADDED
H	BASMENT LAYOUT ENLARGED AND REVISED
I	GROUND FLOOR LAYOUT REVISED
J	VEHICULAR RAMP AND DRIVEWAYS MODIFIED
K	AND LEVELS UPDATED, OVERALL BUILDING HEIGHT REVISED
L	LAYOUT UPDATED TO SUIT SERVICES AND CONSTRUCTION REQUIREMENTS
M	CORE AREA MODIFIED AS PER REQUIREMENT
N	BALUSTRADES AND SCREENS REFINED
O	EXTERNAL CLADDING ON BALCONIES CHANGED
P	ELEVATION TREATMENT REVISED
R	SERVICE AREAS ADDED
S	SERVICE AREAS REVISED
T	ROOF PLANT ROOM SCREEN CHANGED AS PER MECH REQUIREMENT
U	BUILDING INFILLS ON THE TOWERS CHANGED
V	EXTERNAL COLUMNS CHANGED FROM SQUARE TO ROUND
W	SHARED PATH DESIGN CHANGED
Y	POOLUM POOL VENUE RAISED

DA AMENDMENT



DA AMENDMENTS	
A	UNIT TYPE NAMES MODIFIED
B	LAYOUT AND NUMBER OF STORAGE CAGES UPDATED
C	LAYOUT AND NUMBER OF CARPARKING SPACES CHANGED
D	LANDSCAPING DRIVE FOOTPATH REVISED
E	LANDSCAPING FOOTPATHS, EXTERNAL RAMPS REVISED
F	PEDESTRIAN RAMP REVISED
G	EXTERNAL RAMP ADDED
H	BASMENT LAYOUT ENLARGED AND REVISED
I	GROUND FLOOR LAYOUT REVISED
J	VEHICULAR RAMP AND DRIVEWAYS MODIFIED
K	AND LEVELS UPDATED, OVERALL BUILDING HEIGHT REVISED
L	LAYOUT UPDATED TO SUIT SERVICES AND CONSTRUCTION REQUIREMENTS
M	CORE AREA MODIFIED AS PER REQUIREMENT
N	SALLISTRADIES AND SCREENS REFINED
O	EXTERNAL CLADDING ON BALCONIES CHANGED
P	ELEVATION TREATMENT REVISED
R	SERVICE AREAS ADDED
S	SERVICE AREAS REVISED
T	ROOF PLANT ROOM SCREEN CHANGED AS PER MECH REQUIREMENT
U	BUILDING INFILLS ON THE TOWERS CHANGED
V	EXTERNAL COLUMNS CHANGED FROM SQUARE TO ROUND
W	SHARED PATH DESIGN CHANGED
Y	POOLUM POOL VENUE RAISED

DA AMENDMENT



DA AMENDMENTS	
A	UNIT TYPE NAMES MODIFIED
B	LAYOUT AND NUMBER OF STORAGE CAGES UPDATED
C	LAYOUT AND NUMBER OF CARPARKING SPACES CHANGED
D	LANDSCAPE DRIVE FOOTPATH REVISED
E	LANDSCAPING, FOOTPATHS, EXTERNAL RAMPS REVISED
F	PEDESTRIAN RAMP REVISED
G	EXTERNAL RAMP ADDED
H	BASEMENT LAYOUT ENLARGED AND REVISED
I	GROUND FLOOR LAYOUT REVISED
J	VEHICULAR RAMP AND DRIVEWAYS MODIFIED
K	AND LEVELS UPDATED, OVERALL BUILDING HEIGHT REVISED
L	LAYOUT UPDATED TO SUIT SERVICES AND CONSTRUCTION REQUIREMENTS
M	CORE AREA MODIFIED AS PER REQUIREMENT
N	SALUSTRADES AND SCREENS REFINED
O	EXTERNAL CLADDING ON BALCONIES CHANGED
P	ELEVATION TREATMENT REVISED
R	SERVICE AREAS ADDED
S	SERVICE AREAS REVISED
T	ROOF PLANT ROOM SCREEN CHANGED AS PER MECH REQUIREMENT
U	BUILDING INFILLS ON THE TOWERS CHANGED
V	EXTERNAL COLUMNS CHANGED FROM SQUARE TO ROUND
W	SHARED PATH DESIGN CHANGED
Y	POOLUM POOL VENUE RAISED


DA AMENDMENT

LEGEND	
CON-1	- OFF FORM CONCRETE - LIGHT GREY TINT
RRW-1	- PAINTED & RENDERED REDIWALL - LIGHT GREY
MC-1	- Z-PURLIN METAL SECTION SCREEN
BAL-1	- CLEAR GLASS BALUSTRADE
BAL-2	- SLATTED VERTICAL SCREEN
BAL-3	- FROSTED GRASS BALCONY SCREEN
BAL-4	- CLEAR GLASS BALUSTRADE
BAL-5&6	- REFLECTIVE GLASS TOWER BALUSTRADE
BAL-7	- CONTINUOUS VERTICALS STEEL BALUSTRADE
BAL-8	- CONCRETE BALUSTRADE
BAL-9	- POOL FENCE TO AS 1926.1
BAL-10	- COURTYARD SCREEN

N
O
T
T
P



MC-1



GLAZING



BALCONY CLADDING
- PODIUM




BALCONY CLADDING
- TOWER



CON-1



BAL-7,8



BAL-3



BAL-2



RRW-1



BAL-5,6 - BLACK AND WHITE COLOR LAMINATED
INTERLAYER GLASS



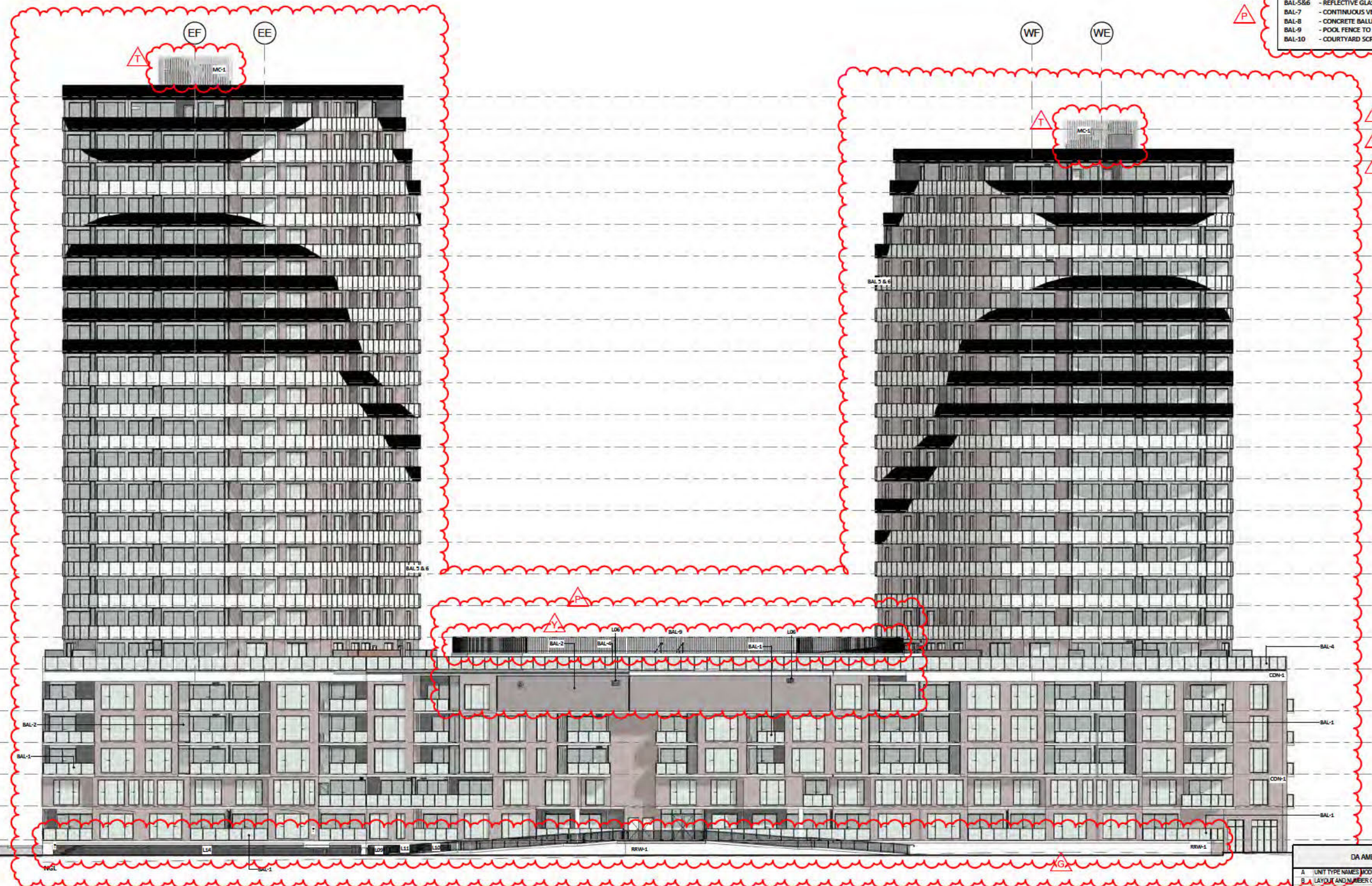
BAL-9

DA AMENDMENTS	
A	UNIT TYPE NAMES MODIFIED
B	LAYOUT AND NUMBER OF STORAGE CAGES UPDATED
C	LAYOUT AND NUMBER OF CARPARKING SPACES CHANGED
D	LANDSCAPE DRIVE FOOTPATH REVISED
E	LANDSCAPING, FOOTPATHS, EXTERNAL RAMPS REVISED
F	PEDESTRIAN RAMP REVISED
G	EXTERNAL RAMP ADDED
H	BASEMENT LAYOUT ENLARGED AND REVISED
I	GROUND FLOOR LAYOUT REVISED
J	VEHICULAR RAMP AND DRIVEWAYS MODIFIED
K	AND LEVELS UPDATED, OVERALL BUILDING HEIGHT REVISED
L	LAYOUT UPDATED TO SUIT SERVICES AND CONSTRUCTION REQUIREMENTS
M	CORE AREA MODIFIED AS PER REQUIREMENT
N	BALUSTRADES AND SCREENS REFINED
O	EXTERNAL CLADDING ON BALCONIES CHANGED
P	ELEVATION TREATMENT REVISED
R	SERVICE AREAS ADDED
S	SERVICE AREAS REVISED
T	ROOF PLANT ROOM SCREEN CHANGED AS PER MECH REQUIREMENT
U	BUILDING INFILLS ON THE TOWERS CHANGED
V	EXTERNAL COLUMNS CHANGED FROM SQUARE TO ROUND
W	SHARED PATH DESIGN CHANGED
Y	PODIUM POOL VENUE RAISED

DA AMENDMENT

- LEGEND**
- CON-1 - OFF FORM CONCRETE - LIGHT GREY TINT
 - RRW-1 - PAINTED & RENDERED REDWALL - LIGHT GREY
 - MC-1 - 2-PURLIN METAL SECTION SCREEN
 - BAL-1 - CLEAR GLASS BALUSTRADE
 - BAL-2 - SLATTED VERTICAL SCREEN
 - BAL-3 - FROSTED GRASS BALCONY SCREEN
 - BAL-4 - CLEAR GLASS BALUSTRADE
 - BAL-5&6 - REFLECTIVE GLASS TOWER BALUSTRADE
 - BAL-7 - CONTINUOUS VERTICALS STEEL BALUSTRADE
 - BAL-8 - CONCRETE BALUSTRADE
 - BAL-9 - POOL FENCE TO AS 1926.1
 - BAL-10 - COURTYARD SCREEN

- LEVEL 23 (ROOF STAGE 1) 690200
- LEVEL 22 687300
- LEVEL 21 (ROOF STAGE 2) 684400
- LEVEL 20 681500
- LEVEL 19 678600
- LEVEL 18 675700
- LEVEL 17 672800
- LEVEL 16 669900
- LEVEL 15 667000
- LEVEL 14 664100
- LEVEL 13 661200
- LEVEL 12 658300
- LEVEL 11 655400
- LEVEL 10 652500
- LEVEL 9 649600
- LEVEL 8 646700
- LEVEL 7 643800
- LEVEL 6 640900
- LEVEL 5 638000
- LEVEL 4 634200
- LEVEL 3 631300
- LEVEL 2 628400
- LEVEL 1 625500
- GROUND LEVEL 622400




1 North Elevation
1 : 200

DA AMENDMENTS

A	UNIT TYPE NAMES MODIFIED
B	LAYOUT AND NUMBER OF STORAGE CAGES UPDATED
C	LAYOUT AND NUMBER OF CARPARKING SPACES CHANGED
D	LANDSCAPE DRIVE FOOTPATH REVISED
E	LANDSCAPING FOOTPATHS, EXTERNAL RAMPS REVISED
F	PEDESTRIAN RAMP REVISED
G	EXTERNAL RAMP ADDED
H	BASIS LAYOUT ENLARGED AND REVISED
I	GROUND FLOOR LAYOUT REVISED
J	VEHICULAR RAMP AND DRIVEWAYS MODIFIED
K	AND LEVELS UPDATED, OVERALL BUILDING HEIGHT REVISED
L	LAYOUT UPDATED TO SUIT SERVICES AND CONSTRUCTION REQUIREMENTS
M	CORE AREA MODIFIED AS PER REQUIREMENT
N	BALUSTRADES AND SCREENS REFINED
O	EXTERNAL CLADDING ON BALCONIES CHANGED
P	ELEVATION TREATMENT REVISED
R	SERVICE AREAS ADDED
S	SERVICE AREAS REVISED
T	ROOF PLANT ROOM SCREEN CHANGED AS PER MECH REQUIREMENT
U	BUILDING INFILLS ON THE TOWERS CHANGED
V	EXTERNAL COLUMNS CHANGED FROM SQUARE TO ROUND
W	SHARED PATH DESIGN CHANGED
Y	POOLUM POOL VENUE RAISED

DA AMENDMENT

LEGEND	
CON-1	- OFF FORM CONCRETE - LIGHT GREY TINT
RRW-1	- PAINTED & RENDERED REDWALL - LIGHT GREY
MC-1	- Z-PURLIN METAL SECTION SCREEN
BAL-1	- CLEAR GLASS BALUSTRADE
BAL-2	- SLATTED VERTICAL SCREEN
BAL-3	- FROSTED GLASS BALCONY SCREEN
BAL-4	- CLEAR GLASS BALUSTRADE
BAL-5&6	- REFLECTIVE GLASS TOWER BALUSTRADE
BAL-7	- CONTINUOUS VERTICALS STEEL BALUSTRADE
BAL-8	- CONCRETE BALUSTRADE
BAL-9	- POOL FENCE TO AS 1926.1
BAL-10	- COURTYARD SCREEN




1 East Elevation
1:200

DA AMENDMENTS	
A	UNIT TYPE NAMES MODIFIED
B	LAYOUT AND NUMBER OF STORAGE CAGES UPDATED
C	LAYOUT AND NUMBER OF CARPARKING SPACES CHANGED
D	LANDSCAPE DRIVE FOOTPATH REVISED
E	LANDSCAPING FOOTPATHS, EXTERNAL RAMPS REVISED
F	PEDESTRIAN RAMP REVISED
G	EXTERNAL RAMP ADDED
H	BASEMENT LAYOUT ENLARGED AND REVISED
I	GROUND FLOOR LAYOUT REVISED
J	VEHICULAR RAMP AND DRIVEWAYS MODIFIED
K	AMD LEVELS UPDATED, OVERALL BUILDING HEIGHT REVISED
L	LAYOUT UPDATED TO SUIT SERVICES AND CONSTRUCTION REQUIREMENTS
M	CORE AREA MODIFIED AS PER REQUIREMENT
N	BALUSTRADES AND SCREENS REFINED
O	EXTERNAL CLADDING ON BALCONIES CHANGED
P	ELEVATION TREATMENT REVISED
R	SERVICE AREAS ADDED
S	SERVICE AREAS REVISED
T	ROOF PLANT ROOM SCREEN CHANGED AS PER MECH REQUIREMENT
U	BUILDING INFILLS ON THE TOWERS CHANGED
V	EXTERNAL COLUMNS CHANGED FROM SQUARE TO ROUND
W	SHARED PATH DESIGN CHANGED
Y	POOLUM POOL VENUE RAISED

DA AMENDMENT

- LEGEND**
- CON-1 - OFF FORM CONCRETE - LIGHT GREY TINT
 - RRW-1 - PAINTED & RENDERED REDWALL - LIGHT GREY
 - MC-1 - 2-PURLIN METAL SECTION SCREEN
 - BAL-1 - CLEAR GLASS BALUSTRADE
 - BAL-2 - SLATTED VERTICAL SCREEN
 - BAL-3 - FROSTED GRASS BALCONY SCREEN
 - BAL-4 - CLEAR GLASS BALUSTRADE
 - BAL-5&6 - REFLECTIVE GLASS TOWER BALUSTRADE
 - BAL-7 - CONTINUOUS VERTICALS STEEL BALUSTRADE
 - BAL-8 - CONCRETE BALUSTRADE
 - BAL-9 - POOL FENCE TO AS 1926.1
 - BAL-10 - COURTYARD SCREEN




1 South Elevation
1:200

DA AMENDMENTS

A	UNIT TYPE NAMES MODIFIED
B	LAYOUT AND NUMBER OF STORAGE CAGES UPDATED
C	LAYOUT AND NUMBER OF CARPARKING SPACES CHANGED
D	LANDSCAPE DRIVE FOOTPATH REVISED
E	LANDSCAPING FOOTPATHS, EXTERNAL RAMPS REVISED
F	PEDESTRIAN RAMP REVISED
G	EXTERNAL RAMP ADDED
H	BASEMENT LAYOUT ENLARGED AND REVISED
I	GROUND FLOOR LAYOUT REVISED
J	VEHICULAR RAMP AND DRIVEWAYS MODIFIED
K	AND LEVELS UPDATED, OVERALL BUILDING HEIGHT REVISED
L	LAYOUT UPDATED TO SUIT SERVICES AND CONSTRUCTION REQUIREMENTS
M	CORE AREA MODIFIED AS PER REQUIREMENT
N	BALUSTRADES AND SCREENS REFINED
O	EXTERNAL CLADDING ON BALCONIES CHANGED
P	ELEVATION TREATMENT REVISED
R	SERVICE AREAS ADDED
S	SERVICE AREAS REVISED
T	ROOF PLANT ROOM SCREEN CHANGED AS PER MECH REQUIREMENT
U	BUILDING INFILLS ON THE TOWERS CHANGED
V	EXTERNAL COLUMNS CHANGED FROM SQUARE TO ROUND
W	SHARED PATH DESIGN CHANGED
Y	POOLUM POOL VENUE RAISED

DA AMENDMENT

LEGEND	
CON-1	- OFF FORM CONCRETE - LIGHT GREY TINT
RRW-1	- PAINTED & RENDERED REDWALL - LIGHT GREY
MC-1	- 2-PURLIN METAL SECTION SCREEN
BAL-1	- CLEAR GLASS BALUSTRADE
BAL-2	- SLATTED VERTICAL SCREEN
BAL-3	- FROSTED GRASS BALCONY SCREEN
BAL-4	- CLEAR GLASS BALUSTRADE
BAL-5&6	- REFLECTIVE GLASS TOWER BALUSTRADE
BAL-7	- CONTINUOUS VERTICALS STEEL BALUSTRADE
BAL-8	- CONCRETE BALUSTRADE
BAL-9	- POOL FENCE TO AS 1926.1
BAL-10	- COURTYARD SCREEN




1 West Elevation
1 : 200

DA AMENDMENTS	
A	UNIT TYPE NAMES MODIFIED
B	LAYOUT AND NUMBER OF STORAGE CAGES UPDATED
C	LAYOUT AND NUMBER OF CARPARKING SPACES CHANGED
D	LANDSCAPING DRIVE FOOTPATH REVISED
E	LANDSCAPING FOOTPATH/ EXTERNAL RAMPS REVISED
F	PEDESTRIAN RAMP REVISED
G	EXTERNAL RAMP ADDED
H	BASISMENT LAYOUT ENLARGED AND REVISED
I	GROUND FLOOR LAYOUT REVISED
J	VEHICULAR RAMP AND DRIVEWAYS MODIFIED
K	AND LEVELS UPDATED, OVERALL BUILDING HEIGHT REVISED
L	LAYOUT UPDATED TO SUIT SERVICES AND CONSTRUCTION REQUIREMENTS
M	CORE AREA MODIFIED AS PER REQUIREMENT
N	BALUSTRADES AND SCREENS REFINED
O	EXTERNAL CLADDING ON BALCONIES CHANGED
P	ELEVATION TREATMENT REVISED
R	SERVICE AREAS ADDED
S	SERVICE AREAS REVISED
T	ROOF PLANT ROOM SCREEN CHANGED AS PER MECH REQUIREMENT
U	BUILDING INFILLS ON THE TOWERS CHANGED
V	EXTERNAL COLUMNS CHANGED FROM SQUARE TO ROUND
W	SHARED PATH DESIGN CHANGED
Y	POOLUM POOL VENUE RAISED

DA AMENDMENT

LEGEND	
CON-1	- OFF FORM CONCRETE - LIGHT GREY TINT
RRW-1	- PAINTED & RENDERED REDWALL - LIGHT GREY
MC-1	- 2-PURLIN METAL SECTION SCREEN
BAL-1	- CLEAR GLASS BALUSTRADE
BAL-2	- SLATTED VERTICAL SCREEN
BAL-3	- FROSTED GLASS BALCONY SCREEN
BAL-4	- CLEAR GLASS BALUSTRADE
BAL-5&6	- REFLECTIVE GLASS TOWER BALUSTRADE
BAL-7	- CONTINUOUS VERTICALS STEEL BALUSTRADE
BAL-8	- CONCRETE BALUSTRADE
BAL-9	- POOL FENCE TO AS 1926.1
BAL-10	- COURTYARD SCREEN




1 West Elevation
1 : 200

DA AMENDMENTS	
A	UNIT TYPE NAMES MODIFIED
B	LAYOUT AND NUMBER OF STORAGE CAGES UPDATED
C	LAYOUT AND NUMBER OF CARPARKING SPACES CHANGED
D	LANDSCAPING DRIVE FOOTPATH REVISED
E	LANDSCAPING FOOTPATHS EXTERNAL RAMPS REVISED
F	PEDESTRIAN RAMP REVISED
G	EXTERNAL RAMP ADDED
H	BASEMENT LAYOUT ENLARGED AND REVISED
I	GROUND FLOOR LAYOUT REVISED
J	VEHICULAR RAMP AND DRIVEWAYS MODIFIED
K	FLOOR LEVELS UPDATED, OVERALL BUILDING HEIGHT REVISED
L	LAYOUT UPDATED TO SUIT SERVICES AND CONSTRUCTION REQUIREMENTS
M	CORE AREA MODIFIED AS PER REQUIREMENT
N	BALUSTRADES AND SCREENS REFINED
O	EXTERNAL CLADDING ON BALCONIES CHANGED
P	ELEVATION TREATMENT REVISED
R	SERVICE AREAS ADDED
S	SERVICE AREAS REVISED
T	ROOF PLANT ROOM SCREEN CHANGED AS PER MECH REQUIREMENT
U	BUILDING INFILLS ON THE TOWERS CHANGED
V	EXTERNAL COLUMNS CHANGED FROM SQUARE TO ROUND
W	SHARED PATH DESIGN CHANGED
Y	POOLUM POOL VENUE RAISED

DA AMENDMENT

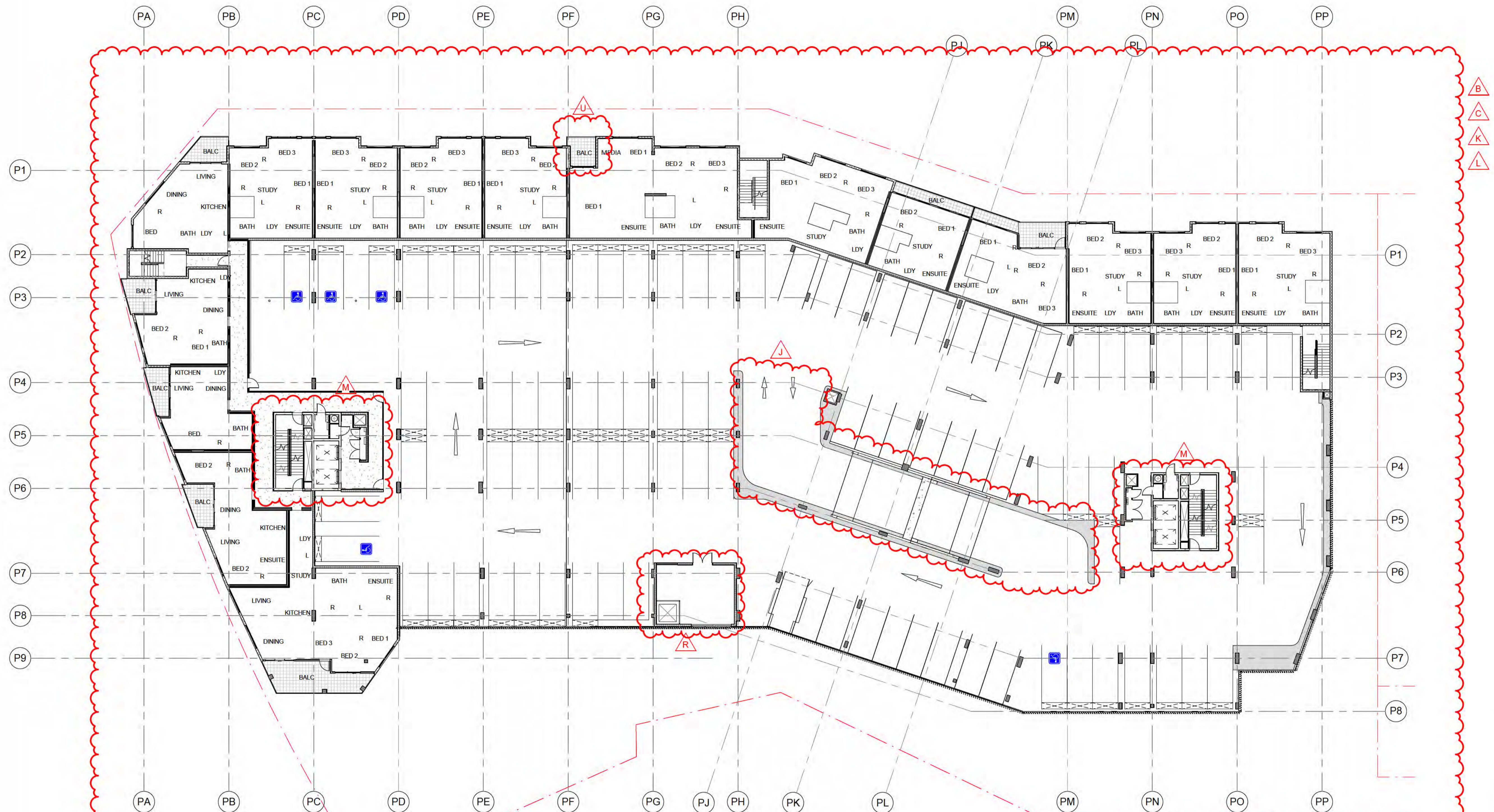
LEGEND	
CON-1	- OFF FORM CONCRETE - LIGHT GREY TINT
RRW-1	- PAINTED & RENDERED REDWALL - LIGHT GREY
MC-1	- Z-PURLIN METAL SECTION SCREEN
BAL-1	- CLEAR GLASS BALUSTRADE
BAL-2	- SLATTED VERTICAL SCREEN
BAL-3	- FROSTED GRASS BALCONY SCREEN
BAL-4	- CLEAR GLASS BALUSTRADE
BAL-5&6	- REFLECTIVE GLASS TOWER BALUSTRADE
BAL-7	- CONTINUOUS VERTICALS STEEL BALUSTRADE
BAL-8	- CONCRETE BALUSTRADE
BAL-9	- POOL FENCE TO AS 1926.1
BAL-10	- COURTYARD SCREEN



1 East Elevation
1 : 200

DA AMENDMENTS	
A	UNIT TYPE NAMES MODIFIED
B	LAYOUT AND NUMBER OF STORAGE CAGES UPDATED
C	LAYOUT AND NUMBER OF CARPARKING SPACES CHANGED
D	LANDSCAPING DRIVE FOOTPATH REVISED
E	LANDSCAPING FOOTPATHS, EXTERNAL RAMPS REVISED
F	PEDESTRIAN RAMP REVISED
G	EXTERNAL RAMP ADDED
H	BASEMENT LAYOUT ENLARGED AND REVISED
I	GROUND FLOOR LAYOUT REVISED
J	VEHICULAR RAMP AND DRIVEWAYS MODIFIED
K	AMD LEVELS UPDATED, OVERALL BUILDING HEIGHT REVISED
L	LAYOUT UPDATED TO SUIT SERVICES AND CONSTRUCTION REQUIREMENTS
M	CORE AREA MODIFIED AS PER REQUIREMENT
N	BALUSTRADES AND SCREENS REFINED
O	EXTERNAL CLADDING ON BALCONIES CHANGED
P	ELEVATION TREATMENT REVISED
R	SERVICE AREAS ADDED
S	SERVICE AREAS REVISED
T	ROOF PLANT ROOM SCREEN CHANGED AS PER MECH REQUIREMENT
U	BUILDING INFILLS ON THE TOWERS CHANGED
V	EXTERNAL COLUMNS CHANGED FROM SQUARE TO ROUND
W	SHARED PATH DESIGN CHANGED
Y	POOLUM POOL VENUE RAISED

DA AMENDMENT



- B
- C
- K
- L

- NOTES**
- HEAD HEIGHT OVER ACCESSIBLE CAR PARKING SPACES TO BE IN ACCORDANCE WITH AS 2890.6
 - PASSENGER LIFTS TO AS 1735.12 & BCA E3.6
 - ACCESSIBLE PATH OF TRAVEL PROVIDED TO ALL SOLE OCCUPANCY UNITS SERVED BY A LIFT
 - TACTILE INDICATORS TO ROAD CROSSINGS AS PER AS 1428.4
 - ENTRANCE TO ALL BUILDINGS ALONG ACCESSIBLE PATH OF TRAVEL ARE ACCESSIBLE TO AS 128.1
 - ALL DOORS SINGLE LEAF 920mm OR ACTIVE LEAF OF DOUBLE DOORS MIN 920mm
 - ACCESS TO WASTE ROOM NOT PROVIDED TO TENANTS
 - ALL FLOOR SURFACES TO BE SLIP RESISTANT, BROOM FINISHED CONCRETE EXTERNAL (OR SIMILAR), SLIP RESISTANT FLOOR FINISH INTERNALLY (TO BE SELECTED BY COMMERCIAL TENANT)
 - HANDRAIL TO AS 1428.1
 - EXTERNAL LIGHTING DESIGNED IN ACCORDANCE WITH AS 1518.3 - LIGHTING OF ROADS & PUBLIC SPACES & TO THE ACT CRIME PREVENTION & URBAN DESIGN RESOURCES MANUAL
 - TO BE READ IN CONJUNCTION WITH LANDSCAPE DRAWINGS
 - ALL ADAPTABLE UNITS TO COMPLY WITH AS 4299-1995 & THE ACCESS MOBILITY CODE
 - REFER TO ACOUSTIC REPORT
 - REFER TO WIND REPORT
 - TENANCY LAYOUT, RETAIL CONFIGURATION & ACCESS OFF STREET TENANCES TO BE CONFIRMED WITH SUBSEQUENT INDIVIDUAL DEVELOPMENT APPLICATIONS
 - MINIMUM SIGHTLINES FOR PEDESTRIAN SAFETY WILL OCCUR IN ACCORDANCE WITH AS 2890.1

DA AMENDMENTS	
A	UNIT TYPE NAMES MODIFIED
B	LAYOUT AND NUMBER OF STORAGE CAGES UPDATED
C	LAYOUT AND NUMBER OF CARPARKING SPACES CHANGED
D	CONDADO DRIVE FOOTPATH REVISED
E	LANDSCAPING FOOTPATHS EXTERNAL RAMP REVISED
F	PEDESTRIAN RAMP REVISED
G	EXTERNAL RAMP ADDED
H	BASEMENT LAYOUT ENLARGED AND REVISED
I	GROUND FLOOR LAYOUT REVISED
J	VEHICULAR RAMP AND DRIVEWAYS MODIFIED
K	LAND LEVELS UPDATED, OVERALL BUILDING HEIGHT REVISED
L	LAYOUT UPDATED TO SUIT SERVICES AND CONSTRUCTION REQUIREMENTS
M	CORE AREA MODIFIED AS PER REQUIREMENT
N	BALUSTRADES AND SCREENS REFINED
O	EXTERNAL CLADDING ON BALCONIES CHANGED
P	ELEVATION TREATMENT REVISED
R	SERVICE AREAS ADDED
S	SERVICE AREAS REVISED
T	ROOF PLANT ROOM SCREEN CHANGED AS PER MECH REQUIREMENT
U	BUILDING INFILLS ON THE TOWERS CHANGED
V	EXTERNAL COLUMNS CHANGED FROM SQUARE TO ROUND
W	SHARED PATH DESIGN CHANGED
Y	PODIUM POOL VENUE RAISED

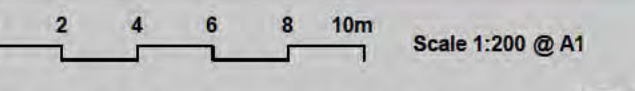
- NOTES**
- PASSENGER LIFTS TO AS 1735.12 & BCA E3.6
 - ALL ADAPTABLE UNITS TO COMPLY WITH AS 4299-1995 & THE ACCESS MOBILITY CODE
 - ALL UNITS TO COMPLY WITH RELEVANT SECTIONS OF THE BCA & AUST STANDARDS
 - ALL TOWER UNITS HAVE DIRECT ACCESS TO WASTE CHUTE THAT FEED TO WASTE ROOM BELOW
 - ACCESSIBLE PATH OF TRAVEL PROVIDED TO SOUL OCCUPANCY UNITS SERVED BY A LIFT

- TACTILE INDICATORS TO ROAD CROSSINGS AS PER AS 1428.4**
- ENTRANCE TO ALL BUILDINGS ALONG ACCESSIBLE PATH OF TRAVEL ARE ACCESSIBLE TO AS 128.1
 - ALL DOORS SINGLE LEAF 920mm OR ACTIVE LEAF OF DOUBLE DOORS MIN 920mm
 - ACCESS TO WASTE ROOM, ELECTRICAL ROOM OR GREASE TRAP ROOM NOT PROVIDED TO TENANTS
 - ALL FLOOR SURFACES TO BE SLIP RESISTANT, BROOM FINISHED CONCRETE EXTERNAL (OR SIMILAR), SLIP RESISTANT FLOOR FINISH INTERNALLY (TO BE SELECTED BY COMMERCIAL TENANT)

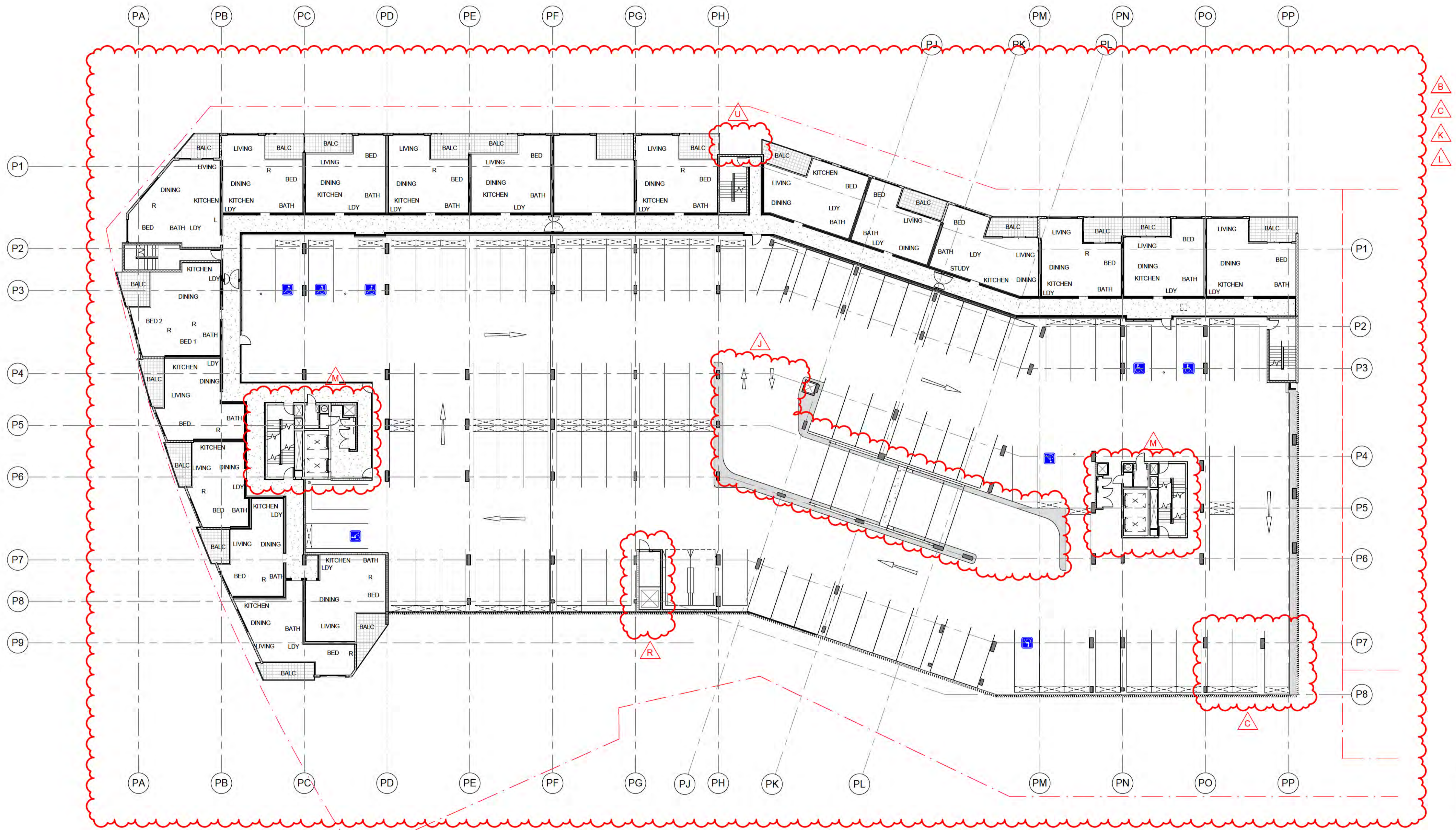
- HANDRAIL TO AS 1428.1**
- LEGEND**
- A ACCESSIBLE APARTMENT
 - PS 1.8 NOM. HIGH PRIVACY SCREENING

- A ADAPTABLE PARKING
- B BICYCLE PARKING
- C STORAGE AREA 2400mm x 6000mm
- D VISITOR PARKING
- E CAR PARK MIRRORS
- F DRYING AREA
- G CONDENSOR UNITS
- H SITE BOUNDARY

DA AMENDMENT
NOT TO BE USED FOR CONSTRUCTION



revision 1 date 10/02/2017
project 4188E



- NOTES**
- HEAD HEIGHT OVER ACCESSIBLE CAR PARKING SPACES TO BE IN ACCORDANCE WITH AS 2890.6
 - PASSENGER LIFTS TO AS 1735.12 & BCA E3.6
 - ACCESSIBLE PATH OF TRAVEL PROVIDED TO ALL SOLE OCCUPANCY UNITS SERVED BY A LIFT
 - TACTILE INDICATORS TO ROAD CROSSINGS AS PER AS 1428.4
 - ENTRANCE TO ALL BUILDINGS ALONG ACCESSIBLE PATH OF TRAVEL ARE ACCESSIBLE TO AS 128.1
 - ALL DOORS SINGLE LEAF 920mm OR ACTIVE LEAF OF DOUBLE DOORS MIN 920mm
 - ACCESS TO WASTE ROOM NOT PROVIDED TO TENANTS
 - ALL FLOOR SURFACES TO BE SLIP RESISTANT, BROOM FINISHED CONCRETE EXTERNAL (OR SIMILAR), SLIP RESISTANT FLOOR FINISH INTERNALLY (TO BE SELECTED BY COMMERCIAL TENANT)
 - HANDRAIL TO AS 1428.1
 - EXTERNAL LIGHTING DESIGNED IN ACCORDANCE WITH AS 1518.3 - LIGHTING OF ROADS & PUBLIC SPACES & TO THE ACT CRIME PREVENTION & URBAN DESIGN RESOURCES MANUAL
 - TO BE READ IN CONJUNCTION WITH LANDSCAPE DRAWINGS
 - ALL ADAPTABLE UNITS TO COMPLY WITH AS 4299-1995 & THE ACCESS MOBILITY CODE
 - REFER TO ACOUSTIC REPORT
 - REFER TO WIND REPORT
 - TENANCY LAYOUT, RETAIL CONFIGURATION & ACCESS OFF STREET TENANCES TO BE CONFIRMED WITH SUBSEQUENT INDIVIDUAL DEVELOPMENT APPLICATIONS
 - MINIMUM SIGHTLINES FOR PEDESTRIAN SAFETY WILL OCCUR IN ACCORDANCE WITH AS 2890.1

DA AMENDMENTS	
A	UNIT TYPE NAMES MODIFIED
B	LAYOUT AND NUMBER OF STORAGE CAGES UPDATED
C	LAYOUT AND NUMBER OF CARPARKING SPACES CHANGED
D	OUNDAROO DRIVE FOOTPATH REVISED
E	LANDSCAPING FOOTPATHS EXTERNAL RAMP REVISED
F	PEDESTRIAN RAMP REVISED
G	EXTERNAL RAMP ADDED
H	BASEMENT LAYOUT ENLARGED AND REVISED
I	GROUND FLOOR LAYOUT REVISED
J	VEHICULAR RAMP AND DRIVEWAYS MODIFIED
K	AND LEVELS UPDATED, OVERALL BUILDING HEIGHT REVISED
L	LAYOUT UPDATED TO SUIT SERVICES AND CONSTRUCTION REQUIREMENTS
M	CORE AREA MODIFIED AS PER REQUIREMENT
N	BALUSTRADES AND SCREENS REFINED
O	EXTERNAL CLADDING ON BALCONIES CHANGED
P	ELEVATION TREATMENT REVISED
R	SERVICE AREAS ADDED
S	SERVICE AREAS REVISED
T	ROOF PLANT ROOM SCREEN CHANGED AS PER MECH REQUIREMENT
U	BUILDING INFILLS ON THE TOWERS CHANGED
V	EXTERNAL COLUMNS CHANGED FROM SQUARE TO ROUND
W	SHARED PATH DESIGN CHANGED
Y	PODIUM POOL VENUE RAISED

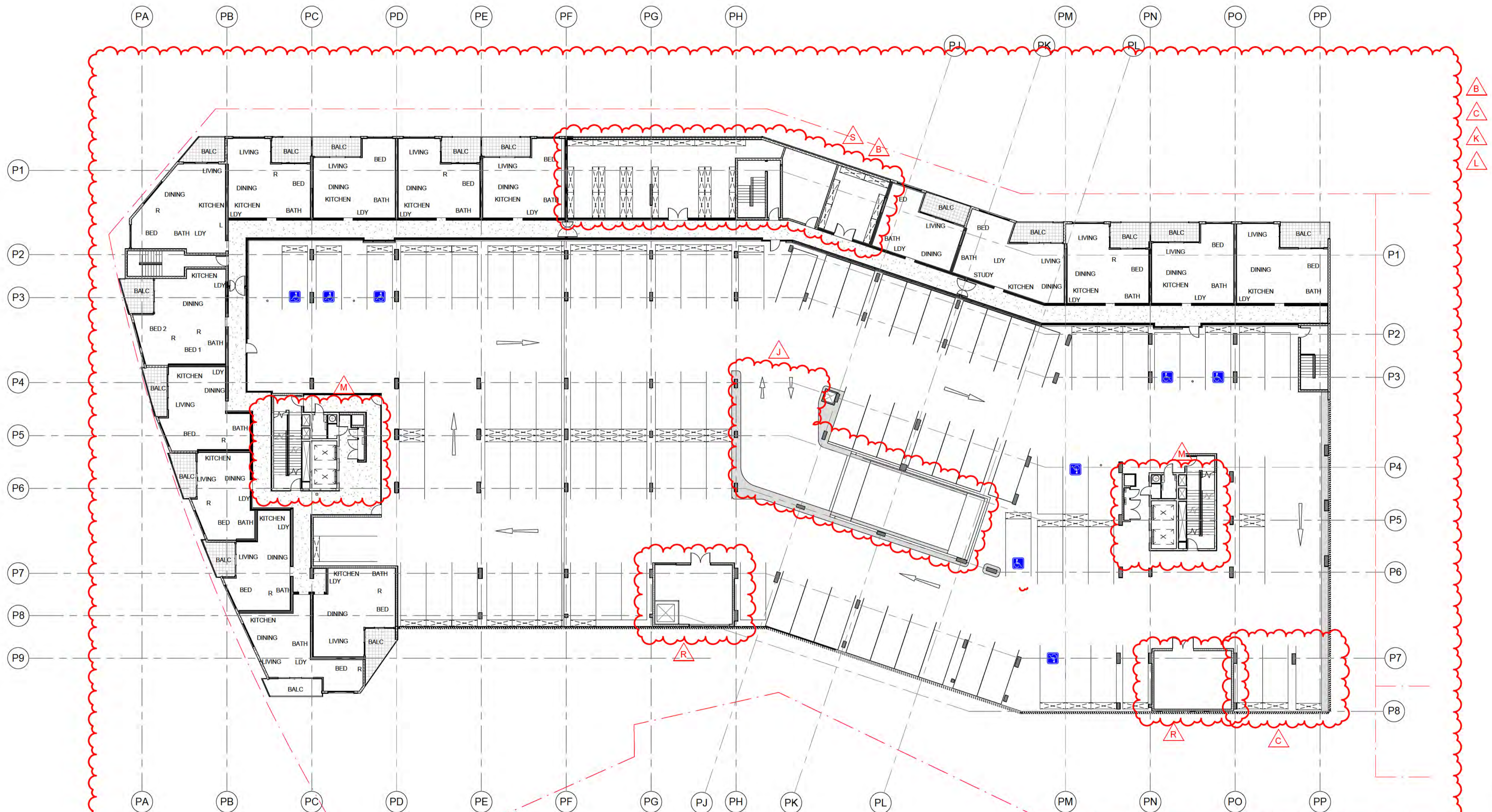
- NOTES**
- PASSENGER LIFTS TO AS 1735.12 & BCA E3.6
 - ALL ADAPTABLE UNITS TO COMPLY WITH AS 4299-1995 & THE ACCESS MOBILITY CODE
 - ALL UNITS TO COMPLY WITH RELEVANT SECTIONS OF THE BCA & AUST STANDARDS
 - ALL TOWER UNITS HAVE DIRECT ACCESS TO WASTE CHUTE THAT FEED TO WASTE ROOM BELOW
 - ACCESSIBLE PATH OF TRAVEL PROVIDED TO SOLE OCCUPANCY UNITS SERVED BY A LIFT

- TACTILE INDICATORS TO ROAD CROSSINGS AS PER AS 1428.4
- ENTRANCE TO ALL BUILDINGS ALONG ACCESSIBLE PATH OF TRAVEL ARE ACCESSIBLE TO AS 128.1
- ALL DOORS SINGLE LEAF 920mm OR ACTIVE LEAF OF DOUBLE DOORS MIN 920mm
- ACCESS TO WASTE ROOM, ELECTRICAL ROOM OR GREASE TRAP ROOM NOT PROVIDED TO TENANTS
- ALL FLOOR SURFACES TO BE SLIP RESISTANT, BROOM FINISHED CONCRETE EXTERNAL (OR SIMILAR), SLIP RESISTANT FLOOR FINISH INTERNALLY (TO BE SELECTED BY COMMERCIAL TENANT)

- HANDRAIL TO AS 1428.1
- LEGEND**
- A ACCESSIBLE APARTMENT
 - PS 1.8 NOM. HIGH PRIVACY SCREENING

- ADAPTABLE PARKING
- BICYCLE PARKING
- STORAGE AREA 2400mm x 600mm
- V VISITOR PARKING
- CAR PARK MIRRORS
- DRYING AREA
- CONDENSOR UNITS
- SITE BOUNDARY

DA AMENDMENT
NOT TO BE USED FOR CONSTRUCTION



- NOTES**
- HEAD HEIGHT OVER ACCESSIBLE CAR PARKING SPACES TO BE IN ACCORDANCE WITH AS 2890.6
 - PASSENGER LIFTS TO AS 1735.12 & BCA E3.6
 - ACCESSIBLE PATH OF TRAVEL PROVIDED TO ALL SOLE OCCUPANCY UNITS SERVED BY A LIFT
 - TACTILE INDICATORS TO ROAD CROSSINGS AS PER AS 1428.4
 - ENTRANCE TO ALL BUILDINGS ALONG ACCESSIBLE PATH OF TRAVEL ARE ACCESSIBLE TO AS 128.1
 - ALL DOORS SINGLE LEAF 920mm OR ACTIVE LEAF OF DOUBLE DOORS MIN 920mm
 - ACCESS TO WASTE ROOM NOT PROVIDED TO TENANTS
 - ALL FLOOR SURFACES TO BE SLIP RESISTANT, BROOM FINISHED CONCRETE EXTERNAL (OR SIMILAR), SLIP RESISTANT FLOOR FINISH INTERNALLY (TO BE SELECTED BY COMMERCIAL TENANT)
 - HANDRAIL TO AS 1428.1
 - EXTERNAL LIGHTING DESIGNED IN ACCORDANCE WITH AS 1518.3 - LIGHTING OF ROADS & PUBLIC SPACES & TO THE ACT CRIME PREVENTION & URBAN DESIGN RESOURCES MANUAL
 - TO BE READ IN CONJUNCTION WITH LANDSCAPE DRAWINGS
 - ALL ADAPTABLE UNITS TO COMPLY WITH AS 4299-1995 & THE ACCESS MOBILITY CODE
 - REFER TO ACOUSTIC REPORT
 - REFER TO WIND REPORT
 - TENANCY LAYOUT, RETAIL CONFIGURATION & ACCESS OFF STREET TENANCES TO BE CONFIRMED WITH SUBSEQUENT INDIVIDUAL DEVELOPMENT APPLICATIONS
 - MINIMUM SIGHTLINES FOR PEDESTRIAN SAFETY WILL OCCUR IN ACCORDANCE WITH AS 2890.1

DA AMENDMENTS	
A	UNIT TYPE NAMES MODIFIED
B	LAYOUT AND NUMBER OF STORAGE CAGES UPDATED
C	LAYOUT AND NUMBER OF CARPARKING SPACES CHANGED
D	OUNDAROO DRIVE FOOTPATH REVISED
E	LANDSCAPING, FOOTPATHS, EXTERNAL RAMPS REVISED
F	PEDESTRIAN RAMP REVISED
G	EXTERNAL RAMP ADDED
H	BASEMENT LAYOUT ENLARGED AND REVISED
I	GROUND FLOOR LAYOUT REVISED
J	VEHICULAR RAMP AND DRIVEWAYS MODIFIED
K	AND LEVELS UPDATED, OVERALL BUILDING HEIGHT REVISED
L	LAYOUT UPDATED TO SUIT SERVICES AND CONSTRUCTION REQUIREMENTS
M	CORE AREA MODIFIED AS PER REQUIREMENT
N	BALUSTRADES AND SCREENS REFINED
O	EXTERNAL CLADDING ON BALCONIES CHANGED
P	ELEVATION TREATMENT REVISED
R	SERVICE AREAS ADDED
S	SERVICE AREAS REVISED
T	ROOF PLANT ROOM SCREEN CHANGED AS PER MECH REQUIREMENT
U	BUILDING INFILLS ON THE TOWERS CHANGED
V	EXTERNAL COLUMNS CHANGED FROM SQUARE TO ROUND
W	SHARED PATH DESIGN CHANGED
Y	PODIUM POOL VENUE RAISED

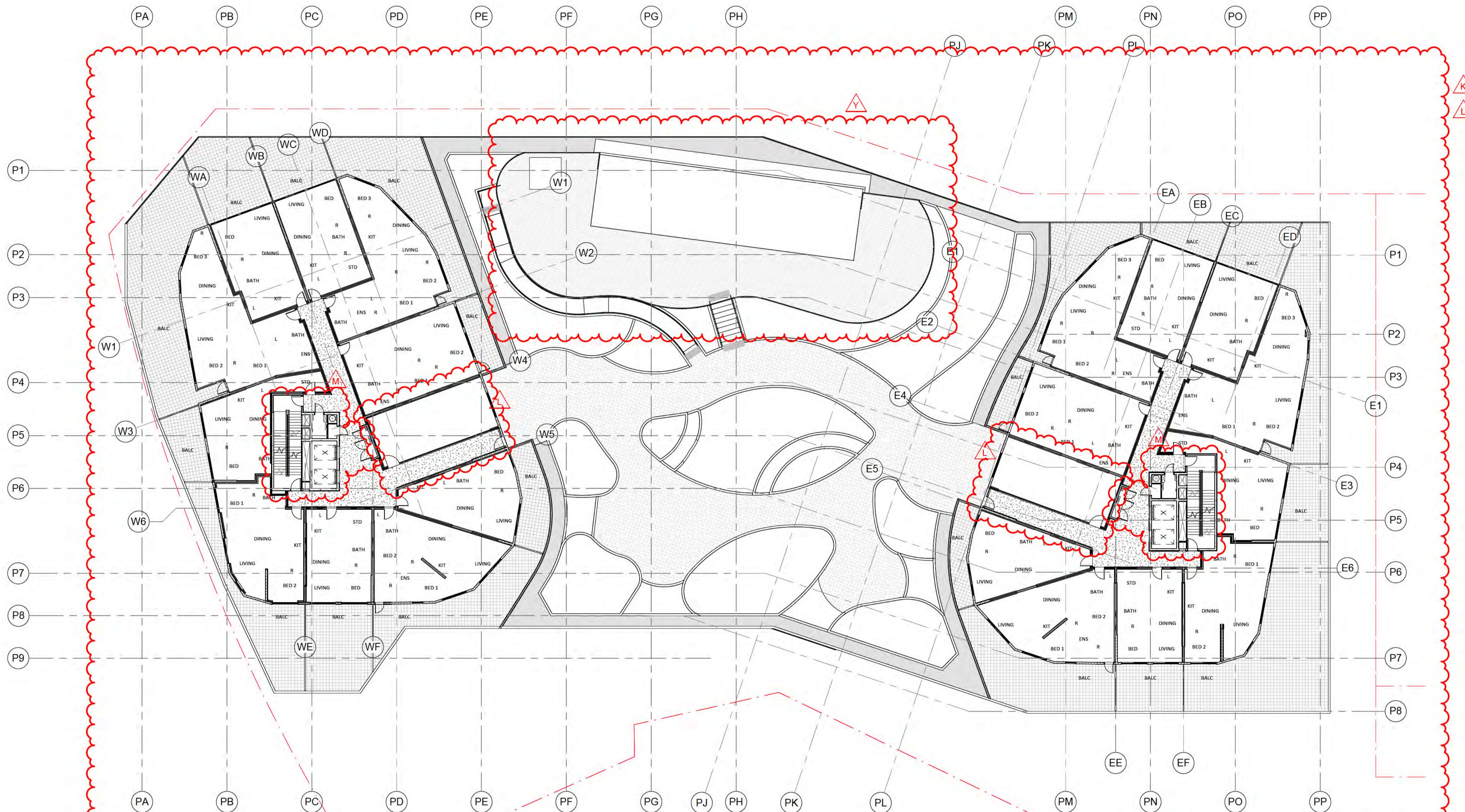
- NOTES**
- PASSENGER LIFTS TO AS1735.12 & BCA E3.6
 - ALL ADAPTABLE UNITS TO COMPLY WITH AS 4299-1995 & THE ACCESS MOBILITY CODE
 - ALL UNITS TO COMPLY WITH RELEVANT SECTIONS OF THE BCA & AUST STANDARDS
 - ALL TOWER UNITS HAVE DIRECT ACCESS TO WASTE CHUTE THAT FEED TO WASTE ROOM BELOW
 - ACCESSIBLE PATH OF TRAVEL PROVIDED TO SOUL OCCUPANCY UNITS SERVED BY A LIFT

- TACTILE INDICATORS TO ROAD CROSSINGS AS PER AS 1428.4
- ENTRANCE TO ALL BUILDINGS ALONG ACCESSIBLE PATH OF TRAVEL ARE ACCESSIBLE TO AS 128.1
- ALL DOORS SINGLE LEAF 920mm OR ACTIVE LEAF OF DOUBLE DOORS MIN 920mm
- ACCESS TO WASTE ROOM, ELECTRICAL ROOM OR GREASE TRAP ROOM NOT PROVIDED TO TENANTS
- ALL FLOOR SURFACES TO BE SLIP RESISTANT, BROOM FINISHED CONCRETE EXTERNAL (OR SIMILAR), SLIP RESISTANT FLOOR FINISH INTERNALLY (TO BE SELECTED BY COMMERCIAL TENANT)

- HANDRAIL TO AS 1428.1
- LEGEND**
- A ACCESSIBLE APARTMENT
 - PS 1.8 NOM. HIGH PRIVACY SCREENING

- ADAPTABLE PARKING
- BICYCLE PARKING
- STORAGE AREA 2400mm x 600mm
- V VISITOR PARKING
- CAR PARK MIRRORS
- DRYING AREA
- CONDENSOR UNITS
- SITE BOUNDARY

DA AMENDMENT
NOT TO BE USED FOR CONSTRUCTION



- NOTES**
- HEAD HEIGHT OVER ACCESSIBLE CAR PARKING SPACES TO BE IN ACCORDANCE WITH AS 2890.6
 - PASSENGER LIFTS TO AS 1735.12 & BCA E3.6
 - ACCESSIBLE PATH OF TRAVEL PROVIDED TO ALL SOLE OCCUPANCY UNITS SERVED BY A LIFT
 - TACTILE INDICATORS TO ROAD CROSSINGS AS PER AS 1428.4
 - ENTRANCE TO ALL BUILDINGS ALONG ACCESSIBLE PATH OF TRAVEL ARE ACCESSIBLE TO AS 128.1
 - ALL DOORS SINGLE LEAF 920mm OR ACTIVE LEAF OF DOUBLE DOORS MIN 920mm
 - ACCESS TO WASTE ROOM NOT PROVIDED TO TENANTS
 - ALL FLOOR SURFACES TO BE SLIP RESISTANT, BROOM FINISHED CONCRETE EXTERNAL (OR SIMILAR), SLIP RESISTANT FLOOR FINISH INTERNALLY (TO BE SELECTED BY COMMERCIAL TENANT)
 - HANDRAIL TO AS 1428.1
 - EXTERNAL LIGHTING DESIGNED IN ACCORDANCE WITH AS 1518.3 - LIGHTING OF ROADS & PUBLIC SPACES & TO THE ACT CRIME PREVENTION & URBAN DESIGN RESOURCES MANUAL
 - TO BE READ IN CONJUNCTION WITH LANDSCAPE DRAWINGS
 - ALL ADAPTABLE UNITS TO COMPLY WITH AS 4299-1995 & THE ACCESS MOBILITY CODE
 - REFER TO ACOUSTIC REPORT
 - REFER TO WIND REPORT
 - TENANCY LAYOUT, RETAIL CONFIGURATION & ACCESS OFF STREET TENANCES TO BE CONFIRMED WITH SUBSEQUENT INDIVIDUAL DEVELOPMENT APPLICATIONS
 - MINIMUM SIGHTLINES FOR PEDESTRIAN SAFETY WILL OCCUR IN ACCORDANCE WITH AS 2890.1

DA AMENDMENTS	
A	UNIT TYPE NAMES MODIFIED
B	LAYOUT AND NUMBER OF STORAGE CAGES UPDATED
C	LAYOUT AND NUMBER OF CARPARKING SPACES CHANGED
D	GUNDASCO DRIVE FOOTPATH REVISED
E	LANDSCAPING, FOOTPATHS, EXTERNAL RAMPS REVISED
F	PEDESTRIAN RAMP REVISED
G	EXTERNAL RAMP ADDED
H	BASEMENT LAYOUT ENLARGED AND REVISED
I	GROUND FLOOR LAYOUT REVISED
J	VEHICULAR RAMP AND DRIVEWAYS MODIFIED
K	LAND LEVELS UPDATED, OVERALL BUILDING HEIGHT REVISED
L	LAYOUT UPDATED TO SUIT SERVICES AND CONSTRUCTION REQUIREMENTS
M	CORE AREA MODIFIED AS PER REQUIREMENT
N	BALUSTRADES AND SCREENS REFINED
O	EXTERNAL CLADDING ON BALCONIES CHANGED
P	ELEVATION TREATMENT REVISED
R	SERVICE AREAS ADDED
S	SERVICE AREAS REVISED
T	ROOF PLANT ROOM SCREEN CHANGED AS PER MECH REQUIREMENT
U	BUILDING INFILLS ON THE TOWERS CHANGED
V	EXTERNAL COLUMNS CHANGED FROM SQUARE TO ROUND
W	SHARED PATH DESIGN CHANGED
Y	PODIUM POOL VENUE RAISED

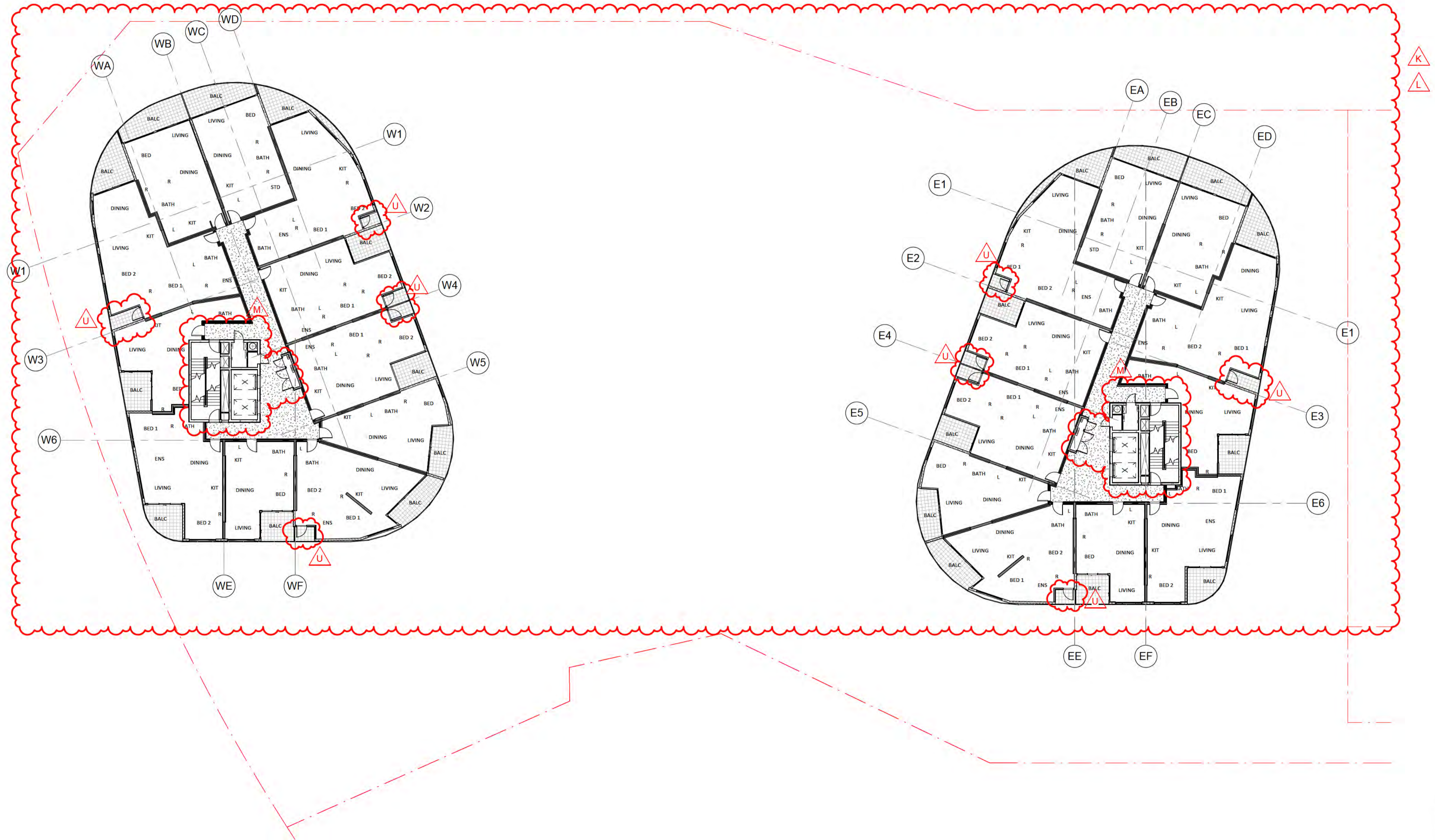
- NOTES**
- PASSENGER LIFTS TO AS1735.12 & BCA E3.6
 - ALL ADAPTABLE UNITS TO COMPLY WITH AS 4299-1995 & THE ACCESS MOBILITY CODE
 - ALL UNITS TO COMPLY WITH RELEVANT SECTIONS OF THE BCA & AUST STANDARDS
 - ALL TOWER UNITS HAVE DIRECT ACCESS TO WASTE CHUTE THAT FEED TO WASTE ROOM BELOW
 - ACCESSIBLE PATH OF TRAVEL PROVIDED TO SOUL OCCUPANCY UNITS SERVED BY A LIFT

- TACTILE INDICATORS TO ROAD CROSSINGS AS PER AS 1428.4**
- ENTRANCE TO ALL BUILDINGS ALONG ACCESSIBLE PATH OF TRAVEL ARE ACCESSIBLE TO AS 128.1
 - ALL DOORS SINGLE LEAF 920mm OR ACTIVE LEAF OF DOUBLE DOORS MIN 920mm
 - ACCESS TO WASTE ROOM, ELECTRICAL ROOM OR GREASE TRAP ROOM NOT PROVIDED TO TENANTS
 - ALL FLOOR SURFACES TO BE SLIP RESISTANT, BROOM FINISHED CONCRETE EXTERNAL (OR SIMILAR), SLIP RESISTANT FLOOR FINISH INTERNALLY (TO BE SELECTED BY COMMERCIAL TENANT)

- HANDRAIL TO AS 1428.1**
- LEGEND**
- A ACCESSIBLE APARTMENT
 - PS 1.8 NOM. HIGH PRIVACY SCREENING

- ADAPTABLE PARKING
- BICYCLE PARKING
- STORAGE AREA 2400mm x 600mm
- V VISITOR PARKING
- CAR PARK MIRRORS
- DRYING AREA
- CONDENSOR UNITS
- SITE BOUNDARY

DA AMENDMENT
NOT TO BE USED FOR CONSTRUCTION



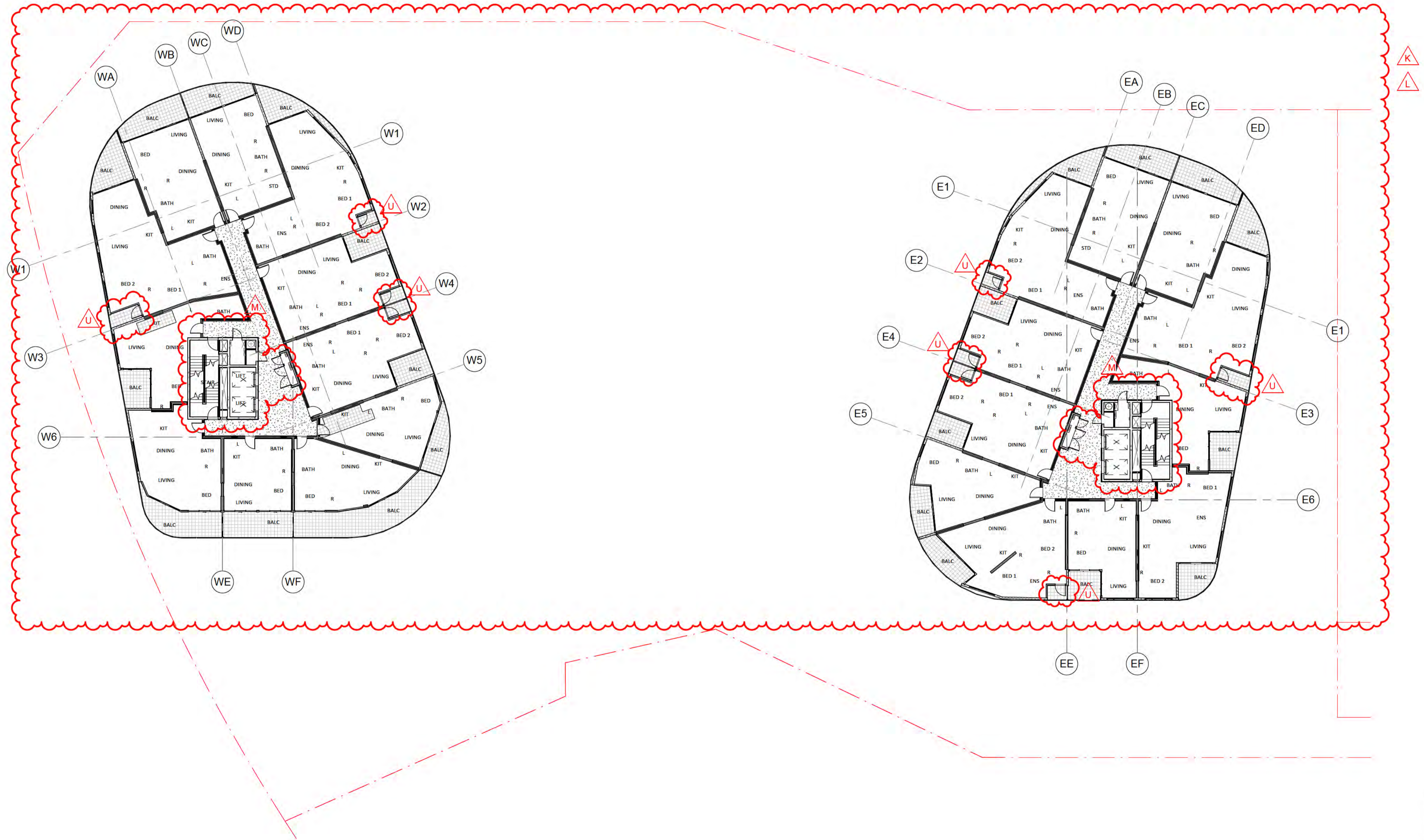
- NOTES**
- HEAD HEIGHT OVER ACCESSIBLE CAR PARKING SPACES TO BE IN ACCORDANCE WITH AS 2890.6
 - PASSENGER LIFTS TO AS 1735.12 & BCA E3.6
 - ACCESSIBLE PATH OF TRAVEL PROVIDED TO ALL SOLE OCCUPANCY UNITS SERVED BY A LIFT
 - TACTILE INDICATORS TO ROAD CROSSINGS AS PER AS 1428.4
 - ENTRANCE TO ALL BUILDINGS ALONG ACCESSIBLE PATH OF TRAVEL ARE ACCESSIBLE TO AS 128.1
 - ALL DOORS SINGLE LEAF 920mm OR ACTIVE LEAF OF DOUBLE DOORS MIN 920mm
 - ACCESS TO WASTE ROOM NOT PROVIDED TO TENANTS
 - ALL FLOOR SURFACES TO BE SLIP RESISTANT, BROOM FINISHED CONCRETE EXTERNAL (OR SIMILAR), SLIP RESISTANT FLOOR FINISH INTERNALLY (TO BE SELECTED BY COMMERCIAL TENANT)
 - HANDRAIL TO AS 1428.1
 - EXTERNAL LIGHTING DESIGNED IN ACCORDANCE WITH AS 1518.3 - LIGHTING OF ROADS & PUBLIC SPACES & TO THE ACT CRIME PREVENTION & URBAN DESIGN RESOURCES MANUAL
 - TO BE READ IN CONJUNCTION WITH LANDSCAPE DRAWINGS
 - ALL ADAPTABLE UNITS TO COMPLY WITH AS 4299-1995 & THE ACCESS MOBILITY CODE
 - REFER TO ACOUSTIC REPORT
 - REFER TO WIND REPORT
 - TENANCY LAYOUT, RETAIL CONFIGURATION & ACCESS OFF STREET TENANCES TO BE CONFIRMED WITH SUBSEQUENT INDIVIDUAL DEVELOPMENT APPLICATIONS
 - MINIMUM SIGHTLINES FOR PEDESTRIAN SAFETY WILL OCCUR IN ACCORDANCE WITH AS 2890.1

DA AMENDMENTS	
A	UNIT TYPE NAMES MODIFIED
B	LAYOUT AND NUMBER OF STORAGE CAGES UPDATED
C	LAYOUT AND NUMBER OF CARPARKING SPACES CHANGED
D	GRANDISSIMO DRIVE FOOTPATH REVISED
E	LANDSCAPING, FOOTPATHS, EXTERNAL RAMPS REVISED
F	PEDESTRIAN RAMP REVISED
G	EXTERNAL RAMP ADDED
H	BASEMENT LAYOUT ENLARGED AND REVISED
I	GROUND FLOOR LAYOUT REVISED
J	VEHICULAR RAMP AND DRIVEWAYS MODIFIED
K	LAND LEVELS UPDATED, OVERALL BUILDING HEIGHT REVISED
L	LAYOUT UPDATED TO SUIT SERVICES AND CONSTRUCTION REQUIREMENTS
M	CORE AREA MODIFIED AS PER REQUIREMENT
N	BALUSTRADES AND SCREENS REFINED
O	EXTERNAL CLADDING ON BALCONIES CHANGED
P	ELEVATION TREATMENT REVISED
R	SERVICE AREAS ADDED
S	SERVICE AREAS REVISED
T	ROOF PLANT ROOM SCREEN CHANGED AS PER MECH REQUIREMENT
U	BUILDING INFILLS ON THE TOWERS CHANGED
V	EXTERNAL COLUMNS CHANGED FROM SQUARE TO ROUND
W	SHARED PATH DESIGN CHANGED
Y	PODIUM POOL VENUE RAISED

- NOTES**
- PASSENGER LIFTS TO AS 1735.12 & BCA E3.6
 - ALL ADAPTABLE UNITS TO COMPLY WITH AS 4299-1995 & THE ACCESS MOBILITY CODE
 - ALL UNITS TO COMPLY WITH RELEVANT SECTIONS OF THE BCA & AUST STANDARDS
 - ALL TOWER UNITS HAVE DIRECT ACCESS TO WASTE CHUTE THAT FEED TO WASTE ROOM BELOW
 - ACCESSIBLE PATH OF TRAVEL PROVIDED TO SOLE OCCUPANCY UNITS SERVED BY A LIFT
- TACTILE INDICATORS TO ROAD CROSSINGS AS PER AS 1428.4**
- ENTRANCE TO ALL BUILDINGS ALONG ACCESSIBLE PATH OF TRAVEL ARE ACCESSIBLE TO AS 128.1
- ALL DOORS SINGLE LEAF 920mm OR ACTIVE LEAF OF DOUBLE DOORS MIN 920mm
- ACCESS TO WASTE ROOM, ELECTRICAL ROOM OR GREASE TRAP ROOM NOT PROVIDED TO TENANTS
- ALL FLOOR SURFACES TO BE SLIP RESISTANT, BROOM FINISHED CONCRETE EXTERNAL (OR SIMILAR), SLIP RESISTANT FLOOR FINISH INTERNALLY (TO BE SELECTED BY COMMERCIAL TENANT)
- HANDRAIL TO AS 1428.1**
- LEGEND**
- A ACCESSIBLE APARTMENT
 - PS 1.8 NOM. HIGH PRIVACY SCREENING

- ADAPTABLE PARKING
- BICYCLE PARKING
- STORAGE AREA 2400mm x 600mm
- V VISITOR PARKING
- CAR PARK MIRRORS
- DRYING AREA
- CONDENSOR UNITS
- SITE BOUNDARY

DA AMENDMENT
NOT TO BE USED FOR CONSTRUCTION



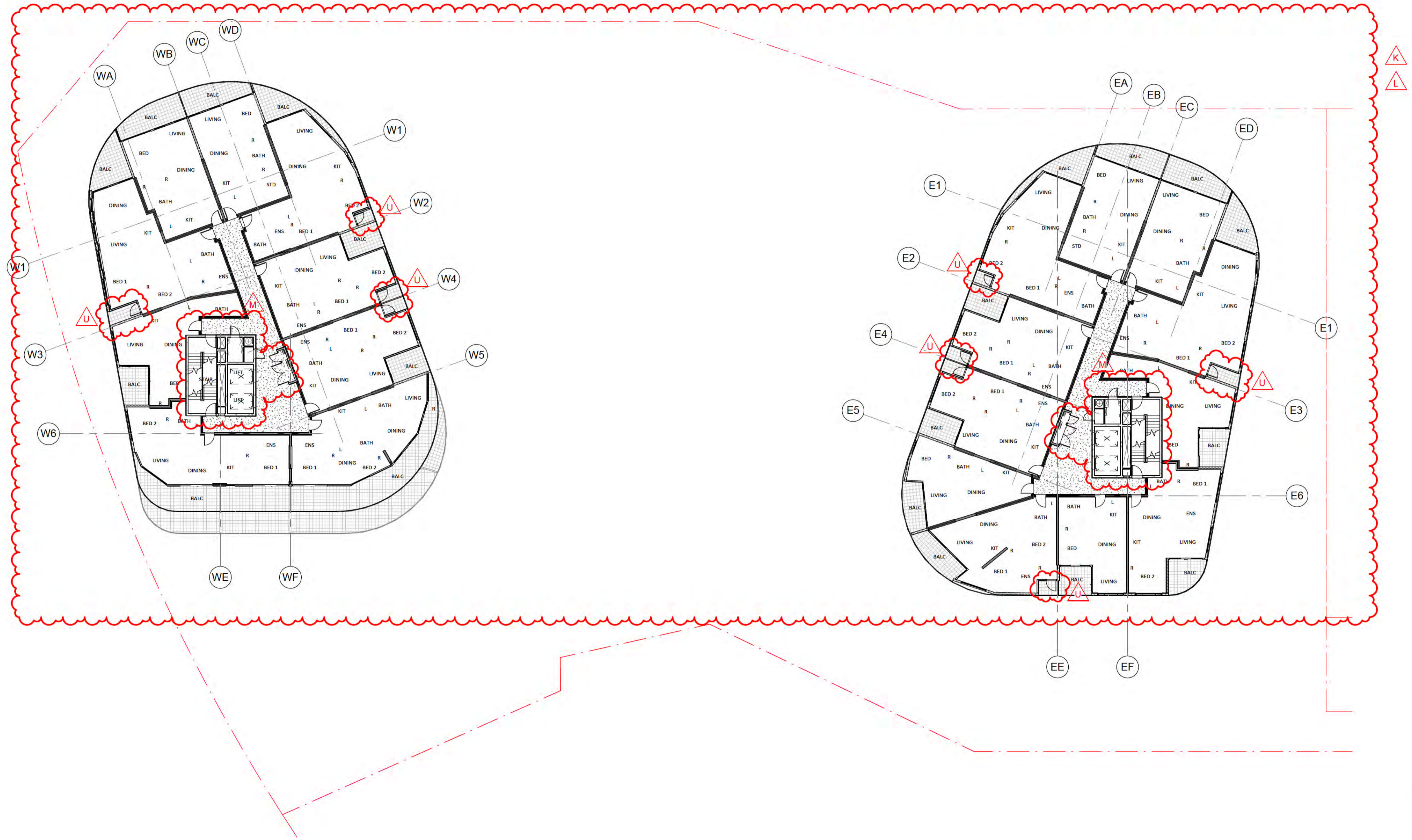
- NOTES**
- HEAD HEIGHT OVER ACCESSIBLE CAR PARKING SPACES TO BE IN ACCORDANCE WITH AS 2890.6
 - PASSENGER LIFTS TO AS 1735.12 & BCA E3.6
 - ACCESSIBLE PATH OF TRAVEL PROVIDED TO ALL SOLE OCCUPANCY UNITS SERVED BY A LIFT
 - TACTILE INDICATORS TO ROAD CROSSINGS AS PER AS 1428.4
 - ENTRANCE TO ALL BUILDINGS ALONG ACCESSIBLE PATH OF TRAVEL ARE ACCESSIBLE TO AS 128.1
 - ALL DOORS SINGLE LEAF 920mm OR ACTIVE LEAF OF DOUBLE DOORS MIN 920mm
 - ACCESS TO WASTE ROOM NOT PROVIDED TO TENANTS
 - ALL FLOOR SURFACES TO BE SLIP RESISTANT, BROOM FINISHED CONCRETE EXTERNAL (OR SIMILAR), SLIP RESISTANT FLOOR FINISH INTERNALLY (TO BE SELECTED BY COMMERCIAL TENANT)
 - HANDRAIL TO AS 1428.1
 - EXTERNAL LIGHTING DESIGNED IN ACCORDANCE WITH AS 1158.3 - LIGHTING OF ROADS & PUBLIC SPACES & TO THE ACT CRIME PREVENTION & URBAN DESIGN RESOURCES MANUAL
 - TO BE READ IN CONJUNCTION WITH LANDSCAPE DRAWINGS
 - ALL ADAPTABLE UNITS TO COMPLY WITH AS 4299-1995 & THE ACCESS MOBILITY CODE
 - REFER TO ACOUSTIC REPORT
 - REFER TO WIND REPORT
 - TENANCY LAYOUT, RETAIL CONFIGURATION & ACCESS OFF STREET TENANCES TO BE CONFIRMED WITH SUBSEQUENT INDIVIDUAL DEVELOPMENT APPLICATIONS
 - MINIMUM SIGHTLINES FOR PEDESTRIAN SAFETY WILL OCCUR IN ACCORDANCE WITH AS 2890.1

DA AMENDMENTS	
A	UNIT TYPE NAMES MODIFIED
B	LAYOUT AND NUMBER OF STORAGE CAGES UPDATED
C	LAYOUT AND NUMBER OF CARPARKING SPACES CHANGED
D	GRANDISSIMO DRIVE FOOTPATH REVISED
E	LANDSCAPING, FOOTPATHS, EXTERNAL RAMPS REVISED
F	PEDESTRIAN RAMP REVISED
G	EXTERNAL RAMP ADDED
H	BASEMENT LAYOUT ENLARGED AND REVISED
I	GROUND FLOOR LAYOUT REVISED
J	VEHICULAR RAMP AND DRIVEWAYS MODIFIED
K	AND LEVELS UPDATED, OVERALL BUILDING HEIGHT REVISED
L	LAYOUT UPDATED TO SUIT SERVICES AND CONSTRUCTION REQUIREMENTS
M	CORE AREA MODIFIED AS PER REQUIREMENT
N	BALUSTRADES AND SCREENS REFINED
O	EXTERNAL CLADDING ON BALCONIES CHANGED
P	ELEVATION TREATMENT REVISED
R	SERVICE AREAS ADDED
S	SERVICE AREAS REVISED
T	ROOF PLANT ROOM SCREEN CHANGED AS PER MECH REQUIREMENT
U	BUILDING INFILLS ON THE TOWERS CHANGED
V	EXTERNAL COLUMNS CHANGED FROM SQUARE TO ROUND
W	SHARED PATH DESIGN CHANGED
Y	PODIUM POOL VENUE RAISED

- NOTES**
- PASSENGER LIFTS TO AS 1735.12 & BCA E3.6
 - ALL ADAPTABLE UNITS TO COMPLY WITH AS 4299-1995 & THE ACCESS MOBILITY CODE
 - ALL UNITS TO COMPLY WITH RELEVANT SECTIONS OF THE BCA & AUST STANDARDS
 - ALL TOWER UNITS HAVE DIRECT ACCESS TO WASTE CHUTE THAT FEED TO WASTE ROOM BELOW
 - ACCESSIBLE PATH OF TRAVEL PROVIDED TO SOLE OCCUPANCY UNITS SERVED BY A LIFT
- TACTILE INDICATORS TO ROAD CROSSINGS AS PER AS 1428.4**
- ENTRANCE TO ALL BUILDINGS ALONG ACCESSIBLE PATH OF TRAVEL ARE ACCESSIBLE TO AS 128.1
- ALL DOORS SINGLE LEAF 920mm OR ACTIVE LEAF OF DOUBLE DOORS MIN 920mm
- ACCESS TO WASTE ROOM, ELECTRICAL ROOM OR GREASE TRAP ROOM NOT PROVIDED TO TENANTS
- ALL FLOOR SURFACES TO BE SLIP RESISTANT, BROOM FINISHED CONCRETE EXTERNAL (OR SIMILAR), SLIP RESISTANT FLOOR FINISH INTERNALLY (TO BE SELECTED BY COMMERCIAL TENANT)
- HANDRAIL TO AS 1428.1**
- LEGEND**
- A ACCESSIBLE APARTMENT
 - PS 1.8 NOM. HIGH PRIVACY SCREENING

- ADAPTABLE PARKING
- BICYCLE PARKING
- STORAGE AREA 2400mm x 600mm
- V VISITOR PARKING
- CAR PARK MIRRORS
- DRYING AREA
- CONDENSOR UNITS
- SITE BOUNDARY

DA AMENDMENT
NOT TO BE USED FOR CONSTRUCTION



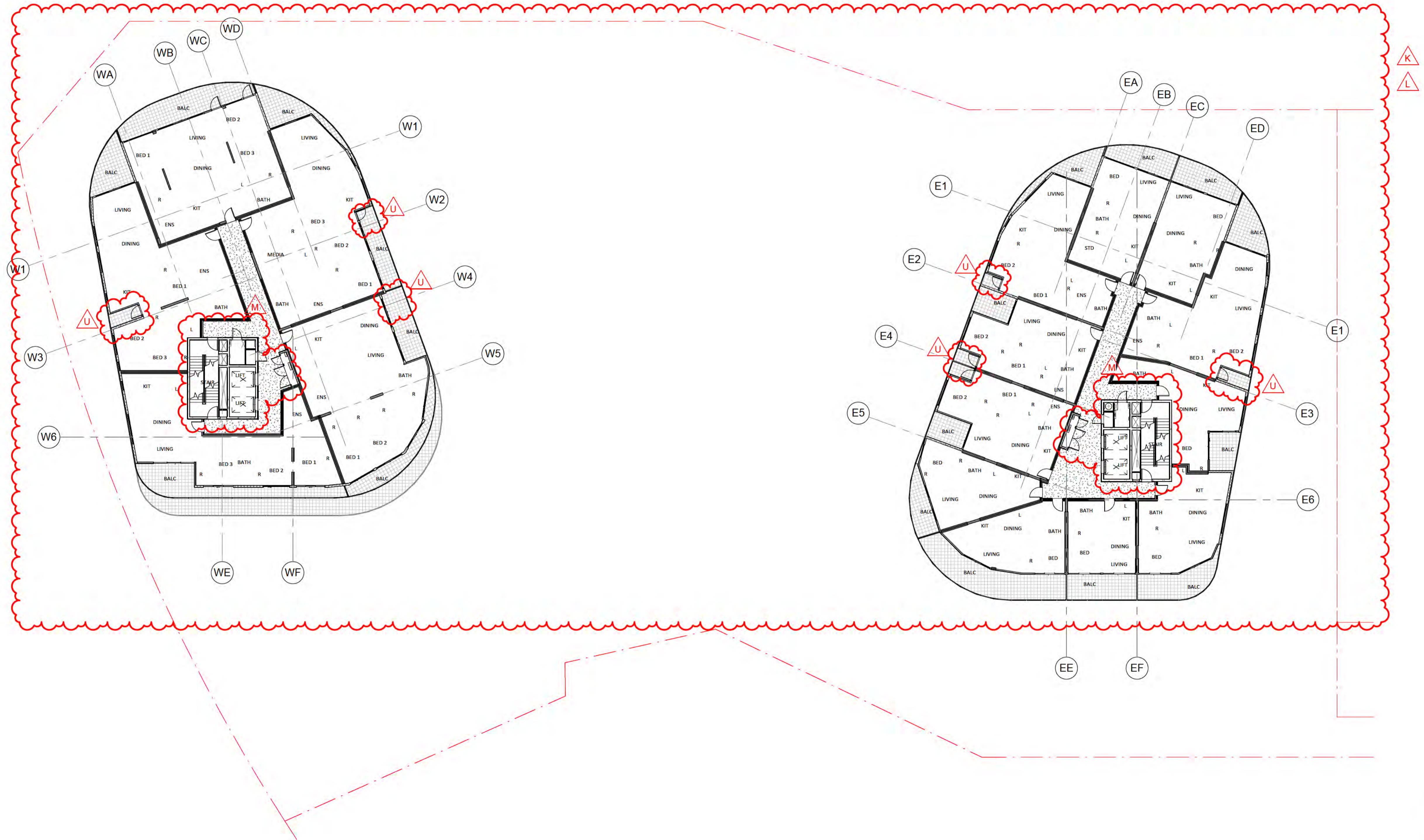
- NOTES**
- HEAD HEIGHT OVER ACCESSIBLE CAR PARKING SPACES TO BE IN ACCORDANCE WITH AS 2890.6
 - PASSENGER LIFTS TO AS 1735.12 & BCA E3.6
 - ACCESSIBLE PATH OF TRAVEL PROVIDED TO ALL SOLE OCCUPANCY UNITS SERVED BY A LIFT
 - TACTILE INDICATORS TO ROAD CROSSINGS AS PER AS 1428.4
 - ENTRANCE TO ALL BUILDINGS ALONG ACCESSIBLE PATH OF TRAVEL ARE ACCESSIBLE TO AS 128.1
 - ALL DOORS SINGLE LEAF 920mm OR ACTIVE LEAF OF DOUBLE DOORS MIN 920mm
 - ACCESS TO WASTE ROOM NOT PROVIDED TO TENANTS
 - ALL FLOOR SURFACES TO BE SLIP RESISTANT, BROOM FINISHED CONCRETE EXTERNAL (OR SIMILAR), SLIP RESISTANT FLOOR FINISH INTERNALLY (TO BE SELECTED BY COMMERCIAL TENANT)
 - HANDRAIL TO AS 1428.1
 - EXTERNAL LIGHTING DESIGNED IN ACCORDANCE WITH AS 1518.3 - LIGHTING OF ROADS & PUBLIC SPACES & TO THE ACT CRIME PREVENTION & URBAN DESIGN RESOURCES MANUAL
 - TO BE READ IN CONJUNCTION WITH LANDSCAPE DRAWINGS
 - ALL ADAPTABLE UNITS TO COMPLY WITH AS 4299-1995 & THE ACCESS MOBILITY CODE
 - REFER TO ACOUSTIC REPORT
 - REFER TO WIND REPORT
 - TENANCY LAYOUT, RETAIL CONFIGURATION & ACCESS OFF STREET TENANCES TO BE CONFIRMED WITH SUBSEQUENT INDIVIDUAL DEVELOPMENT APPLICATIONS
 - MINIMUM SIGHTLINES FOR PEDESTRIAN SAFETY WILL OCCUR IN ACCORDANCE WITH AS 2890.1

DA AMENDMENTS	
A	UNIT TYPE NAMES MODIFIED
B	LAYOUT AND NUMBER OF STORAGE CAGES UPDATED
C	LAYOUT AND NUMBER OF CARPARKING SPACES CHANGED
D	GRANDISSO DRIVE FOOTPATH REVISED
E	LANDSCAPING, FOOTPATHS, EXTERNAL RAMPS REVISED
F	PEDESTRIAN RAMP REVISED
G	EXTERNAL RAMP ADDED
H	BASEMENT LAYOUT ENLARGED AND REVISED
I	GROUND FLOOR LAYOUT REVISED
J	VEHICULAR RAMP AND DRIVEWAYS MODIFIED
K	AND LEVELS UPDATED, OVERALL BUILDING HEIGHT REVISED
L	LAYOUT UPDATED TO SUIT SERVICES AND CONSTRUCTION REQUIREMENTS
M	CORE AREA MODIFIED AS PER REQUIREMENT
N	BALUSTRADES AND SCREENS REFINED
O	EXTERNAL CLADDING ON BALCONIES CHANGED
P	ELEVATION TREATMENT REVISED
R	SERVICE AREAS ADDED
S	SERVICE AREAS REVISED
T	ROOF PLANT ROOM SCREEN CHANGED AS PER MECH REQUIREMENT
U	BUILDING INFILLS ON THE TOWERS CHANGED
V	EXTERNAL COLUMNS CHANGED FROM SQUARE TO ROUND
W	SHARED PATH DESIGN CHANGED
Y	PODIUM POOL VENUE RAISED

- NOTES**
- PASSENGER LIFTS TO AS 1735.12 & BCA E3.6
 - ALL ADAPTABLE UNITS TO COMPLY WITH AS 4299-1995 & THE ACCESS MOBILITY CODE
 - ALL UNITS TO COMPLY WITH RELEVANT SECTIONS OF THE BCA & AUST STANDARDS
 - ALL TOWER UNITS HAVE DIRECT ACCESS TO WASTE CHUTE THAT FEED TO WASTE ROOM BELOW
 - ACCESSIBLE PATH OF TRAVEL PROVIDED TO SOLE OCCUPANCY UNITS SERVED BY A LIFT
- TACTILE INDICATORS TO ROAD CROSSINGS AS PER AS 1428.4**
- ENTRANCE TO ALL BUILDINGS ALONG ACCESSIBLE PATH OF TRAVEL ARE ACCESSIBLE TO AS 128.1
- ALL DOORS SINGLE LEAF 920mm OR ACTIVE LEAF OF DOUBLE DOORS MIN 920mm
- ACCESS TO WASTE ROOM, ELECTRICAL ROOM OR GREASE TRAP ROOM NOT PROVIDED TO TENANTS
- ALL FLOOR SURFACES TO BE SLIP RESISTANT, BROOM FINISHED CONCRETE EXTERNAL (OR SIMILAR), SLIP RESISTANT FLOOR FINISH INTERNALLY (TO BE SELECTED BY COMMERCIAL TENANT)
- HANDRAIL TO AS 1428.1**
- LEGEND**
- A ACCESSIBLE APARTMENT
 - PS 1.8 NOM. HIGH PRIVACY SCREENING

- ADAPTABLE PARKING
- BICYCLE PARKING
- STORAGE AREA 2400mm x 600mm
- V VISITOR PARKING
- CAR PARK MIRRORS
- DRYING AREA
- CONDENSOR UNITS
- SITE BOUNDARY

DA AMENDMENT
NOT TO BE USED FOR CONSTRUCTION



- NOTES**
- HEAD HEIGHT OVER ACCESSIBLE CAR PARKING SPACES TO BE IN ACCORDANCE WITH AS 2890.6
 - PASSENGER LIFTS TO AS 1735.12 & BCA E3.6
 - ACCESSIBLE PATH OF TRAVEL PROVIDED TO ALL SOLE OCCUPANCY UNITS SERVED BY A LIFT
 - TACTILE INDICATORS TO ROAD CROSSINGS AS PER AS 1428.4
 - ENTRANCE TO ALL BUILDINGS ALONG ACCESSIBLE PATH OF TRAVEL ARE ACCESSIBLE TO AS 128.1
 - ALL DOORS SINGLE LEAF 920mm OR ACTIVE LEAF OF DOUBLE DOORS MIN 920mm
 - ACCESS TO WASTE ROOM NOT PROVIDED TO TENANTS
 - ALL FLOOR SURFACES TO BE SLIP RESISTANT, BROOM FINISHED CONCRETE EXTERNAL (OR SIMILAR), SLIP RESISTANT FLOOR FINISH INTERNALLY (TO BE SELECTED BY COMMERCIAL TENANT)
 - HANDRAIL TO AS 1428.1
 - EXTERNAL LIGHTING DESIGNED IN ACCORDANCE WITH AS 1518.3 - LIGHTING OF ROADS & PUBLIC SPACES & TO THE ACT CRIME PREVENTION & URBAN DESIGN RESOURCES MANUAL
 - TO BE READ IN CONJUNCTION WITH LANDSCAPE DRAWINGS
 - ALL ADAPTABLE UNITS TO COMPLY WITH AS 4299-1995 & THE ACCESS MOBILITY CODE
 - REFER TO ACOUSTIC REPORT
 - REFER TO WIND REPORT
 - TENANCY LAYOUT, RETAIL CONFIGURATION & ACCESS OFF STREET TENANCIES TO BE CONFIRMED WITH SUBSEQUENT INDIVIDUAL DEVELOPMENT APPLICATIONS
 - MINIMUM SIGHTLINES FOR PEDESTRIAN SAFETY WILL OCCUR IN ACCORDANCE WITH AS 2890.1

- NOTES**
- PASSENGER LIFTS TO AS1735.12 & BCA E3.6
 - ALL ADAPTABLE UNITS TO COMPLY WITH AS 4299-1995 & THE ACCESS MOBILITY CODE
 - ALL UNITS TO COMPLY WITH RELEVANT SECTIONS OF THE BCA & AUST STANDARDS
 - ALL TOWER UNITS HAVE DIRECT ACCESS TO WASTE CHUTE THAT FEED TO WASTE ROOM BELOW
 - ACCESSIBLE PATH OF TRAVEL PROVIDED TO SOUL OCCUPANCY UNITS SERVED BY A LIFT

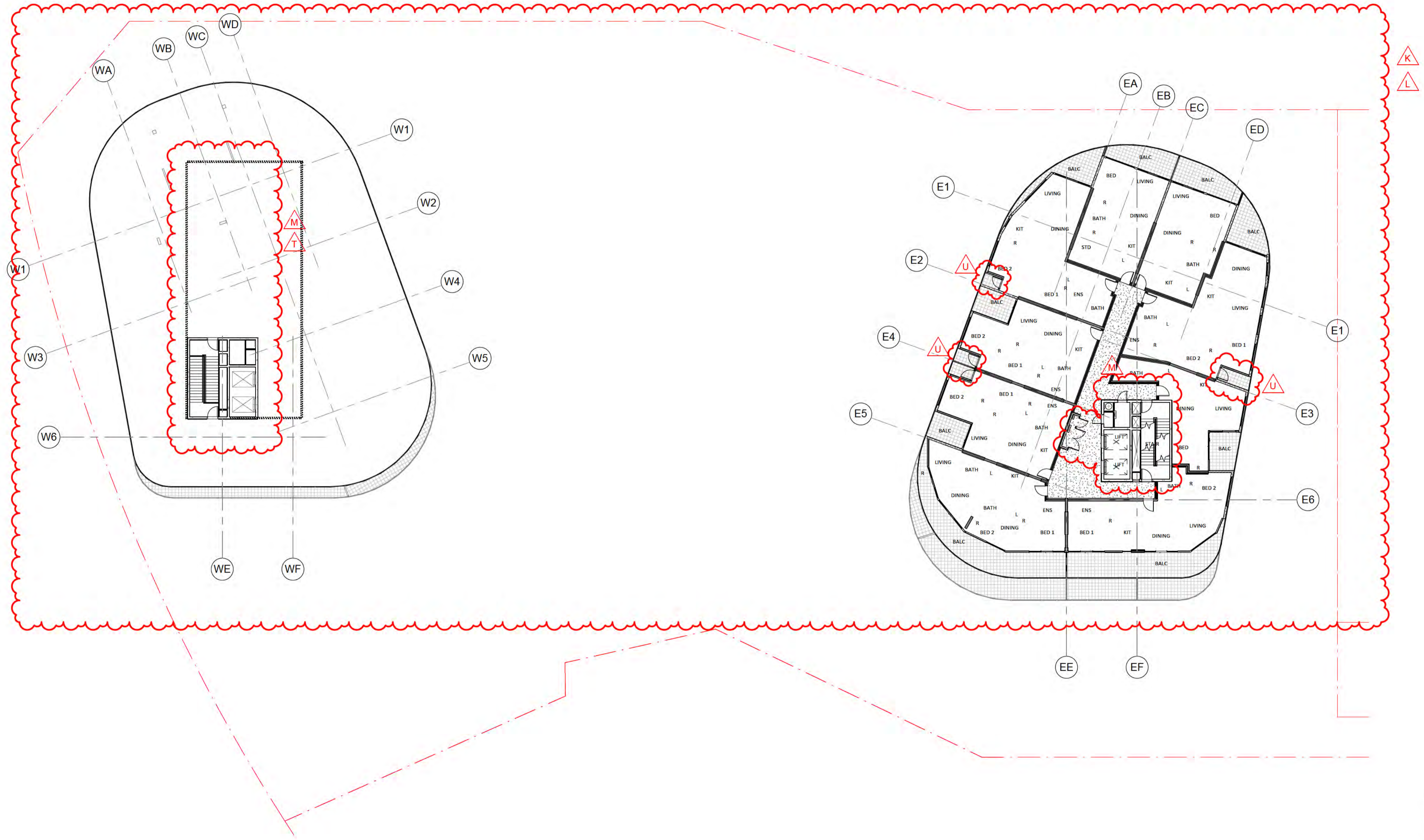
- TACTILE INDICATORS TO ROAD CROSSINGS AS PER AS 1428.4
- ENTRANCE TO ALL BUILDINGS ALONG ACCESSIBLE PATH OF TRAVEL ARE ACCESSIBLE TO AS 128.1
- ALL DOORS SINGLE LEAF 920mm OR ACTIVE LEAF OF DOUBLE DOORS MIN 920mm
- ACCESS TO WASTE ROOM, ELECTRICAL ROOM OR GREASE TRAP ROOM NOT PROVIDED TO TENANTS
- ALL FLOOR SURFACES TO BE SLIP RESISTANT, BROOM FINISHED CONCRETE EXTERNAL (OR SIMILAR), SLIP RESISTANT FLOOR FINISH INTERNALLY (TO BE SELECTED BY COMMERCIAL TENANT)

- HANDRAIL TO AS 1428.1
- LEGEND**
- A ACCESSIBLE APARTMENT
 - PS 1.8 NOM. HIGH PRIVACY SCREENING

- ADAPTABLE PARKING
- BICYCLE PARKING
- STORAGE AREA 2400mm x 600mm
- V VISITOR PARKING
- CAR PARK MIRRORS
- DRYING AREA
- CONDENSOR UNITS
- SITE BOUNDARY

DA AMENDMENTS	
A	UNIT TYPE NAMES MODIFIED
B	LAYOUT AND NUMBER OF STORAGE CAGES UPDATED
C	LAYOUT AND NUMBER OF CARPARKING SPACES CHANGED
D	OUNDASOO DRIVE FOOTPATH REVISED
E	LANDSCAPING, FOOTPATHS, EXTERNAL RAMPS REVISED
F	PEDESTRIAN RAMP REVISED
G	EXTERNAL RAMP ADDED
H	BASEMENT LAYOUT ENLARGED AND REVISED
I	GROUND FLOOR LAYOUT REVISED
J	VEHICULAR RAMP AND DRIVEWAYS MODIFIED
K	AND LEVELS UPDATED, OVERALL BUILDING HEIGHT REVISED
L	LAYOUT UPDATED TO SUIT SERVICES AND CONSTRUCTION REQUIREMENTS
M	CORE AREA MODIFIED AS PER REQUIREMENT
N	BALUSTRADES AND SCREENS REFINED
O	EXTERNAL CLADDING ON BALCONIES CHANGED
P	ELEVATION TREATMENT REVISED
R	SERVICE AREAS ADDED
S	SERVICE AREAS REVISED
T	ROOF PLANT ROOM SCREEN CHANGED AS PER MECH REQUIREMENT
U	BUILDING INFILLS ON THE TOWERS CHANGED
V	EXTERNAL COLUMNS CHANGED FROM SQUARE TO ROUND
W	SHARED PATH DESIGN CHANGED
Y	PODIUM POOL VENUE RAISED

DA AMENDMENT
NOT TO BE USED FOR CONSTRUCTION



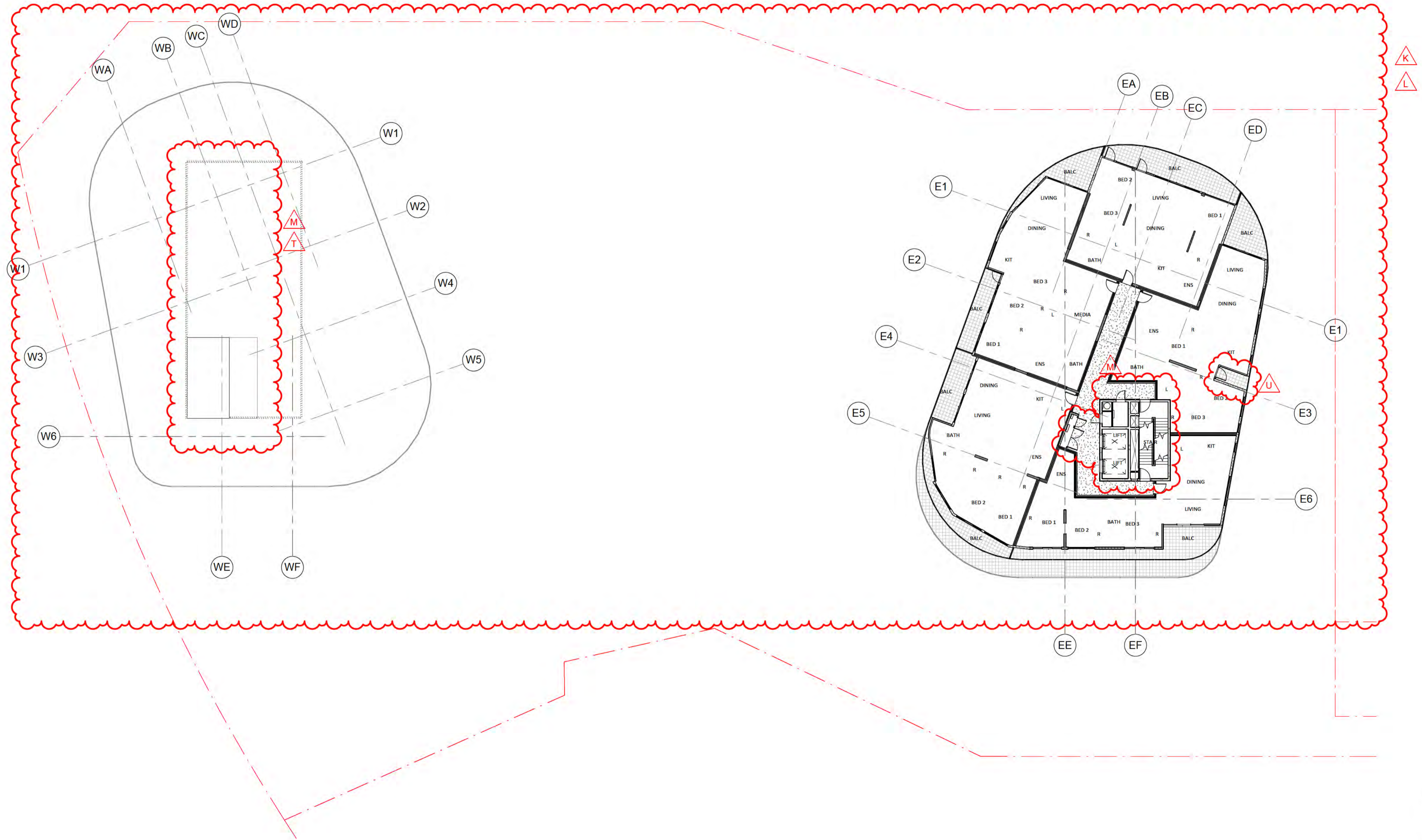
- NOTES**
- HEAD HEIGHT OVER ACCESSIBLE CAR PARKING SPACES TO BE IN ACCORDANCE WITH AS 2890.6
 - PASSENGER LIFTS TO AS 1735.12 & BCA E3.6
 - ACCESSIBLE PATH OF TRAVEL PROVIDED TO ALL SOLE OCCUPANCY UNITS SERVED BY A LIFT
 - TACTILE INDICATORS TO ROAD CROSSINGS AS PER AS 1428.4
 - ENTRANCE TO ALL BUILDINGS ALONG ACCESSIBLE PATH OF TRAVEL ARE ACCESSIBLE TO AS 128.1
 - ALL DOORS SINGLE LEAF 920mm OR ACTIVE LEAF OF DOUBLE DOORS MIN 920mm
 - ACCESS TO WASTE ROOM NOT PROVIDED TO TENANTS
 - ALL FLOOR SURFACES TO BE SLIP RESISTANT, BROOM FINISHED CONCRETE EXTERNAL (OR SIMILAR), SLIP RESISTANT FLOOR FINISH INTERNALLY (TO BE SELECTED BY COMMERCIAL TENANT)
 - HANDRAIL TO AS 1428.1
 - EXTERNAL LIGHTING DESIGNED IN ACCORDANCE WITH AS 1518.3 - LIGHTING OF ROADS & PUBLIC SPACES & TO THE ACT CRIME PREVENTION & URBAN DESIGN RESOURCES MANUAL
 - TO BE READ IN CONJUNCTION WITH LANDSCAPE DRAWINGS
 - ALL ADAPTABLE UNITS TO COMPLY WITH AS 4299-1995 & THE ACCESS MOBILITY CODE
 - REFER TO ACOUSTIC REPORT
 - REFER TO WIND REPORT
 - TENANCY LAYOUT, RETAIL CONFIGURATION & ACCESS OFF STREET TENANCES TO BE CONFIRMED WITH SUBSEQUENT INDIVIDUAL DEVELOPMENT APPLICATIONS
 - MINIMUM SIGHTLINES FOR PEDESTRIAN SAFETY WILL OCCUR IN ACCORDANCE WITH AS 2890.1

DA AMENDMENTS	
A	UNIT TYPE NAMES MODIFIED
B	LAYOUT AND NUMBER OF STORAGE CAGES UPDATED
C	LAYOUT AND NUMBER OF CARPARKING SPACES CHANGED
D	GRANDISSIMO DRIVE FOOTPATH REVISED
E	LANDSCAPING, FOOTPATHS, EXTERNAL RAMPS REVISED
F	PEDESTRIAN RAMP REVISED
G	EXTERNAL RAMP ADDED
H	BASEMENT LAYOUT ENLARGED AND REVISED
I	GROUND FLOOR LAYOUT REVISED
J	VEHICULAR RAMP AND DRIVEWAYS MODIFIED
K	LAND LEVELS UPDATED, OVERALL BUILDING HEIGHT REVISED
L	LAYOUT UPDATED TO SUIT SERVICES AND CONSTRUCTION REQUIREMENTS
M	CORE AREA MODIFIED AS PER REQUIREMENT
N	BALUSTRADES AND SCREENS REFINED
O	EXTERNAL CLADDING ON BALCONIES CHANGED
P	ELEVATION TREATMENT REVISED
R	SERVICE AREAS ADDED
S	SERVICE AREAS REVISED
T	ROOF PLANT ROOM SCREEN CHANGED AS PER MECH REQUIREMENT
U	BUILDING INFILLS ON THE TOWERS CHANGED
V	EXTERNAL COLUMNS CHANGED FROM SQUARE TO ROUND
W	SHARED PATH DESIGN CHANGED
Y	PODIUM POOL VENUE RAISED

- NOTES**
- PASSENGER LIFTS TO AS 1735.12 & BCA E3.6
 - ALL ADAPTABLE UNITS TO COMPLY WITH AS 4299-1995 & THE ACCESS MOBILITY CODE
 - ALL UNITS TO COMPLY WITH RELEVANT SECTIONS OF THE BCA & AUST STANDARDS
 - ALL TOWER UNITS HAVE DIRECT ACCESS TO WASTE CHUTE THAT FEED TO WASTE ROOM BELOW
 - ACCESSIBLE PATH OF TRAVEL PROVIDED TO SOLE OCCUPANCY UNITS SERVED BY A LIFT
- TACTILE INDICATORS TO ROAD CROSSINGS AS PER AS 1428.4**
- ENTRANCE TO ALL BUILDINGS ALONG ACCESSIBLE PATH OF TRAVEL ARE ACCESSIBLE TO AS 128.1
- ALL DOORS SINGLE LEAF 920mm OR ACTIVE LEAF OF DOUBLE DOORS MIN 920mm
- ACCESS TO WASTE ROOM, ELECTRICAL ROOM OR GREASE TRAP ROOM NOT PROVIDED TO TENANTS
- ALL FLOOR SURFACES TO BE SLIP RESISTANT, BROOM FINISHED CONCRETE EXTERNAL (OR SIMILAR), SLIP RESISTANT FLOOR FINISH INTERNALLY (TO BE SELECTED BY COMMERCIAL TENANT)
- HANDRAIL TO AS 1428.1**
- LEGEND**
- A ACCESSIBLE APARTMENT
 - PS 1.8 NOM. HIGH PRIVACY SCREENING

- ADAPTABLE PARKING
- BICYCLE PARKING
- STORAGE AREA 2400mm x 600mm
- V VISITOR PARKING
- CAR PARK MIRRORS
- DRYING AREA
- CONDENSOR UNITS
- SITE BOUNDARY

DA AMENDMENT
NOT TO BE USED FOR CONSTRUCTION



- NOTES**
- HEAD HEIGHT OVER ACCESSIBLE CAR PARKING SPACES TO BE IN ACCORDANCE WITH AS 2890.6
 - PASSENGER LIFTS TO AS 1735.12 & BCA E3.6
 - ACCESSIBLE PATH OF TRAVEL PROVIDED TO ALL SOLE OCCUPANCY UNITS SERVED BY A LIFT
 - TACTILE INDICATORS TO ROAD CROSSINGS AS PER AS 1428.4
 - ENTRANCE TO ALL BUILDINGS ALONG ACCESSIBLE PATH OF TRAVEL ARE ACCESSIBLE TO AS 128.1
 - ALL DOORS SINGLE LEAF 920mm OR ACTIVE LEAF OF DOUBLE DOORS MIN 920mm
 - ACCESS TO WASTE ROOM NOT PROVIDED TO TENANTS
 - ALL FLOOR SURFACES TO BE SLIP RESISTANT, BROOM FINISHED CONCRETE EXTERNAL (OR SIMILAR), SLIP RESISTANT FLOOR FINISH INTERNALLY (TO BE SELECTED BY COMMERCIAL TENANT)
 - HANDRAIL TO AS 1428.1
 - EXTERNAL LIGHTING DESIGNED IN ACCORDANCE WITH AS 1158.3 - LIGHTING OF ROADS & PUBLIC SPACES & TO THE ACT CRIME PREVENTION & URBAN DESIGN RESOURCES MANUAL
 - TO BE READ IN CONJUNCTION WITH LANDSCAPE DRAWINGS
 - ALL ADAPTABLE UNITS TO COMPLY WITH AS 4299-1995 & THE ACCESS MOBILITY CODE
 - REFER TO ACOUSTIC REPORT
 - REFER TO WIND REPORT
 - TENANCY LAYOUT, RETAIL CONFIGURATION & ACCESS OFF STREET TENANCIES TO BE CONFIRMED WITH SUBSEQUENT INDIVIDUAL DEVELOPMENT APPLICATIONS
 - MINIMUM SIGHTLINES FOR PEDESTRIAN SAFETY WILL OCCUR IN ACCORDANCE WITH AS 2890.1

- NOTES**
- PASSENGER LIFTS TO AS 1735.12 & BCA E3.6
 - ALL ADAPTABLE UNITS TO COMPLY WITH AS 4299-1995 & THE ACCESS MOBILITY CODE
 - ALL UNITS TO COMPLY WITH RELEVANT SECTIONS OF THE BCA & AUSTRALIAN STANDARDS
 - ALL TOWER UNITS HAVE DIRECT ACCESS TO WASTE CHUTE THAT FEED TO WASTE ROOM BELOW
 - ACCESSIBLE PATH OF TRAVEL PROVIDED TO SOLE OCCUPANCY UNITS SERVED BY A LIFT

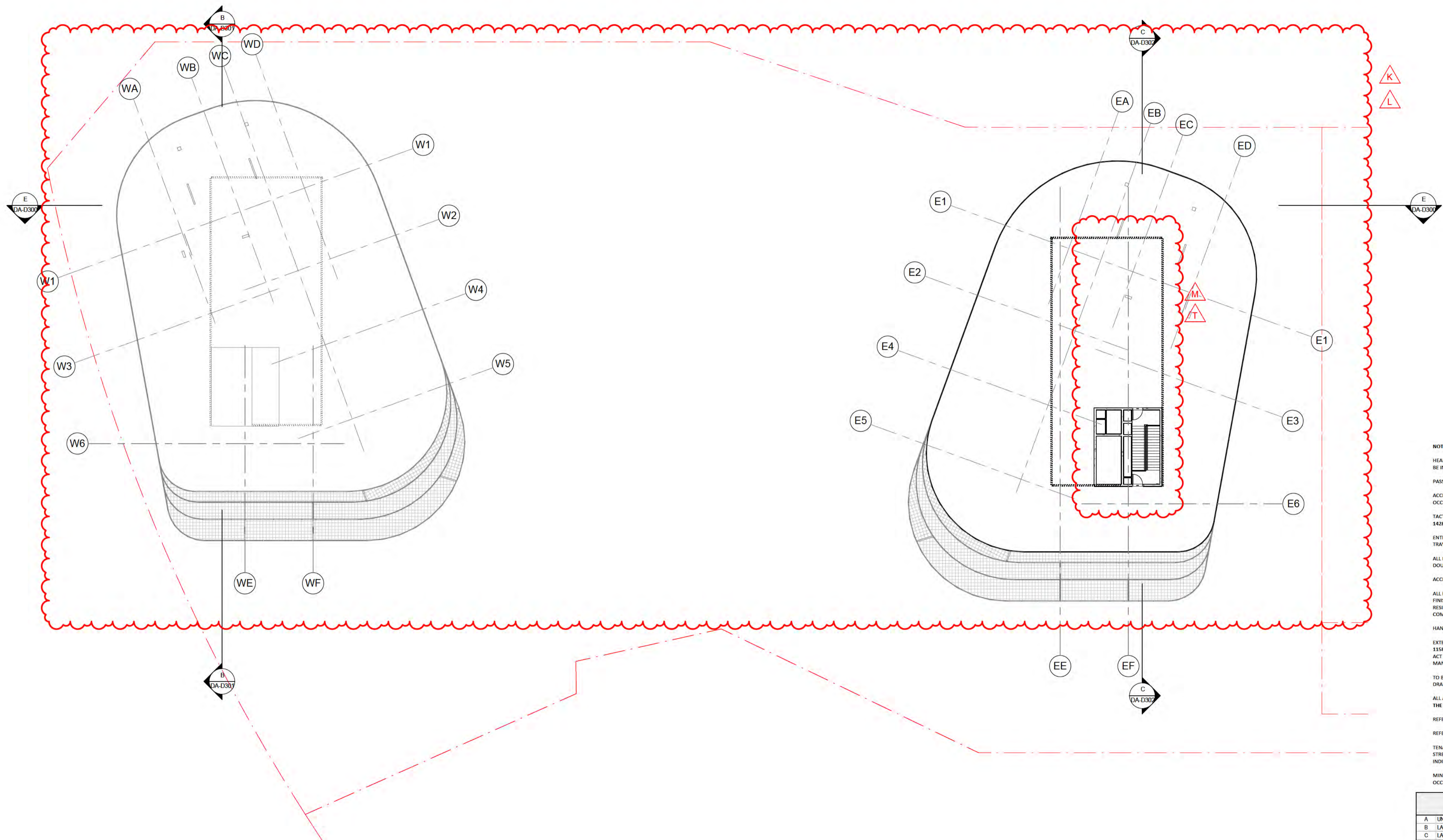
- TACTILE INDICATORS TO ROAD CROSSINGS AS PER AS 1428.4
- ENTRANCE TO ALL BUILDINGS ALONG ACCESSIBLE PATH OF TRAVEL ARE ACCESSIBLE TO AS 128.1
- ALL DOORS SINGLE LEAF 920mm OR ACTIVE LEAF OF DOUBLE DOORS MIN 920mm
- ACCESS TO WASTE ROOM, ELECTRICAL ROOM OR GREASE TRAP ROOM NOT PROVIDED TO TENANTS
- ALL FLOOR SURFACES TO BE SLIP RESISTANT, BROOM FINISHED CONCRETE EXTERNAL (OR SIMILAR), SLIP RESISTANT FLOOR FINISH INTERNALLY (TO BE SELECTED BY COMMERCIAL TENANT)

- HANDRAIL TO AS 1428.1
- LEGEND**
- A ACCESSIBLE APARTMENT
 - PS 1.8 NOM. HIGH PRIVACY SCREENING

- ADAPTABLE PARKING
- BICYCLE PARKING
- STORAGE AREA 2400mm x 600mm
- V VISITOR PARKING
- CAR PARK MIRRORS
- DRYING AREA
- CONDENSOR UNITS
- SITE BOUNDARY

DA AMENDMENTS	
A	UNIT TYPE NAMES MODIFIED
B	LAYOUT AND NUMBER OF STORAGE CAGES UPDATED
C	LAYOUT AND NUMBER OF CARPARKING SPACES CHANGED
D	GUNDAGOO DRIVE FOOTPATH REVISED
E	LANDSCAPING, FOOTPATHS, EXTERNAL RAMPS REVISED
F	PEDESTRIAN RAMP REVISED
G	EXTERNAL RAMP ADDED
H	BASEMENT LAYOUT ENLARGED AND REVISED
I	GROUND FLOOR LAYOUT REVISED
J	VEHICULAR RAMP AND DRIVEWAYS MODIFIED
K	LAND LEVELS UPDATED, OVERALL BUILDING HEIGHT REVISED
L	LAYOUT UPDATED TO SUIT SERVICES AND CONSTRUCTION REQUIREMENTS
M	CORE AREA MODIFIED AS PER REQUIREMENT
N	BALUSTRADES AND SCREENS REFINED
O	EXTERNAL CLADDING ON BALCONIES CHANGED
P	ELEVATION TREATMENT REVISED
R	SERVICE AREAS ADDED
S	SERVICE AREAS REVISED
T	ROOF PLANT ROOM SCREEN CHANGED AS PER MECH REQUIREMENT
U	BUILDING INFILLS ON THE TOWERS CHANGED
V	EXTERNAL COLUMNS CHANGED FROM SQUARE TO ROUND
W	SHARED PATH DESIGN CHANGED
Y	PODIUM POOL VENUE RAISED

DA AMENDMENT
NOT TO BE USED FOR CONSTRUCTION



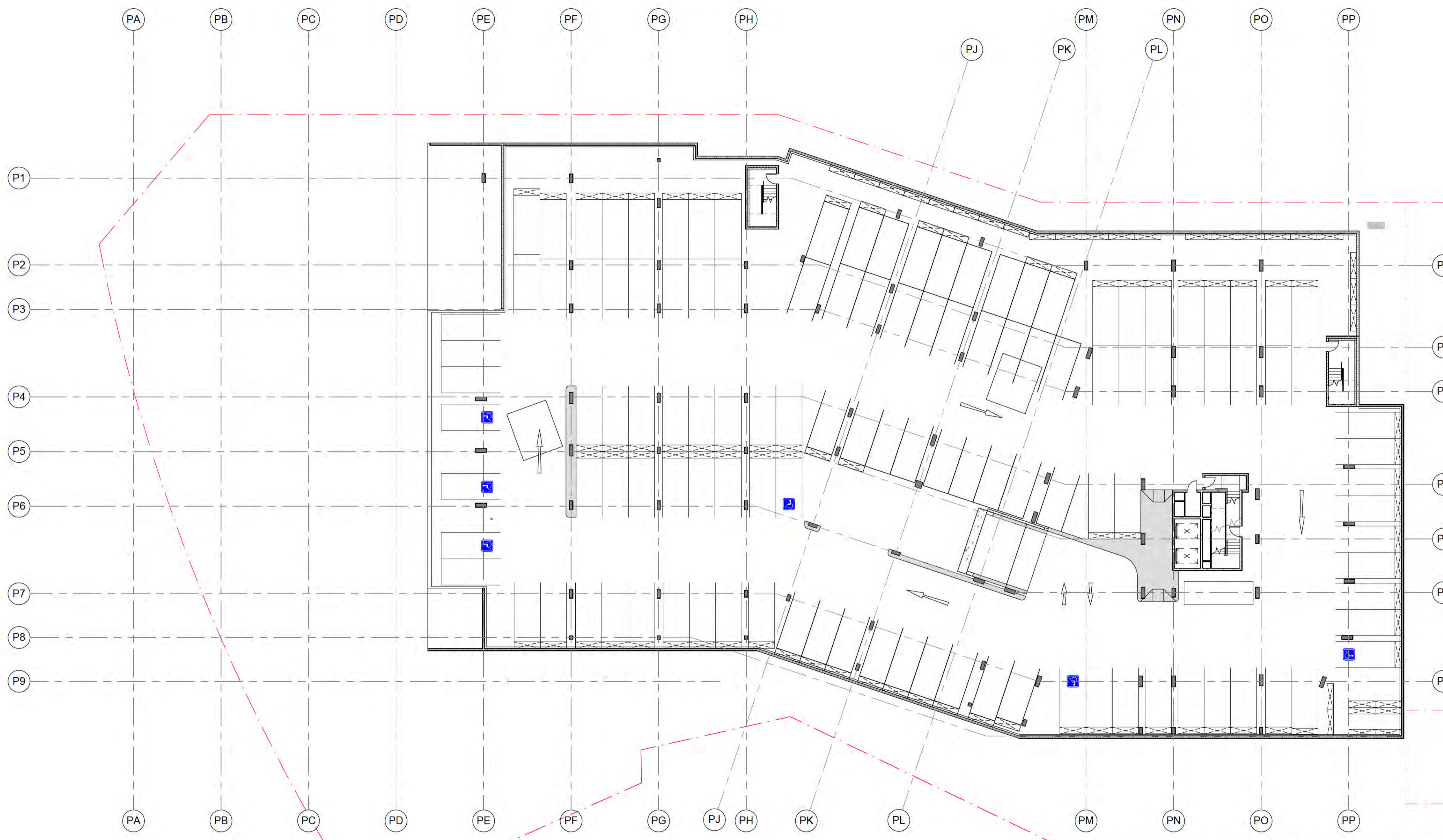
- NOTES**
- HEAD HEIGHT OVER ACCESSIBLE CAR PARKING SPACES TO BE IN ACCORDANCE WITH AS 2890.6
 - PASSENGER LIFTS TO AS 1735.12 & BCA E3.6
 - ACCESSIBLE PATH OF TRAVEL PROVIDED TO ALL SOLE OCCUPANCY UNITS SERVED BY A LIFT
 - TACTILE INDICATORS TO ROAD CROSSINGS AS PER AS 1428.4
 - ENTRANCE TO ALL BUILDINGS ALONG ACCESSIBLE PATH OF TRAVEL ARE ACCESSIBLE TO AS 128.1
 - ALL DOORS SINGLE LEAF 920mm OR ACTIVE LEAF OF DOUBLE DOORS MIN 920mm
 - ACCESS TO WASTE ROOM NOT PROVIDED TO TENANTS
 - ALL FLOOR SURFACES TO BE SLIP RESISTANT, BROOM FINISHED CONCRETE EXTERNAL (OR SIMILAR), SLIP RESISTANT FLOOR FINISH INTERNALLY (TO BE SELECTED BY COMMERCIAL TENANT)
 - HANDRAIL TO AS 1428.1
 - EXTERNAL LIGHTING DESIGNED IN ACCORDANCE WITH AS 1518.3 - LIGHTING OF ROADS & PUBLIC SPACES & TO THE ACT CRIME PREVENTION & URBAN DESIGN RESOURCES MANUAL
 - TO BE READ IN CONJUNCTION WITH LANDSCAPE DRAWINGS
 - ALL ADAPTABLE UNITS TO COMPLY WITH AS 4299-1995 & THE ACCESS MOBILITY CODE
 - REFER TO ACOUSTIC REPORT
 - REFER TO WIND REPORT
 - TENANCY LAYOUT, RETAIL CONFIGURATION & ACCESS OFF STREET TENANCES TO BE CONFIRMED WITH SUBSEQUENT INDIVIDUAL DEVELOPMENT APPLICATIONS
 - MINIMUM SIGHTLINES FOR PEDESTRIAN SAFETY WILL OCCUR IN ACCORDANCE WITH AS 2890.1

DA AMENDMENTS	
A	UNIT TYPE NAMES MODIFIED
B	LAYOUT AND NUMBER OF STORAGE CAGES UPDATED
C	LAYOUT AND NUMBER OF CARPARKING SPACES CHANGED
D	GUNDAGOO DRIVE FOOTPATH REVISED
E	LANDSCAPING, FOOTPATHS, EXTERNAL RAMPS REVISED
F	PEDESTRIAN RAMP REVISED
G	EXTERNAL RAMP ADDED
H	BASEMENT LAYOUT ENLARGED AND REVISED
I	GROUND FLOOR LAYOUT REVISED
J	VEHICULAR RAMP AND DRIVEWAYS MODIFIED
K	AND LEVELS UPDATED, OVERALL BUILDING HEIGHT REVISED
L	LAYOUT UPDATED TO SUIT SERVICES AND CONSTRUCTION REQUIREMENTS
M	CORE AREA MODIFIED AS PER REQUIREMENT
N	BALUSTRADES AND SCREENS REFINED
O	EXTERNAL CLADDING ON BALCONIES CHANGED
P	ELEVATION TREATMENT REVISED
R	SERVICE AREAS ADDED
S	SERVICE AREAS REVISED
T	ROOF PLANT ROOM SCREEN CHANGED AS PER MECH REQUIREMENT
U	BUILDING INFILLS ON THE TOWERS CHANGED
V	EXTERNAL COLUMNS CHANGED FROM SQUARE TO ROUND
W	SHARED PATH DESIGN CHANGED
Y	PODIUM POOL VENUE RAISED

- NOTES**
- PASSENGER LIFTS TO AS1735.12 & BCA E3.6
 - ALL ADAPTABLE UNITS TO COMPLY WITH AS 4299-1995 & THE ACCESS MOBILITY CODE
 - ALL UNITS TO COMPLY WITH RELEVANT SECTIONS OF THE BCA & AUST STANDARDS
 - ALL TOWER UNITS HAVE DIRECT ACCESS TO WASTE CHUTE THAT FEED TO WASTE ROOM BELOW
 - ACCESSIBLE PATH OF TRAVEL PROVIDED TO SOUL OCCUPANCY UNITS SERVED BY A LIFT
- TACTILE INDICATORS TO ROAD CROSSINGS AS PER AS 1428.4**
- ENTRANCE TO ALL BUILDINGS ALONG ACCESSIBLE PATH OF TRAVEL ARE ACCESSIBLE TO AS 128.1
- ALL DOORS SINGLE LEAF 920mm OR ACTIVE LEAF OF DOUBLE DOORS MIN 920mm
- ACCESS TO WASTE ROOM, ELECTRICAL ROOM OR GREASE TRAP ROOM NOT PROVIDED TO TENANTS
- ALL FLOOR SURFACES TO BE SLIP RESISTANT, BROOM FINISHED CONCRETE EXTERNAL (OR SIMILAR), SLIP RESISTANT FLOOR FINISH INTERNALLY (TO BE SELECTED BY COMMERCIAL TENANT)
- HANDRAIL TO AS 1428.1**
- LEGEND**
- A ACCESSIBLE APARTMENT
 - PS 1.8 NOM. HIGH PRIVACY SCREENING

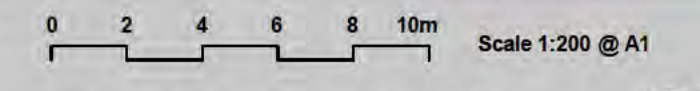
- ADAPTABLE PARKING
- BICYCLE PARKING
- STORAGE AREA 2400mm x 600mm
- V VISITOR PARKING
- CAR PARK MIRRORS
- DRYING AREA
- CONDENSOR UNITS
- SITE BOUNDARY

DA AMENDMENT
NOT TO BE USED FOR CONSTRUCTION



DA AMENDMENTS	
A	UNIT TYPE NAMES MODIFIED
B	LAYOUT AND NUMBER OF STORAGE CAGES UPDATED
C	LAYOUT AND NUMBER OF CARPARKING SPACES CHANGED
D	GUNDASOO DRIVE FOOTPATH REVISED
E	LANDSCAPING, FOOTPATHS, EXTERNAL RAMPS REVISED
F	PEDESTRIAN RAMP REVISED
G	EXTERNAL RAMP ADDED
H	BASEMENT LAYOUT ENLARGED AND REVISED
I	GROUND FLOOR LAYOUT REVISED
J	VEHICULAR RAMP AND DRIVEWAYS MODIFIED
K	AMD LEVELS UPDATED, OVERALL BUILDING HEIGHT REVISED
L	LAYOUT UPDATED TO SUIT SERVICES AND CONSTRUCTION REQUIREMENTS
M	CORE AREA MODIFIED AS PER REQUIREMENT
N	BALUSTRADES AND SCREENS REFINED
O	EXTERNAL CLADDING ON BALCONIES CHANGED
P	ELEVATION TREATMENT REVISED
R	SERVICE AREAS ADDED
S	SERVICE AREAS REVISED
T	ROOF PLANT ROOM SCREEN CHANGED AS PER MECH REQUIREMENT
U	BUILDING INFILLS ON THE TOWERS CHANGED
V	EXTERNAL COLUMNS CHANGED FROM SQUARE TO ROUND
W	SHARED PATH DESIGN CHANGED
Y	PODIUM POOL VENUE RAISED

DA AMENDMENT
NOT TO BE USED FOR CONSTRUCTION



revision 1 date 10/02/2017

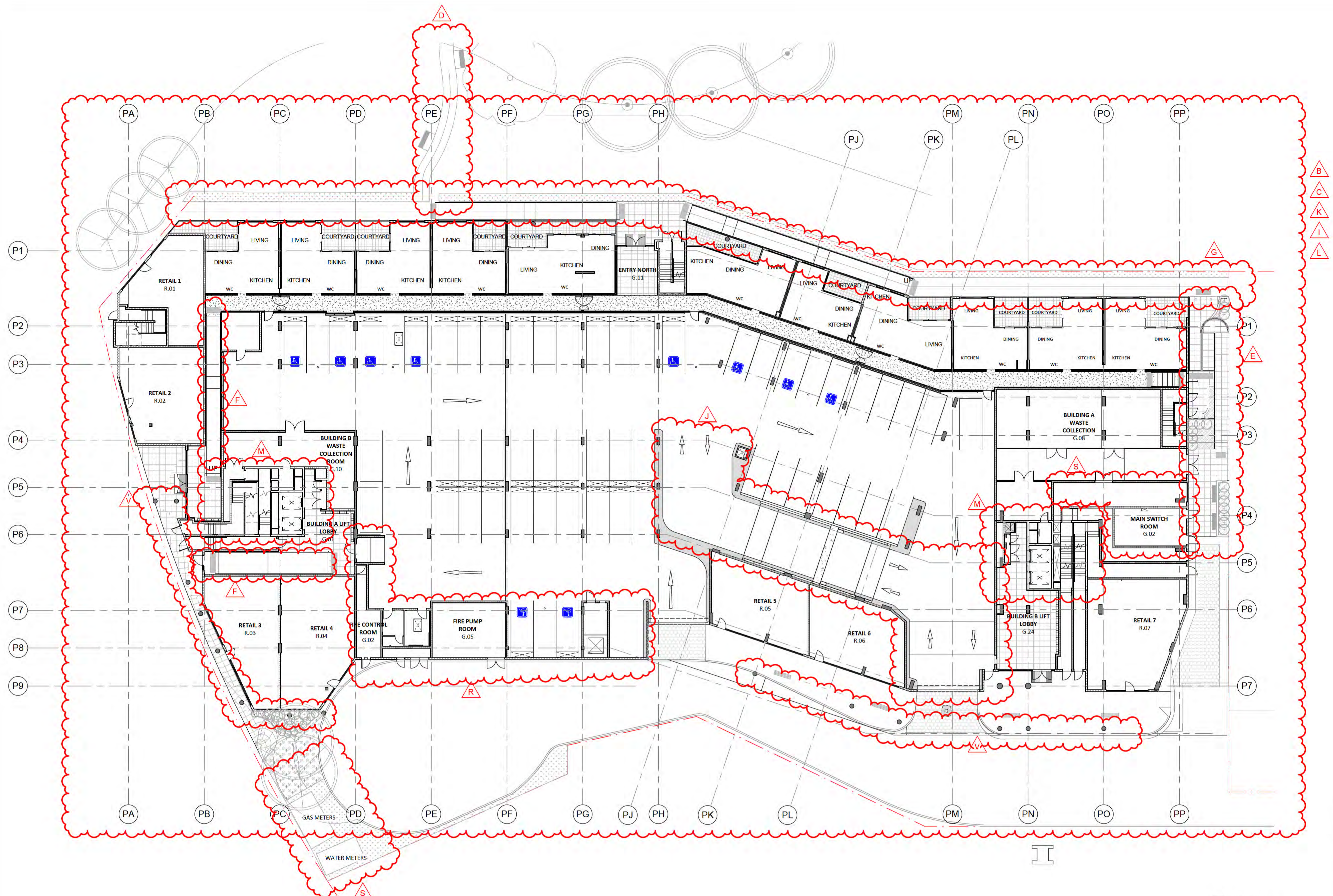
project 4188E



GEOCON
BUILDING CANBERRA

INFINITY TOWERS GUNGAHLIN
BLOCK 2 & 3 SECTION 209 GUNGAHLIN

DA-D149
BUILDING A & B COMBINED -
PUBLIC NOTIFICATION PLAN
BASEMENT



- NOTES**
- HEAD HEIGHT OVER ACCESSIBLE CAR PARKING SPACES TO BE IN ACCORDANCE WITH AS 2890.6
 - PASSENGER LIFTS TO AS 1735.12 & BCA E3.6
 - ACCESSIBLE PATH OF TRAVEL PROVIDED TO ALL SOLE OCCUPANCY UNITS SERVED BY A LIFT
 - TACTILE INDICATORS TO ROAD CROSSINGS AS PER AS 1428.4
 - ENTRANCE TO ALL BUILDINGS ALONG ACCESSIBLE PATH OF TRAVEL ARE ACCESSIBLE TO AS 128.1
 - ALL DOORS SINGLE LEAF 920mm OR ACTIVE LEAF OF DOUBLE DOORS MIN 920mm
 - ACCESS TO WASTE ROOM NOT PROVIDED TO TENANTS
 - ALL FLOOR SURFACES TO BE SLIP RESISTANT, BROOM FINISHED CONCRETE EXTERNAL (OR SIMILAR), SLIP RESISTANT FLOOR FINISH INTERNALLY (TO BE SELECTED BY COMMERCIAL TENANT)
 - HANDRAIL TO AS 1428.1
 - EXTERNAL LIGHTING DESIGNED IN ACCORDANCE WITH AS 1518.3 - LIGHTING OF ROADS & PUBLIC SPACES & TO THE ACT CRIME PREVENTION & URBAN DESIGN RESOURCES MANUAL
 - TO BE READ IN CONJUNCTION WITH LANDSCAPE DRAWINGS
 - ALL ADAPTABLE UNITS TO COMPLY WITH AS 4299-1995 & THE ACCESS MOBILITY CODE
 - REFER TO ACOUSTIC REPORT
 - REFER TO WIND REPORT
 - TENANCY LAYOUT, RETAIL CONFIGURATION & ACCESS OFF STREET TENANCES TO BE CONFIRMED WITH SUBSEQUENT INDIVIDUAL DEVELOPMENT APPLICATIONS
 - MINIMUM SIGHTLINES FOR PEDESTRIAN SAFETY WILL OCCUR IN ACCORDANCE WITH AS 2890.1

DA AMENDMENTS	
A	UNIT TYPE NAMES MODIFIED
B	LAYOUT AND NUMBER OF STORAGE CAGES UPDATED
C	LAYOUT AND NUMBER OF CARPARKING SPACES CHANGED
D	OUNDASOO DRIVE FOOTPATH REVISED
E	LANDSCAPING, FOOTPATHS, EXTERNAL RAMPS REVISED
F	PEDESTRIAN RAMP REVISED
G	EXTERNAL RAMP ADDED
H	BASEMENT LAYOUT ENLARGED AND REVISED
I	GROUND FLOOR LAYOUT REVISED
J	VEHICULAR RAMP AND DRIVEWAYS MODIFIED
K	AND LEVELS UPDATED, OVERALL BUILDING HEIGHT REVISED
L	LAYOUT UPDATED TO SUIT SERVICES AND CONSTRUCTION REQUIREMENTS
M	CORE AREA MODIFIED AS PER REQUIREMENT
N	BALUSTRADES AND SCREENS REFINED
O	EXTERNAL CLADDING ON BALCONIES CHANGED
P	ELEVATION TREATMENT REVISED
R	SERVICE AREAS ADDED
S	SERVICE AREAS REVISED
T	ROOF PLANT ROOM SCREEN CHANGED AS PER MECH REQUIREMENT
U	BUILDING INFILLS ON THE TOWERS CHANGED
V	EXTERNAL COLUMNS CHANGED FROM SQUARE TO ROUND
W	SHARED PATH DESIGN CHANGED
Y	PODIUM POOL VENUE RAISED

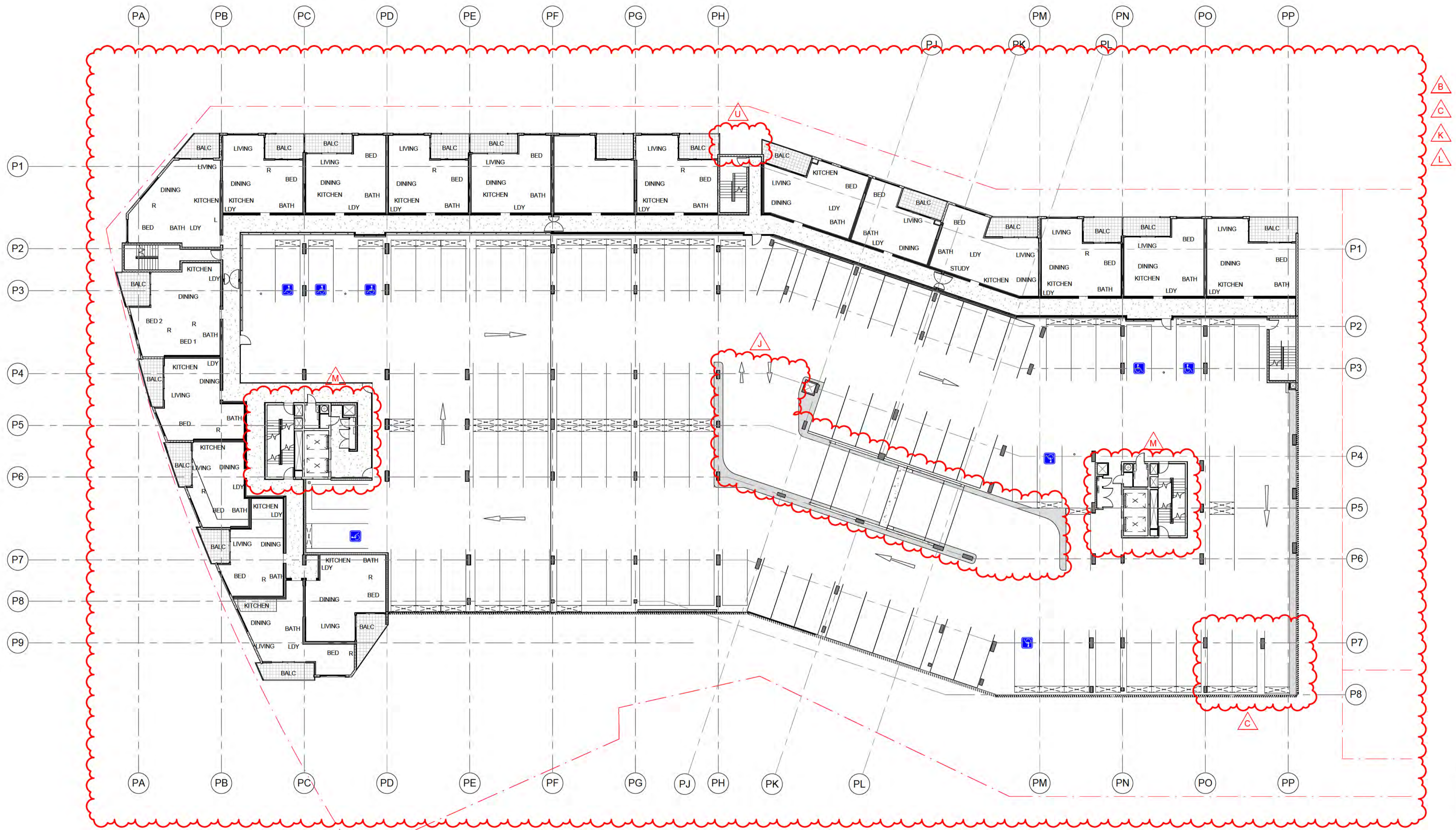
- NOTES**
- PASSENGER LIFTS TO AS 1735.12 & BCA E3.6
 - ALL ADAPTABLE UNITS TO COMPLY WITH AS 4299-1995 & THE ACCESS MOBILITY CODE
 - ALL UNITS TO COMPLY WITH RELEVANT SECTIONS OF THE BCA & AUST STANDARDS
 - ALL TOWER UNITS HAVE DIRECT ACCESS TO WASTE CHUTE THAT FEED TO WASTE ROOM BELOW
 - ACCESSIBLE PATH OF TRAVEL PROVIDED TO SOUL OCCUPANCY UNITS SERVED BY A LIFT

- TACTILE INDICATORS TO ROAD CROSSINGS AS PER AS 1428.4
- ENTRANCE TO ALL BUILDINGS ALONG ACCESSIBLE PATH OF TRAVEL ARE ACCESSIBLE TO AS 128.1
- ALL DOORS SINGLE LEAF 920mm OR ACTIVE LEAF OF DOUBLE DOORS MIN 920mm
- ACCESS TO WASTE ROOM, ELECTRICAL ROOM OR GREASE TRAP ROOM NOT PROVIDED TO TENANTS
- ALL FLOOR SURFACES TO BE SLIP RESISTANT, BROOM FINISHED CONCRETE EXTERNAL (OR SIMILAR), SLIP RESISTANT FLOOR FINISH INTERNALLY (TO BE SELECTED BY COMMERCIAL TENANT)

- HANDRAIL TO AS 1428.1
- LEGEND**
- A ACCESSIBLE APARTMENT
 - PS 1.8 NOM. HIGH PRIVACY SCREENING

- ADAPTABLE PARKING
- STORAGE AREA 2400mm x 6000mm
- V VISITOR PARKING
- CAR PARK MIRRORS
- DRYING AREA
- CONDENSOR UNITS
- SITE BOUNDARY

DA AMENDMENT
NOT TO BE USED FOR CONSTRUCTION



- NOTES**
- HEAD HEIGHT OVER ACCESSIBLE CAR PARKING SPACES TO BE IN ACCORDANCE WITH AS 2890.6
 - PASSENGER LIFTS TO AS 1735.12 & BCA E3.6
 - ACCESSIBLE PATH OF TRAVEL PROVIDED TO ALL SOLE OCCUPANCY UNITS SERVED BY A LIFT
 - TACTILE INDICATORS TO ROAD CROSSINGS AS PER AS 1428.4
 - ENTRANCE TO ALL BUILDINGS ALONG ACCESSIBLE PATH OF TRAVEL ARE ACCESSIBLE TO AS 128.1
 - ALL DOORS SINGLE LEAF 920mm OR ACTIVE LEAF OF DOUBLE DOORS MIN 920mm
 - ACCESS TO WASTE ROOM NOT PROVIDED TO TENANTS
 - ALL FLOOR SURFACES TO BE SLIP RESISTANT, BROOM FINISHED CONCRETE EXTERNAL (OR SIMILAR), SLIP RESISTANT FLOOR FINISH INTERNALLY (TO BE SELECTED BY COMMERCIAL TENANT)
 - HANDRAIL TO AS 1428.1
 - EXTERNAL LIGHTING DESIGNED IN ACCORDANCE WITH AS 1518.3 - LIGHTING OF ROADS & PUBLIC SPACES & TO THE ACT CRIME PREVENTION & URBAN DESIGN RESOURCES MANUAL
 - TO BE READ IN CONJUNCTION WITH LANDSCAPE DRAWINGS
 - ALL ADAPTABLE UNITS TO COMPLY WITH AS 4299-1995 & THE ACCESS MOBILITY CODE
 - REFER TO ACOUSTIC REPORT
 - REFER TO WIND REPORT
 - TENANCY LAYOUT, RETAIL CONFIGURATION & ACCESS OFF STREET TENANCIES TO BE CONFIRMED WITH SUBSEQUENT INDIVIDUAL DEVELOPMENT APPLICATIONS
 - MINIMUM SIGHTLINES FOR PEDESTRIAN SAFETY WILL OCCUR IN ACCORDANCE WITH AS 2890.1

DA AMENDMENTS	
A	UNIT TYPE NAMES MODIFIED
B	LAYOUT AND NUMBER OF STORAGE CAGES UPDATED
C	LAYOUT AND NUMBER OF CARPARKING SPACES CHANGED
D	OUNDASOO DRIVE FOOTPATH REVISED
E	LANDSCAPING, FOOTPATHS, EXTERNAL RAMPS REVISED
F	PEDESTRIAN RAMP REVISED
G	EXTERNAL RAMP ADDED
H	BASEMENT LAYOUT ENLARGED AND REVISED
I	GROUND FLOOR LAYOUT REVISED
J	VEHICULAR RAMP AND DRIVEWAYS MODIFIED
K	AND LEVELS UPDATED, OVERALL BUILDING HEIGHT REVISED
L	LAYOUT UPDATED TO SUIT SERVICES AND CONSTRUCTION REQUIREMENTS
M	CORE AREA MODIFIED AS PER REQUIREMENT
N	BALUSTRADES AND SCREENS REFINED
O	EXTERNAL CLADDING ON BALCONIES CHANGED
P	ELEVATION TREATMENT REVISED
R	SERVICE AREAS ADDED
S	SERVICE AREAS REVISED
T	ROOF PLANT ROOM SCREEN CHANGED AS PER MECH REQUIREMENT
U	BUILDING INFILLS ON THE TOWERS CHANGED
V	EXTERNAL COLUMNS CHANGED FROM SQUARE TO ROUND
W	SHARED PATH DESIGN CHANGED
Y	PODIUM POOL VENUE RAISED

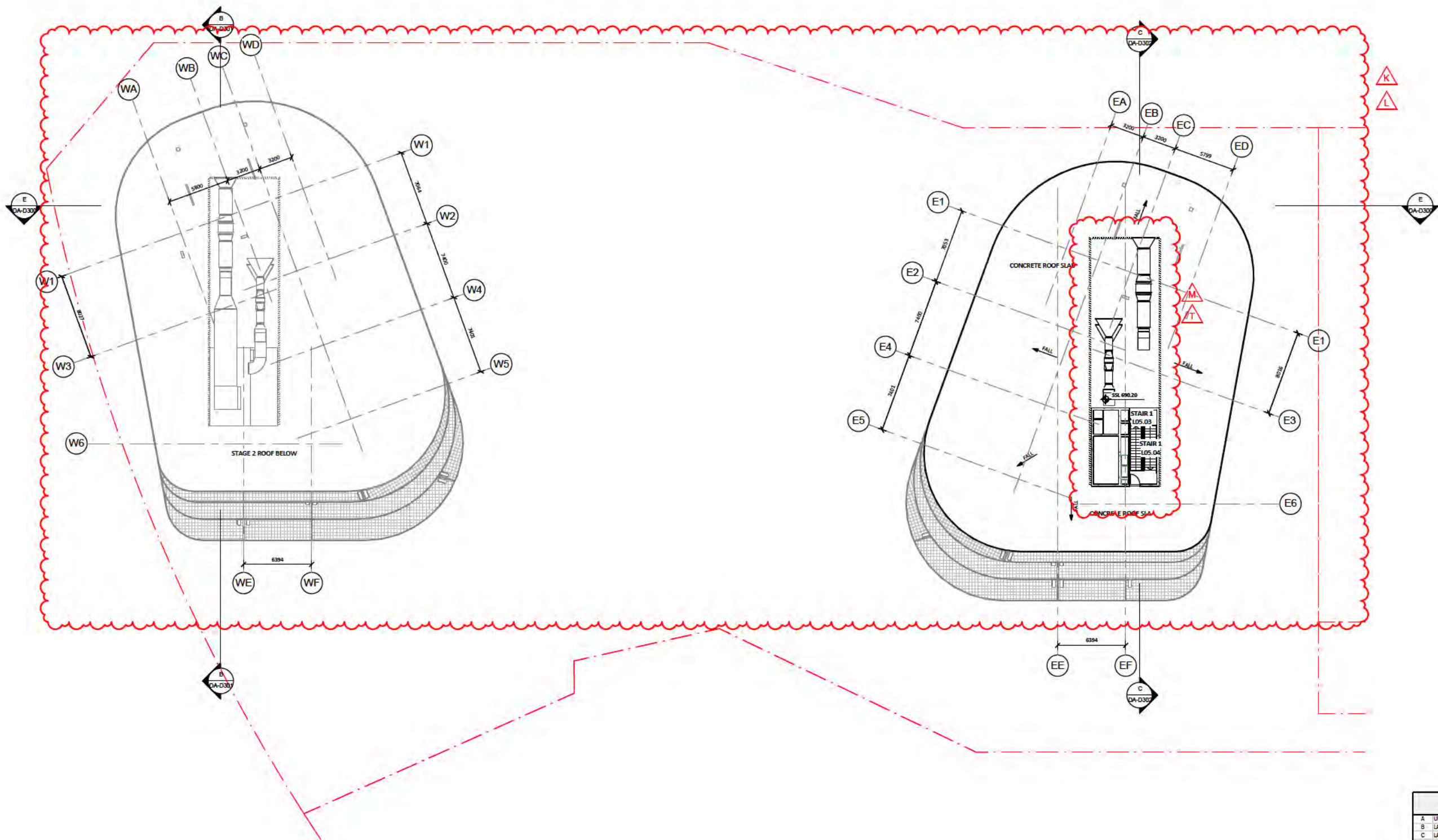
- NOTES**
- PASSENGER LIFTS TO AS1735.12 & BCA E3.6
 - ALL ADAPTABLE UNITS TO COMPLY WITH AS 4299-1995 & THE ACCESS MOBILITY CODE
 - ALL UNITS TO COMPLY WITH RELEVANT SECTIONS OF THE BCA & AUST STANDARDS
 - ALL TOWER UNITS HAVE DIRECT ACCESS TO WASTE CHUTE THAT FEED TO WASTE ROOM BELOW
 - ACCESSIBLE PATH OF TRAVEL PROVIDED TO SOUL OCCUPANCY UNITS SERVED BY A LIFT

- TACTILE INDICATORS TO ROAD CROSSINGS AS PER AS 1428.4
- ENTRANCE TO ALL BUILDINGS ALONG ACCESSIBLE PATH OF TRAVEL ARE ACCESSIBLE TO AS 128.1
- ALL DOORS SINGLE LEAF 920mm OR ACTIVE LEAF OF DOUBLE DOORS MIN 920mm
- ACCESS TO WASTE ROOM, ELECTRICAL ROOM OR GREASE TRAP ROOM NOT PROVIDED TO TENANTS
- ALL FLOOR SURFACES TO BE SLIP RESISTANT, BROOM FINISHED CONCRETE EXTERNAL (OR SIMILAR), SLIP RESISTANT FLOOR FINISH INTERNALLY (TO BE SELECTED BY COMMERCIAL TENANT)

- HANDRAIL TO AS 1428.1
- LEGEND**
- A ACCESSIBLE APARTMENT
 - PS 1.8 NOM. HIGH PRIVACY SCREENING

- ADAPTABLE PARKING
- BICYCLE PARKING
- STORAGE AREA 2400mm x 600mm
- V VISITOR PARKING
- CAR PARK MIRRORS
- DRYING AREA
- CONDENSOR UNITS
- SITE BOUNDARY

DA AMENDMENT
NOT TO BE USED FOR CONSTRUCTION



DA AMENDMENTS	
A	UNIT TYPE NAMES MODIFIED
B	LAYOUT AND NUMBER OF STORAGE CAGES UPDATED
C	LAYOUT AND NUMBER OF CARPARKING SPACES CHANGED
D	LANDSCAPING DRIVE FOOTPATH REVISED
E	LANDSCAPING FOOTPATHS, EXTERNAL RAMPS REVISED
F	PEDESTRIAN RAMP REVISED
G	EXTERNAL RAMP ADDED
H	BASMENT LAYOUT ENLARGED AND REVISED
I	GROUND FLOOR LAYOUT REVISED
J	VEHICULAR RAMP AND DRIVEWAYS MODIFIED
K	AND LEVELS UPDATED, OVERALL BUILDING HEIGHT REVISED
L	LAYOUT UPDATED TO SUIT SERVICES AND CONSTRUCTION REQUIREMENTS
M	CORE AREA MODIFIED AS PER REQUIREMENT
N	SALLISTRADIES AND SCREENS REFINED
O	EXTERNAL CLADDING ON BALCONIES CHANGED
P	ELEVATION TREATMENT REVISED
R	SERVICE AREAS ADDED
S	SERVICE AREAS REVISED
T	ROOF PLANT ROOM SCREEN CHANGED AS PER MECH REQUIREMENT
U	BUILDING INFILLS ON THE TOWERS CHANGED
V	EXTERNAL COLUMNS CHANGED FROM SQUARE TO ROUND
W	SHARED PATH DESIGN CHANGED
Y	POOLUM POOL VENUE RAISED

DA AMENDMENT

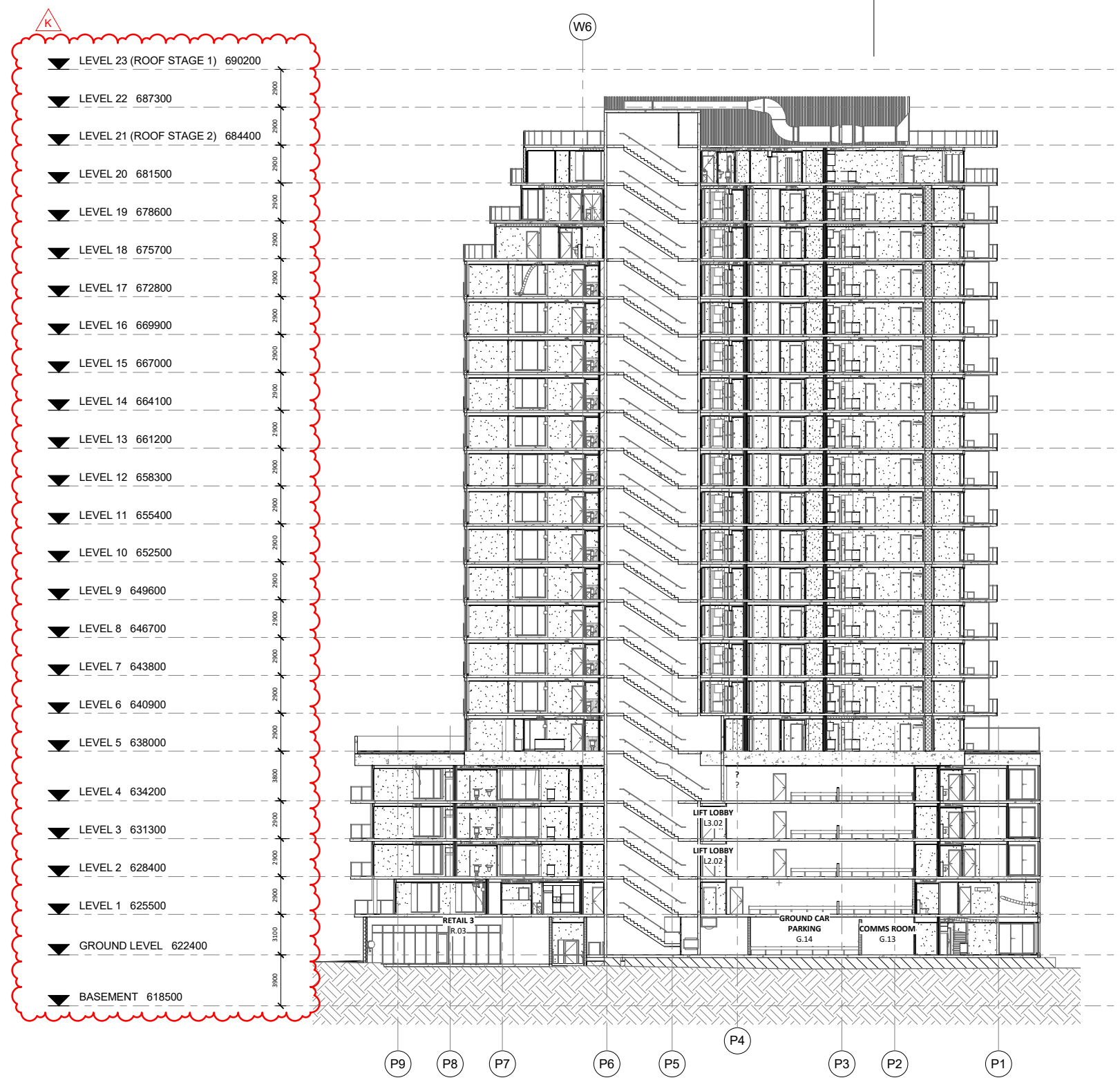


▼ LEVEL 23 (ROOF STAGE 1)	690200
▼ LEVEL 22	687300
▼ LEVEL 21 (ROOF STAGE 2)	684400
▼ LEVEL 20	681500
▼ LEVEL 19	678600
▼ LEVEL 18	675700
▼ LEVEL 17	672800
▼ LEVEL 16	669900
▼ LEVEL 15	667000
▼ LEVEL 14	664100
▼ LEVEL 13	661200
▼ LEVEL 12	658300
▼ LEVEL 11	655400
▼ LEVEL 10	652500
▼ LEVEL 9	649600
▼ LEVEL 8	646700
▼ LEVEL 7	643800
▼ LEVEL 6	640900
▼ LEVEL 5	638000
▼ LEVEL 4	634200
▼ LEVEL 3	631300
▼ LEVEL 2	628400
▼ LEVEL 1	625500
▼ GROUND LEVEL	622400
▼ BASEMENT	618500

E DA - SECTION AA
1:200

DA AMENDMENTS	
A	UNIT TYPE NAMES MODIFIED
B	EXTERNAL RAMP ADDED
R	LAYOUT AND NUMBER OF STORAGE CAGES UPDATED
C	LAYOUT AND NUMBER OF CARPARKING SPACES CHANGED
D	LANDSCAPE DRIVE FOOTPATH REVISED
E	CARPARKING FOOTPATHS, EXTERNAL RAMPS REVISED
F	PEDESTRIAN RAMP REVISED
G	PEDESTRIAN RAMP ADDED
H	BASEMENT LAYOUT ENLARGED AND REVISED
I	BASEMENT FLOOR LAYOUT REVISED
J	BASEMENT RAMP AND DRIVEWAYS MODIFIED
K	BASEMENT RAMP AND DRIVEWAYS MODIFIED
L	AND LEVELS UPDATED, OVERALL BUILDING HEIGHT REVISED
M	LAYOUT UPDATED TO SUIT SERVICES AND CONSTRUCTION REQUIREMENTS
N	CORE AREA MODIFIED AS PER REQUIREMENT
O	BALUSTRADES AND SCREENS REFINED
P	EXTERNAL CLADDING ON BALCONIES CHANGED
Q	ELEVATION TREATMENT REVISED
R	SERVICE AREAS ADDED
S	SERVICE AREAS REVISED
T	ROOF PLANT ROOM SCREEN CHANGED AS PER MECH REQUIREMENT
U	BUILDING INFILLS ON THE TOWERS CHANGED
V	EXTERNAL COLUMNS CHANGED FROM SQUARE TO ROUND
W	SHARED PATH DESIGN CHANGED
Y	PODIUM POOL VENUE RAISED

DA AMENDMENT



B DA - SECTION BB
1: 200

DA AMENDMENTS	
A	UNIT TYPE NAMES MODIFIED
B	LAYOUT AND NUMBER OF STORAGE CAGES UPDATED
C	LAYOUT AND NUMBER OF CARPARKING SPACES CHANGED
D	LANDSCAPING DRIVE FOOTPATH REVISED
E	LANDSCAPING, FOOTPATHS, EXTERNAL RAMPS REVISED
F	PEDESTRIAN RAMP REVISED
G	EXTERNAL RAMP ADDED
H	BASEMENT LAYOUT ENLARGED AND REVISED
I	GROUND FLOOR LAYOUT REVISED
J	VEHICULAR RAMP AND DRIVEWAYS MODIFIED
K	AND LEVELS UPDATED, OVERALL BUILDING HEIGHT REVISED
L	LAYOUT UPDATED TO SUIT SERVICES AND CONSTRUCTION REQUIREMENTS
M	CORE AREA MODIFIED AS PER REQUIREMENT
N	BALUSTRADES AND SCREENS REFINED
O	EXTERNAL CLADDING ON BALCONIES CHANGED
P	ELEVATION TREATMENT REVISED
R	SERVICE AREAS ADDED
S	SERVICE AREAS REVISED
T	ROOF PLANT ROOM SCREEN CHANGED AS PER MECH REQUIREMENT
U	BUILDING INFILLS ON THE TOWERS CHANGED
V	EXTERNAL COLUMNS CHANGED FROM SQUARE TO ROUND
W	SHARED PATH DESIGN CHANGED
Y	PODIUM POOL VENUE RAISED

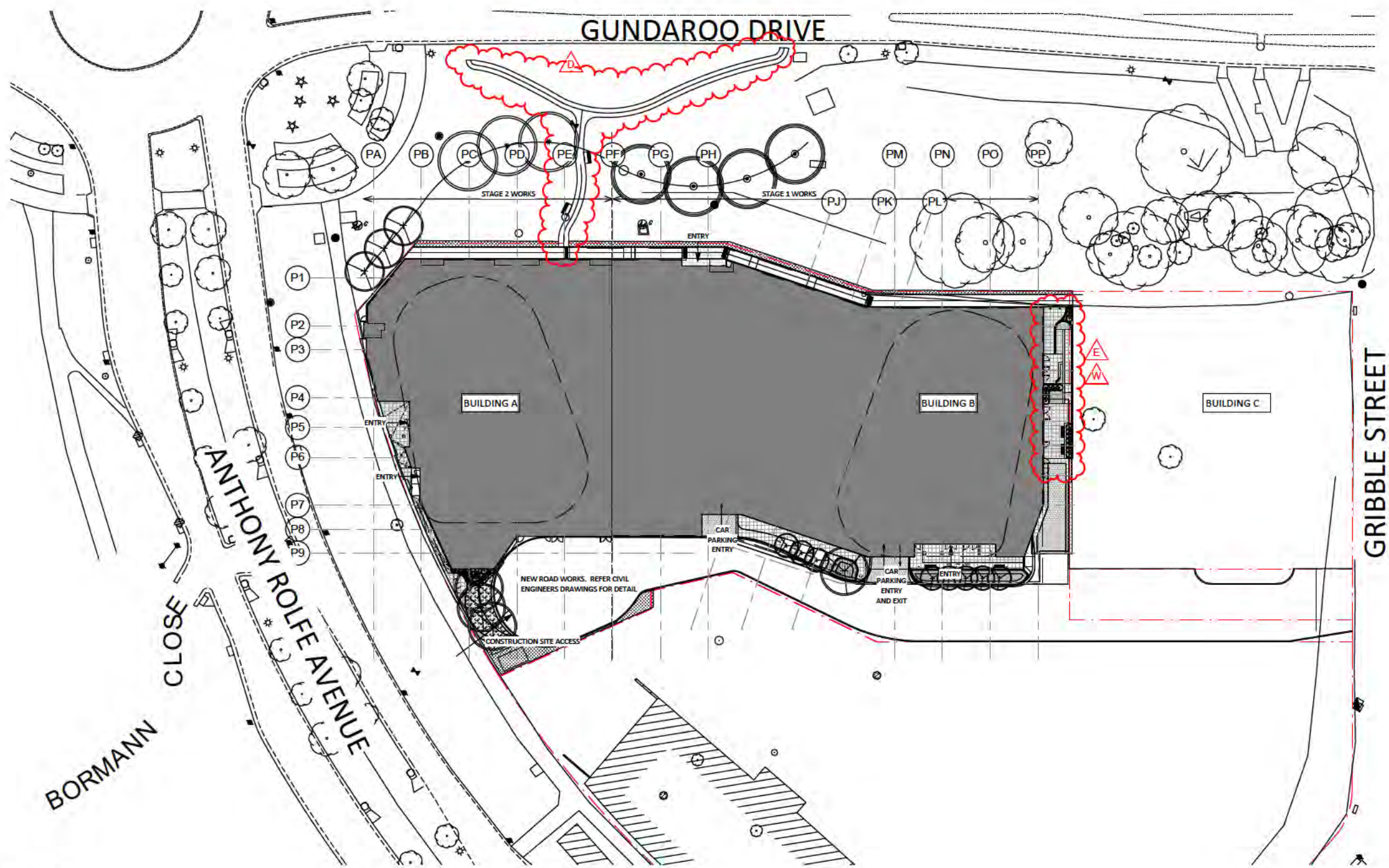
DA AMENDMENT



(C) DA - SECTION CC
1 : 200

DA AMENDMENTS	
A	UNIT TYPE NAMES MODIFIED
B	LAYOUT AND NUMBER OF STORAGE CAGES UPDATED
C	LAYOUT AND NUMBER OF CARPARKING SPACES CHANGED
D	LANDSCAPE DRIVE FOOTPATH REVISED
E	LANDSCAPING, FOOTPATHS, EXTERNAL RAMPS REVISED
F	PEDESTRIAN RAMP REVISED
G	EXTERNAL RAMP ADDED
H	BASEMENT LAYOUT ENLARGED AND REVISED
I	GROUND FLOOR LAYOUT REVISED
J	VEHICULAR RAMP AND DRIVEWAYS MODIFIED
K	AND LEVELS UPDATED, OVERALL BUILDING HEIGHT REVISED
L	LAYOUT UPDATED TO SUIT SERVICES AND CONSTRUCTION REQUIREMENTS
M	CORE AREA MODIFIED AS PER REQUIREMENT
N	BALUSTRADES AND SCREENS REFINED
O	EXTERNAL CLADDING ON BALCONIES CHANGED
P	ELEVATION TREATMENT REVISED
R	SERVICE AREAS ADDED
S	SERVICE AREAS REVISED
T	ROOF PLANT ROOM SCREEN CHANGED AS PER MECH REQUIREMENT
U	BUILDING INFILLS ON THE TOWERS CHANGED
V	EXTERNAL COLUMNS CHANGED FROM SQUARE TO ROUND
W	SHARED PATH DESIGN CHANGED
Y	PODIUM POOL VENUE RAISED

DA AMENDMENT

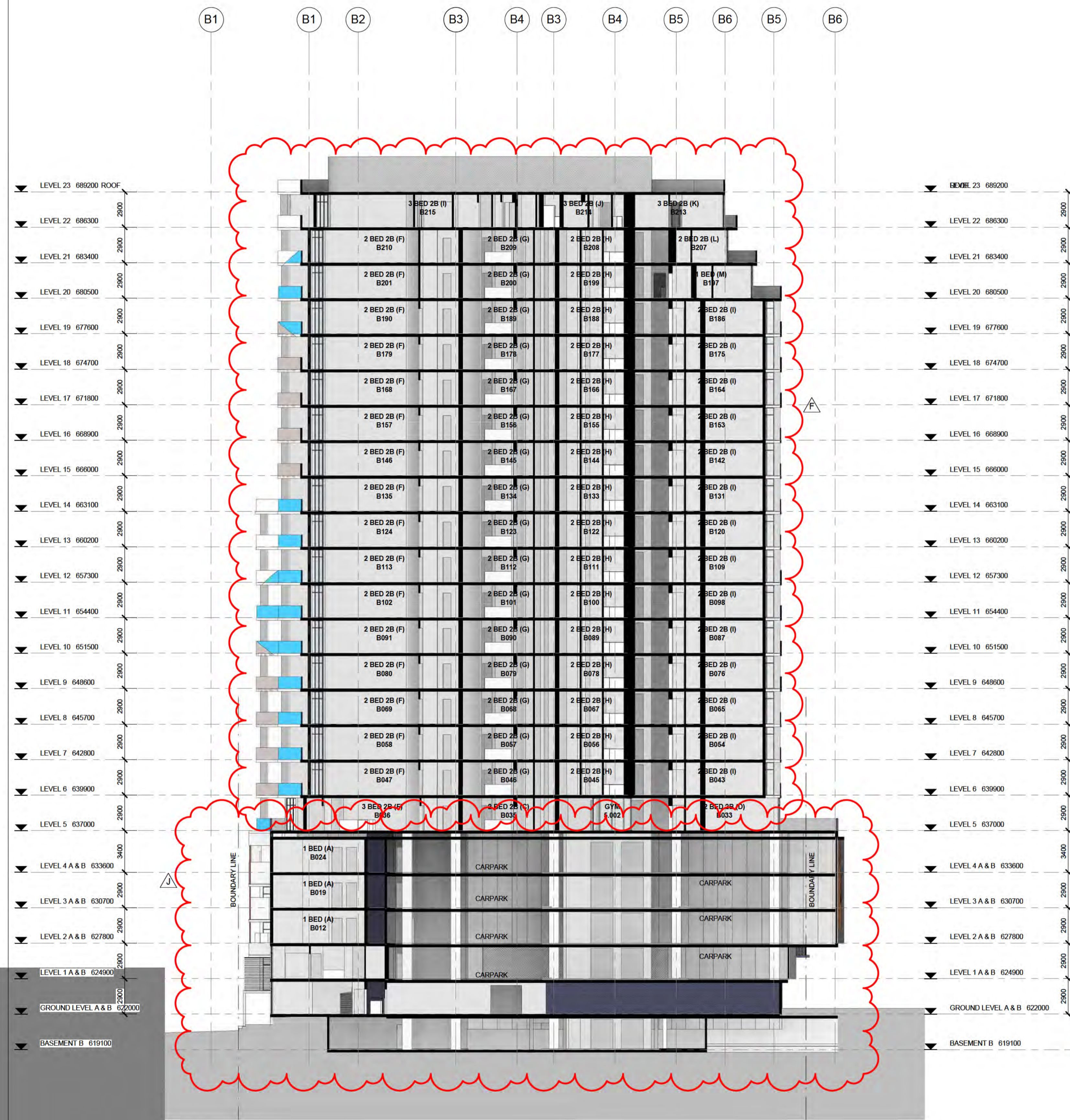


1 DA - SITE
1:400

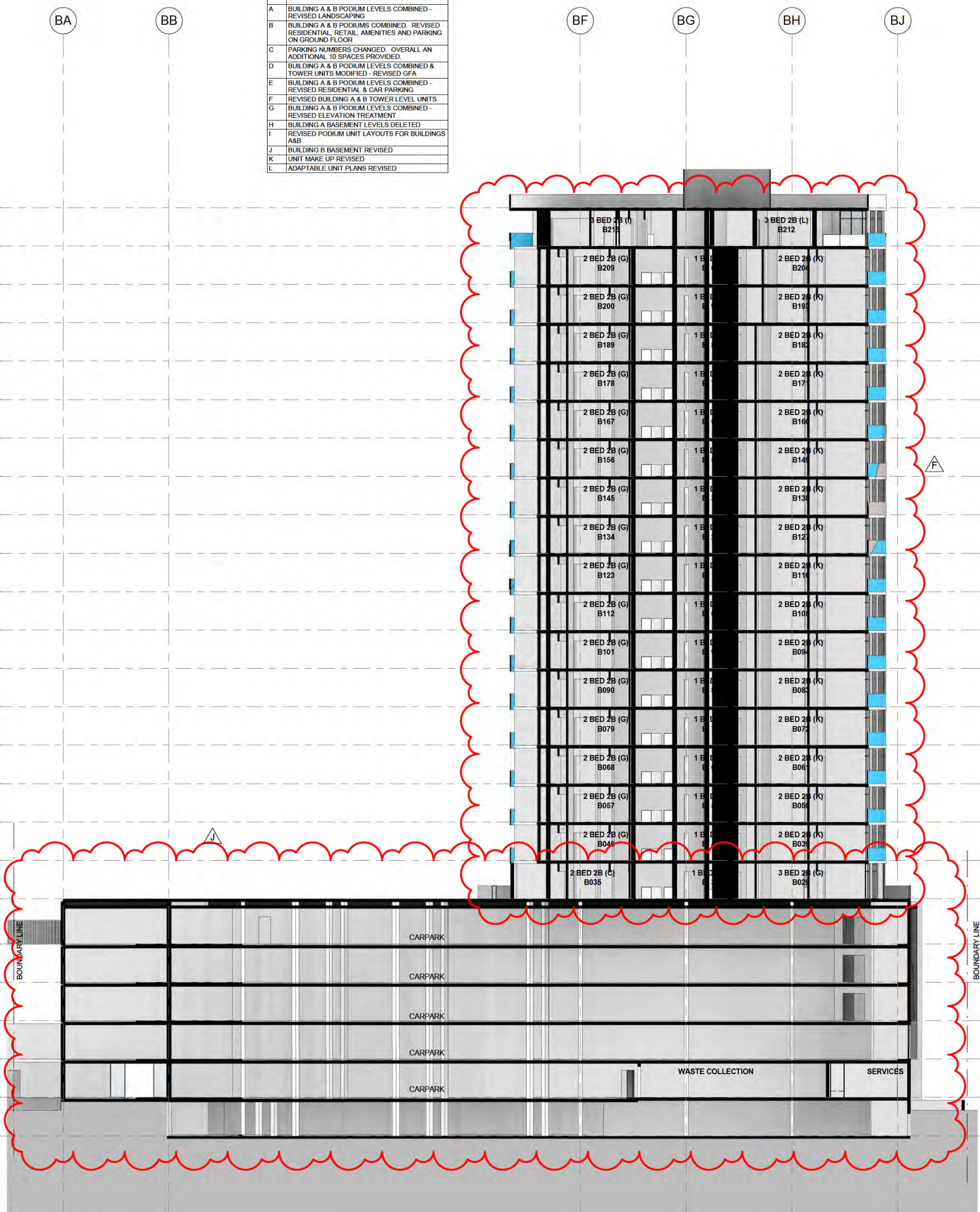
DA AMENDMENTS	
A	UNIT TYPE NAMES MODIFIED
B	LAYOUT AND NUMBER OF STORAGE CAGES UPDATED
C	LAYOUT AND NUMBER OF CARPARKING SPACES CHANGED
D	GUNDAROO DRIVE FOOTPATH REVISED
E	LANDSCAPING, FOOTPATHS, EXTERNAL RAMPS REVISED
F	PEDESTRIAN RAMP REVISED
G	EXTERNAL RAMP ADDED
H	BASEMENT LAYOUT ENLARGED AND REVISED
I	GROUND FLOOR LAYOUT REVISED
J	VEHICULAR RAMP AND DRIVEWAYS MODIFIED
K	AMD LEVELS UPDATED, OVERALL BUILDING HEIGHT REVISED
L	LAYOUT UPDATED TO SUIT SERVICES AND CONSTRUCTION REQUIREMENTS
M	CORE AREA MODIFIED AS PER REQUIREMENT
N	BALUSTRADES AND SCREENS REFINED
O	EXTERNAL CLADDING ON BALCONIES CHANGED
P	ELEVATION TREATMENT REVISED
R	SERVICE AREAS ADDED
S	SERVICE AREAS REVISED
T	ROOF PLANT ROOM SCREEN CHANGED AS PER MECH REQUIREMENT
U	BUILDING INFILLS ON THE TOWERS CHANGED
V	EXTERNAL COLUMNS CHANGED FROM SQUARE TO ROUND
W	SHARED PATH DESIGN CHANGED
Y	POOLUM POOL VENUE RAISED

DA AMENDMENT


DA AMEDMENTS	
A	BUILDING A & B PODIUM LEVELS COMBINED - REVISED LANDSCAPING
B	BUILDING A & B PODIUMS COMBINED - REVISED RESIDENTIAL, RETAIL, AMENITIES AND PARKING ON GROUND FLOOR
C	PARKING NUMBERS CHANGED - OVERALL AN ADDITIONAL 10 SPACES PROVIDED
D	BUILDING A & B PODIUM LEVELS COMBINED & TOWER UNITS MODIFIED - REVISED GFA
E	BUILDING A & B PODIUM LEVELS COMBINED - REVISED RESIDENTIAL & CAR PARKING
F	REVISED BUILDING A & B TOWER LEVEL UNITS
G	BUILDING A & B PODIUM LEVELS COMBINED - REVISED ELEVATION TREATMENT
H	BUILDING A BASEMENT LEVELS DELETED
I	REVISED PODIUM UNIT LAYOUTS FOR BUILDINGS A&B
J	BUILDING B BASEMENT REVISED
K	UNIT MAKE UP REVISED
L	ADAPTABLE UNIT PLANS REVISED



1 BLOCK 3 SECTION 1
1: 200



2 BLOCK 3 SECTION 2
1: 200



1 BUILDING A & B - SECTION
1: 200

DA AMENDMENTS	
A	BUILDING A & B PODIUM LEVELS COMBINED - REVISED LANDSCAPING
B	BUILDING A & B PODIUMS COMBINED - REVISED RESIDENTIAL, RETAIL, AMENITIES AND PARKING ON GROUND FLOOR
C	PARKING NUMBERS CHANGED - OVERALL AN ADDITIONAL 10 SPACES PROVIDED.
D	BUILDING A & B PODIUM LEVELS COMBINED & TOWER UNITS MODIFIED - REVISED GFA
E	BUILDING A & B PODIUM LEVELS COMBINED - REVISED RESIDENTIAL & CAR PARKING
F	REVISED BUILDING A & B TOWER LEVEL UNITS
G	BUILDING A & B PODIUM LEVELS COMBINED - REVISED ELEVATION TREATMENT
H	BUILDING A BASEMENT LEVELS DELETED
I	REVISED PODIUM UNIT LAYOUTS FOR BUILDINGS A&B
J	BUILDING B BASEMENT REVISED
K	UNIT MAKE UP REVISED
L	ADAPTABLE UNIT PLANS REVISED