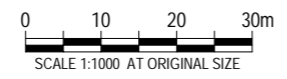


PEDESTIAN AND CYCLIST PATHS ARE DESIGNED IN ACCORDANCE WITH AUSTRoads GUIDE TO ROAD DESIGN PART 6A PEDESTRIAN AND CYCLIST PATH AND COMPLIES WITH RULE 27 OF THE CRIME PREVENTION CODE.

- NOTE:**
1. SURVEY CONTROL IN ACCORDANCE WITH ACT/MAPI SURVEY INFRASTRUCTURE.
 2. CLASS 1 FILL MATERIAL FROM KERB TO TOE EXTENT OF FILL BATTERS.

PRELIMINARY

No	Revision	Note: * indicates signatures on original issue of drawing or last revision of drawing	Drawn	Job Manager	Project Director	Date
C	UPDATED DRAWING (DA)		GD	ML*	CK*	15.09.11
B	REVISED DRAWING (DA)		MPQ	ML*	CK*	26.08.11
A	FSP ISSUE		TM	ML*	GV*	04.05.11



GHD CLIENTS | PEOPLE | PERFORMANCE

Level 7, 16 Marcus Clarke Street
 Canberra ACT 2601 Australia
 GPO Box 1877 Canberra ACT 2601
 T 61 2 6113 3200 F 61 2 6113 3299
 E cbrmail@ghd.com W www.ghd.com

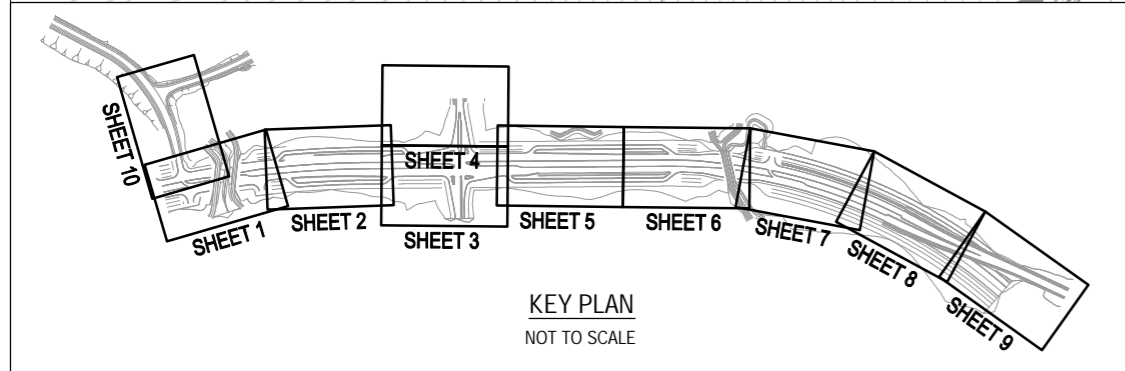
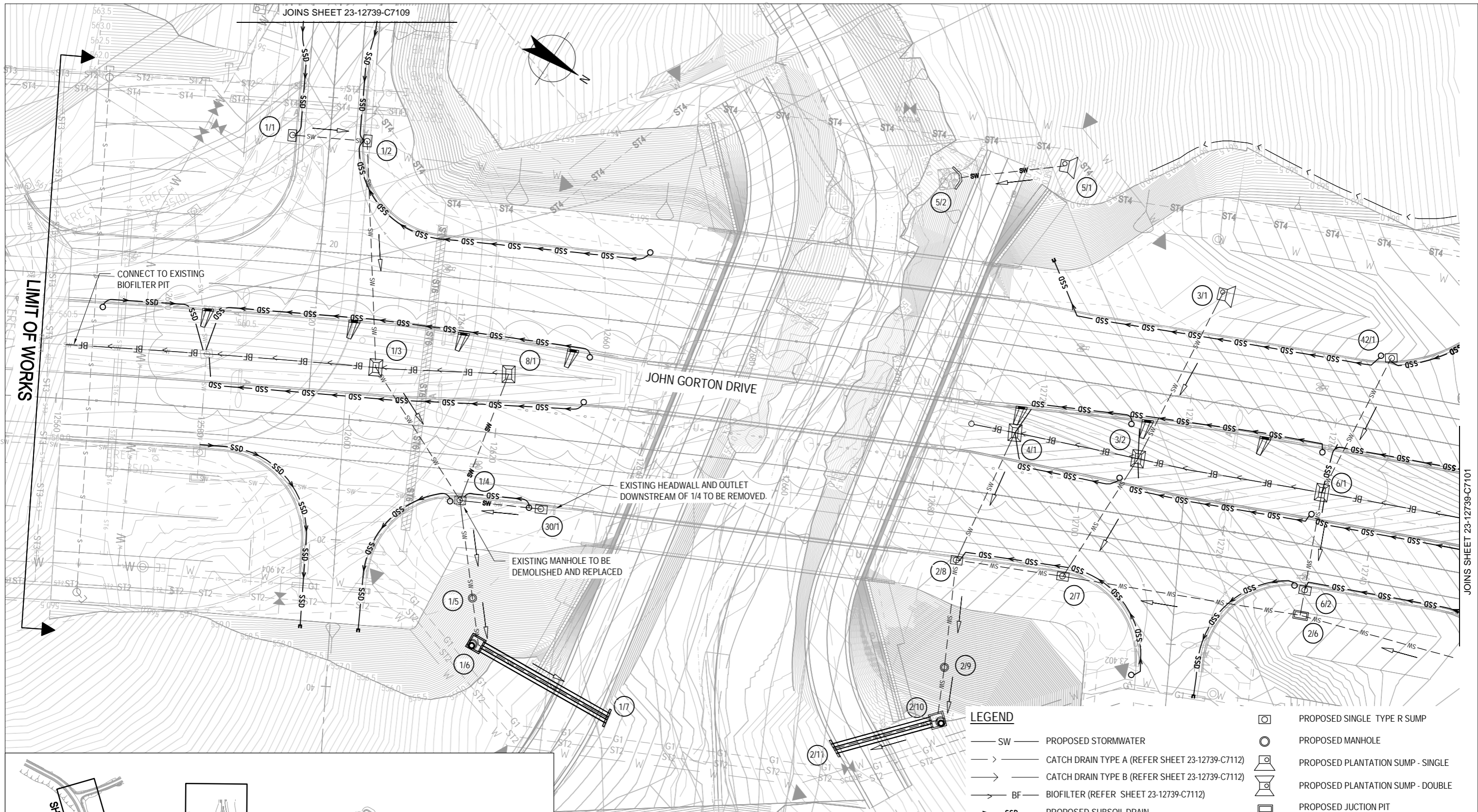
DO NOT SCALE

Conditions of Use.
 This document may only be used by GHD's client (and any other person who GHD has agreed can use this document) for the purpose for which it was prepared and must not be used by any other person or for any other purpose.

Drawn	T.MUSE	Designer	G.DOUGHERTY
Drafting Check		Design Check	
Approved (Project Director)		Date	
Scale	1:1000	This Drawing must not be used for Construction unless signed as Approved	

Client **PROCUREMENT SOLUTIONS**
 Project **MOLONGLO INFRASTRUCTURE - STAGE 1D**
 Title **GENERAL ARRANGEMENT - SHEET 4 OF 4**

Original Size **A3** Drawing No: **23-12739-C7073** Rev: **C**



NOTES

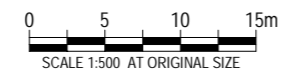
1. ALL PIPES SHALL BE CLASS 4 UNLESS NOTED OTHERWISE.
2. ALL SUBSOIL DRAINAGE PIPES TO BE CLASS 1000 UNLESS NOTED OTHERWISE.
3. SUBSOIL DRAINS TO BE BACKFILLED WITH 7mm AGGREGATE.
4. REFER ACT STANDARD DRAWINGS DS6-1 & DS6-2 FOR TYPICAL SUBSOIL DRAINAGE DETAILS.
5. REFER DRAWING 23-12739-C7113 FOR PIT SETOUT AND STRUCTURE DETAILS.

LEGEND

- SW — PROPOSED STORMWATER
- > — CATCH DRAIN TYPE A (REFER SHEET 23-12739-C7112)
- > — CATCH DRAIN TYPE B (REFER SHEET 23-12739-C7112)
- BF — BIOFILTER (REFER SHEET 23-12739-C7112)
- SSD — PROPOSED SUBSOIL DRAIN
- PROPOSED GULLY PIT DOUBLE GRATE
- PROPOSED HEADWALL
- PROPOSED END WALL
- PROPOSED CLEANOUT STRUCTURE
- PROPOSED SINGLE TYPE R SUMP
- PROPOSED MANHOLE
- PROPOSED PLANTATION SUMP - SINGLE
- PROPOSED PLANTATION SUMP - DOUBLE
- PROPOSED JUCTION PIT
- PROPOSED MKG INLET TO SWALE REFER 23-12739-C7111 FOR DETAILS
- PROPOSED SUBSOIL ENDWALL
- PROPOSED SPECIAL CHAMBERED MANHOLE
- PROPOSED OUTLET PROTECTION REFER DETAILS DRAWING 23-12739-C7115.

PRELIMINARY

No	Revision	Note: * indicates signatures on original issue of drawing or last revision of drawing	Drawn	Job Manager	Project Director	Date
C	REVISED STORMWATER LAYOUT (DA)		MPQ	ML*	CK*	15.08.11
B	UPDATED STORMWATER (DA)		MPQ	ML*	CK*	26.08.11
A	FSP ISSUE		TM	ML*	GV*	04.05.11



GHD CLIENTS | PEOPLE | PERFORMANCE

Level 7, 16 Marcus Clarke Street
 Canberra ACT 2601 Australia
 GPO Box 1877 Canberra ACT 2601
 T 61 2 6113 3200 F 61 2 6113 3299
 E cbrmail@ghd.com W www.ghd.com

DO NOT SCALE


Conditions of Use.
 This document may only be used by GHD's client (and any other person who GHD has agreed can use this document) for the purpose for which it was prepared and must not be used by any other person or for any other purpose.

Drawn	T.MUSE	Designer	G.DOUGHERTY
Drafting Check		Design Check	
Approved (Project Director)		Date	
Scale	1:500	This Drawing must not be used for Construction unless signed as Approved	

PROCUREMENT SOLUTIONS
MOLONGLO INFRASTRUCTURE - STAGE 1D

DRAINAGE PLAN - SHEET 1 OF 10

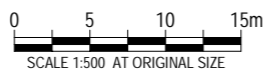
Original Size **A3** Drawing No: **23-12739-C7100** Rev: **C**



NOTE:
 1. REFER TO SHEET 23-12739-C7100 FOR LEGEND.

PRELIMINARY

C REVISED STORMWATER LAYOUT (DA)		MPQ	ML*	CK*	15.09.11
B UPDATED DRAINAGE STORMWATER (DA)		MPQ	ML*	CK*	26.08.11
A FSP ISSUE		TM	ML*	GV*	04.05.11
No	Revision	Drawn	Job Manager	Project Director	Date
Note: * indicates signatures on original issue of drawing or last revision of drawing					

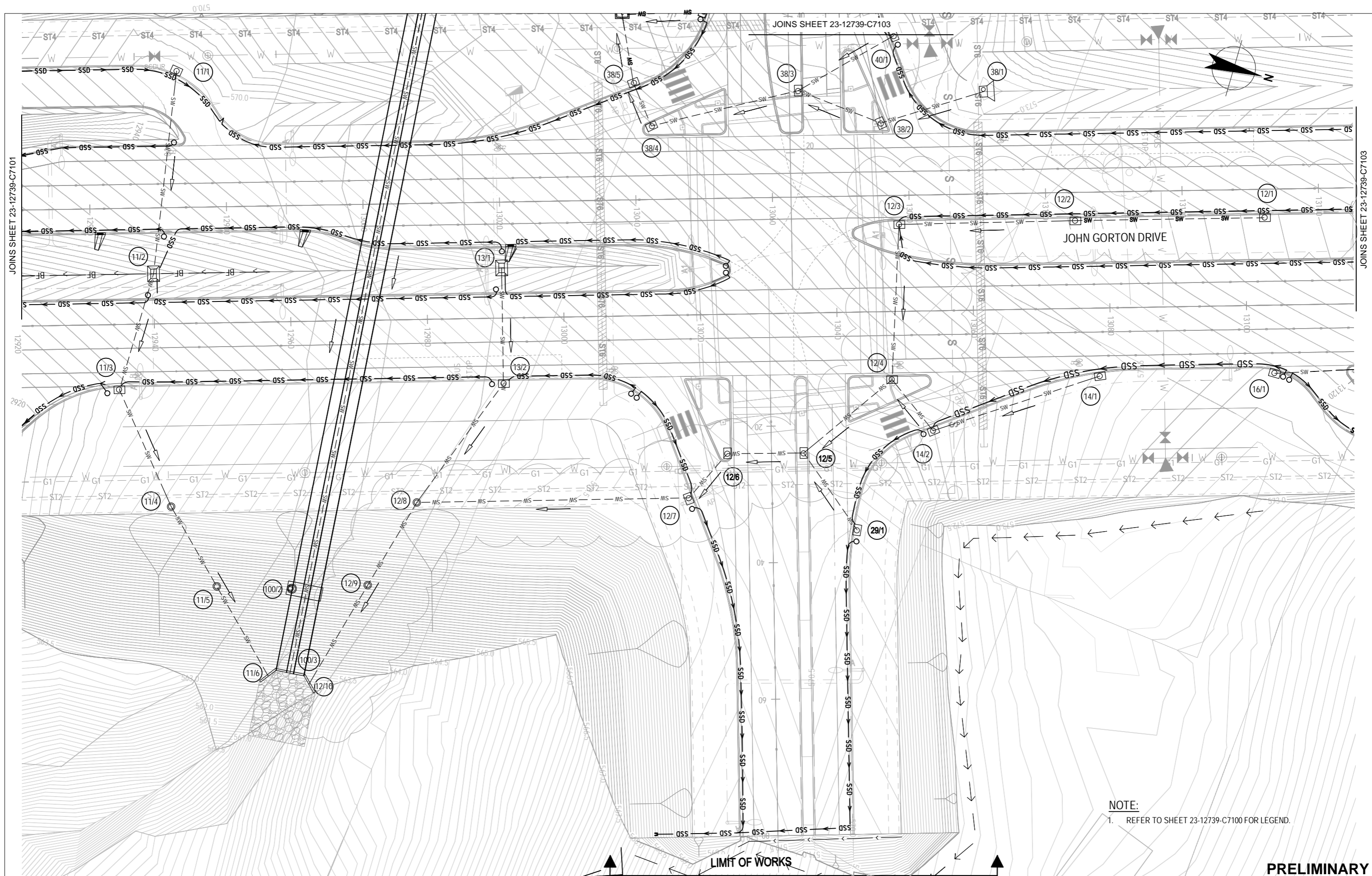


GHD CLIENTS | PEOPLE | PERFORMANCE

Level 7, 16 Marcus Clarke Street
 Canberra ACT 2601 Australia
 GPO Box 1877 Canberra ACT 2601
 T 61 2 6113 3200 F 61 2 6113 3299
 E cbrmail@ghd.com W www.ghd.com

DO NOT SCALE	Drawn T.MUSE	Designer G.DOUGHERTY
Conditions of Use. This document may only be used by GHD's client (and any other person who GHD has agreed can use this document) for the purpose for which it was prepared and must not be used by any other person or for any other purpose.	Drafting Check	Design Check
	Approved (Project Director)	Date
	Scale 1:500	This Drawing must not be used for Construction unless signed as Approved

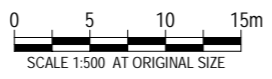
Client	PROCUREMENT SOLUTIONS
Project	MOLONGLO INFRASTRUCTURE - STAGE 1D
Title	DRAINAGE PLAN - SHEET 2 OF 10
Original Size	A3
Drawing No:	23-12739-C7101
Rev:	C



NOTE:
1. REFER TO SHEET 23-12739-C7100 FOR LEGEND.

PRELIMINARY

No	Revision	Note: * indicates signatures on original issue of drawing or last revision of drawing	Drawn	Job Manager	Project Director	Date
C	REVISED STORMWATER LAYOUT (DA)		MPQ	ML*	CK*	15.08.11
B	UPDATED DRAINAGE STORMWATER (DA)		MPQ	ML*	CK*	26.08.11
A	FSP ISSUE		TM	ML*	GV*	04.05.11

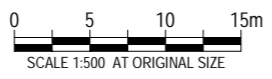


GHD CLIENTS | PEOPLE | PERFORMANCE

Level 7, 16 Marcus Clarke Street
Canberra ACT 2601 Australia
GPO Box 1877 Canberra ACT 2601
T 61 2 6113 3200 F 61 2 6113 3299
E cbrmail@ghd.com W www.ghd.com

DO NOT SCALE	Drawn T.MUSE	Designer G.DOUGHERTY
Conditions of Use. This document may only be used by GHD's client (and any other person who GHD has agreed can use this document) for the purpose for which it was prepared and must not be used by any other person or for any other purpose.	Drafting Check	Design Check
	Approved (Project Director)	Date
	Scale 1:500	This Drawing must not be used for Construction unless signed as Approved

Client **PROCUREMENT SOLUTIONS**
Project **MOLONGLO INFRASTRUCTURE - STAGE 1D**
Title **DRAINAGE PLAN - SHEET 3 OF 10**
Original Size **A3** Drawing No: **23-12739-C7102** Rev: **C**



GHD CLIENTS | PEOPLE | PERFORMANCE

Level 7, 16 Marcus Clarke Street
 Canberra ACT 2601 Australia
 GPO Box 1877 Canberra ACT 2601
 T 61 2 6113 3200 F 61 2 6113 3299
 E cbrmail@ghd.com W www.ghd.com

DO NOT SCALE		Drawn	Designer
Conditions of Use. This document may only be used by GHD's client (and any other person who GHD has agreed can use this document) for the purpose for which it was prepared and must not be used by any other person or for any other purpose.		T.MUSE	G.DOUGHERTY
Approved (Project Director)		Drafting Check	Design Check
Date		Scale 1:500	

PROCUREMENT SOLUTIONS
MOLONGLO INFRASTRUCTURE - STAGE 1D

DRAINAGE PLAN - SHEET 4 OF 10

Original Size **A3** Drawing No: **23-12739-C7103** Rev: **C**